



PSA turns over 2021 CBMS data to Baguio City

The Data Turnover Ceremony of the 2021 Pilot Community-Based Monitoring System (CBMS) was conducted last 27 March 2023 at the Baguio Convention and Cultural Center, Baguio City.

PSA National Statistician and Civil Registrar General Dennis S. Mapa said, *“With the data of CBMS, the City of Baguio shall be able to further develop its locality into its promise of being an endearing haven for nurturing breathing space for body, mind, and spirit, living a life reflective of amazing culture and history.”*

In the acceptance speech of Baguio City Mayor Benjamin B. Magalong, he stated that *“The CBMS has been an instrumental tool in our local government efforts providing us with the wealth of data that has enabled us to better understand the needs and priorities of our constituents. Thus, allowed us to formulate and implement targeted programs and policies that have direct impact to the lives of our constituents.”*

City Planning and Development Coordinator Donna G. Rillera-Tabangin presented the plans and programs that will utilize the CBMS data. She presented the 3-dimensional model of the city and explained that the 4th dimension will be the information where the CBMS data will be incorporated.

CBMS is an organized technology-based system of collecting, processing, and validating necessary disaggregated data that may be used for local planning, program implementation, and impact monitoring while empowering communities to participate in the process. It involves generation of data at the local level which serves as a basis in targeting households for government programs geared towards poverty alleviation and economic development. With the CBMS data already at the hands of the city, the Smart City initiative of the City of Baguio will be accelerated.

In this issue...

2 2023 Civil Registration Month Celebration

TWG Meeting on STIs

PSA-CAR presents Baguio City's 2021 economic performance to Mayor Magalong

4 Irian Lime Kiln Project Visit

Luzon Cluster Training Workshop on GRDE

1.1-M registered persons in Cordillera as of December 2022 for National ID

Online Dissemination of February 2023 Inflation Rate and CPI of CAR

6 PSA-CAR Presents the 2021 Poverty Situation of CAR during the Local Data Generation Workshop on the Magna Carta of the Poor

First Quarter MSAC

Orientation of Pangasinan State University Interns

1st Quarter RIAC-IP Health Meeting & Indigenous Peoples Health Strategic Planning Workshop

8 PSA officials meets Baguio City Mayor on CBMS

PSA-CAR conducts April 2023 Labor Force Survey (LFS) 2nd level training

1st Quarter RSC-CAR Meeting

10 PSA-CAR Serves as Resource Person to FDES and SEEA Trainings

PSA-CAR conducts outreach activity in Tuba

QuickStat

11

2023 Civil Registration Month Celebration



TV Guesting at PTV Cordillera

PSA-CAR Chief Administrative Officer (CAO) Adrian A. Cerezo served as guest speaker at People's Television (PTV) Cordillera last February 17, 2023. The program Isyu @ Serbisyo was hosted by Mr. Eddie Carta.

CAO Cerezo discussed the three mandates of the office and the different activities of the office in celebration of the Civil Registration Month. Updates on the Philippine Identification System (PhilSys) was also presented.



PSA-CAR issued free civil registry documents to the first 20 regular clients and first 20 priority clients last 27 February 2023. The said documents were released by Statistical Specialist II Cristeta E. Ngolob and Registration Officer II Guillermo B. Bermillo Jr.



GANGSA



A *gangsa* (gong) is an indigenous musical instrument of the Igorots ("people of the mountain") of the Cordillera region. It is usually played during cultural celebrations, rituals and festivities. It is a cultural symbol of fellowship and unity among the Igorots.

The quarterly newsletter is prepared by the Statistical Operations and Coordination Division (SOCD) of PSA- RSSO CAR

Editor-in-Chief

Aldrin Federico R. Bahit, Jr., CSS

Assistant Editor-in-Chief

Rick Jason P. Aquino, IO I

Staff/Contributors

Warren B. Mamanteo, SupSS

Ma. Gina V. De Guzman, SrSS

Betina Joy V. Bermillo, SrSS

Cherry K. Dionisio, SS II

Brozybroz Y. Mateo, SS II

Kay Angelika M. Castro, SS II

Jezl R. Boado, SS II

Oswaldo P. Cofolan, SA

Nico L. Pagaduan, AS

Lorie Ann M. Bucagan, AS

Aeron Joe C. Bahug, COSW

Jansenn Rexus F. Banaña, COSW

Jonathan Jet G. Ruiz, COSW

Stephen Dale C. Estigoy, COSW

Layout Artist

Reymarson P. Miclat, ISA I

Adviser

Villafe P. Alibuyog
Regional Director

3F CTLL Bldg. 141 Abanao Extension,
Rizal Monument, Baguio City 2600

(074) 442-7449

rssocar@psa.gov.ph
rssocarcrasd@psa.gov.ph
rssocarsocd@psa.gov.ph

rssocar.psa.gov.ph
/PSACordi
@PSACordi

DISCLAIMER: Some photos/graphics used in this publication were downloaded from the internet. This publication does not take ownership of the said photos/graphics.

TWG Meeting on Science, Technology and Innovation (STI) Statistics



PSA-CAR conducted the organizational meeting of the Technical Working Group (TWG) on Science, Technology, and Innovation (STI) Statistics last 27 January 2023 at the PSA-CAR Conference Room.

STI is deemed to contribute to the achievement of the overall Philippine Development Plan (PDP) goal of “Healthy and Resilient Philippines” by increasing the country’s growth of the overall potential through the scaling-up technology adoption and accelerating innovation to address the potential challenges ushered in by the new normal. The creation of a TWG on STI Statistics is necessary to serve as the venue for discussion, monitoring, review, and recommendation of strategies to implement the STI frameworks and gather/compile related statistics. The TWG was created thru CAR Regional Statistics Committee (RSC) Resolution Number 3 series of 2022 passed last 18 March 2022.



DOST-CAR Assistant Regional Director Pita S. Picpican presented the concepts and definition of STI. She discussed a comprehensive view of the STI statistical framework. Furthermore, the operationalization of the framework would help the region in elevating the importance of STI to the overall development of CAR.

PSA-CAR presents Baguio City's 2021 economic performance to Mayor Magalong



PSA-CAR presented the Gross City Domestic Product (GCDP) of the City of Baguio to Mayor Benjamin B. Magalong at the Baguio City Mayor's Office last 25 January 2023. GCDP is the measure of the economic well-being of the locality by compiling all the economic outputs of all industries using the production approach.

PSA-CAR Chief Statistical Specialist Aldrin Federico R. Bahit, Jr. reported to the mayor that the city's economy grew by 9.9 percent in 2021. The total Gross Value Added (GVA) (economic output) of the city was estimated at PhP 139 billion at constant 2018 prices. This is yet to reach the pre-pandemic levels and the city's total economic output needs to grow by 9.8 percent in 2022 to break even with 2019 levels. The city has the largest share to the economy of Cordillera with 44.8 percent share.



Mayor Magalong acknowledged the importance of the City Product Accounts project and is looking forward to more strategic collaborations with PSA. With what the mayor sees as more robust economic activities of the city, he is forecasting a double-digit growth rate of the economy of Baguio for 2022. The scheduled dissemination of the 2020 to 2022 GCDP of Baguio will be conducted by November or December of this year.

Irisan Lime Kiln Project Visit



PSA-CAR visited the Benguet Management Corporation's (BMC) Irisan Lime Kiln Project, together with the Mines and Geosciences Bureau-Cordillera Administrative Region (MGB-CAR) that conducted their Tenement, Safety and Health, Environment, and Social Development (TSBES) audit on 02 March 2023 at Irisan, Baguio City.

The site visit began with a meeting where PSA-CAR Chief Statistical Specialist (CSS) Aldrin Federico R. Bahit, Jr. introduced the PSA products and services. He explained that in addition to civil registry services and national identification system, the PSA is conducting surveys and censuses, estimating the economic accounts, environmental accounts, and many more statistical services that would provide better statistics for better policies that would in turn contribute to better lives. He added that the purpose of the site visit was to validate the data in accounting the mineral resources of the Cordillera.



BMC Safety Officer Joseph Fagyan facilitated the site visit through a tour, explaining the step-by-step flow in processing limestone. The process involves heating limestones in a kiln which undergo a process called calcining. Once baked at a specific temperature and duration, limestones will turn into calcium oxide otherwise known as quicklime. Adding water to quicklime would convert it to slaked lime or hydrated lime, a soft white powder that is widely used as a raw material in the chemical and mining industries.

PSA-CAR is currently working on the accounting of the mineral accounts of CAR for the years 2017 to 2021 and is expecting to release the estimates this year.

Luzon Cluster Training Workshop on Gross Regional Domestic Expenditure (GRDE)



On 27 February 2023, Ms. Arline D. Dimafelix of CO-EIAD presented the objectives, program, and house rules of the training workshop. Thereafter, overview of the Gross Regional Domestic Expenditure (GRDE) and its major expenditure items, that is, Household Final Consumption Expenditure, Government Final Consumption Expenditure, Gross Capital Formation, Exports and Imports of Goods, and Export and Import of Services were discussed, respectively.

The following day, 28 February 2023, ANS Vivian R. Illarina discussed the overview of the System of National Accounts (SNA).



Senior Statistical Specialist Betina Joy V. Bermillo of PSA-CAR presented the workshop output of the region. In terms of the share of expenditure items to the regional economy, Household Final Consumption Expenditure accounted for almost three-fourths of the region's total economic spending with 74.3 percent share. This was followed by Government Final Consumption Expenditure with 16.4 percent share, Net Exports to the Rest of the World with 11.9 percent share, Gross Capital Formation with 9.5 percent share, and Net Exports to the Rest of the Philippines with a negative 12.2 percent share.

The top contributors to the growth of Cordillera's economy in terms of expenditure in 2021 were Household Final Consumption Expenditure with 5.9 percentage points, Net Exports to the Rest of the World and Government Final Consumption Expenditure with 2.0 percentage points and 0.9 percentage point, respectively.

1.1-M registered persons in Cordillera as of December 2022 for National ID

In the continuing implementation of the Philippine Identification System (PhilSys) in Cordillera, PSA-CAR successfully registered the biometric data (Step 2 Registration) of more than 1.1-M Filipinos and resident aliens across the region.

Provincial and mobile registration centers had successfully registered a total of 1,185,061 registrants from the 31st of May 2021 to the 31st of December 2022. These comprise 55.29 percent of PSA's 2021 - 2022 target in the Cordillera Administrative Region (CAR). The table shows the number of registered individuals by province.

Total Number of Registered Individuals in the PhilSys Step 2 Registration by Province May 31, 2021 - December 31, 2022

Province	Total Registered Individual
Abra	172,434
Apayao	76,917
Benguet	564,773
Ifugao	129,175
Kalinga	149,525
Mountain Province	92,237

Per data from the Philippine Postal Corporation (PhilPost), 154,809 PhilID cards had been delivered to recipients as of 06 January 2023. The PSA also delivered 715,191 printed ePhilIDs as of 19 February 2023. In total, 870,000 PhilIDs and ePhilIDs are delivered which comprised 73.41% of the PhilSys registered persons in CAR from 31 May 2021 to 31 December 2022.



PHILSYS STEP 2 REGISTRATION MONTHLY REPORT

FEBRUARY 2023

REGION:	Monthly Target	Registered Registrants
CAR	107,100	12,876
PROVINCES:		
ABRA	13,860	1,117
APAYAO	8,820	3,416
BENGUET	45,360	4,096
IFUGAO	13,860	1,169
KALINGA	13,860	1,821
MOUNTAIN PROVINCE	11,340	1,257

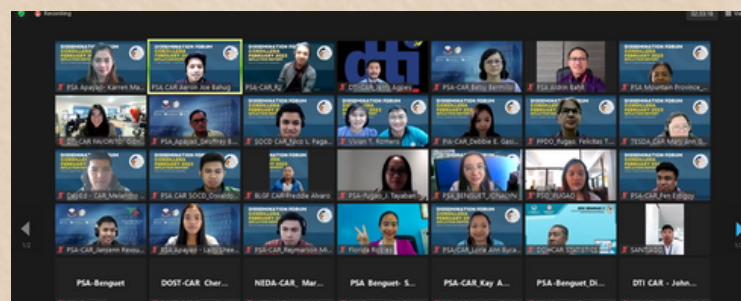
Online Dissemination of February 2023 Inflation Rate and CPI of CAR



PSA-CAR conducted the Online Dissemination of the February 2023 Cordillera Inflation Rate (IR) and Consumer Price Index (CPI) last 22 March 2023 via Zoom. This was participated by Regional Line Agencies (RLAs), Local Government Units (LGUs), and the media.

PSA-CAR Senior Statistical Specialist (SrSS) Betina Joy V. Bermillo reported that the February 2023 inflation rate of the region was 0.8 percentage points lower than the previous month at 7.9 percent. The deceleration of inflation rate in February 2023 was primarily brought about by a slower year-on-year inflation rate of food and non-alcoholic beverages with 10.1 percent in February 2023 from 11.2 percent in January 2023. This was followed by the percentage increase in prices of transport with 13.5 percent from 16.3 percent, and alcoholic beverages and tobacco with 13.5 percent inflation rate from 16.3 percent in the previous month.

As for the February 2023 highest inflation by province/Highly Urbanized City (HUC), only Mountain Province and Ifugao incurred faster inflation. SrSS Bermillo further elaborated on main sources of inflation by province and HUC.



Department of Trade and Industry-Cordillera Administrative Region (DTI-CAR) Chief Trade and Industry Development Specialist Jeremias Mario D. Agpes provided his inputs as a discussant during the dissemination forum and shared a presentation on the Suggested Retail Prices (SRPs) of necessities and prime commodities. This was followed by a very interactive open forum that included discussions on price monitoring and other consumer-welfare concerns.

PSA-CAR Presents the 2021 Poverty Situation of CAR during the Local Data Generation Workshop on the Magna Carta of the Poor



PSA-CAR presented the 2021 Full Year Poverty Statistics of CAR during the Inter-Province and Highly Urbanized City (HUC) Orientation and Local Data Generation Workshop on the Magna Carta of the Poor in CAR spearheaded by the National Anti-Poverty Commission (NAPC) on March 21 and 23, 2023 at the City Travel Hotel, Baguio City.

PSA-CAR Chief Statistical Specialist (CSS) Aldrin Federico R. Bahit, Jr. and Information Officer I Rick Jason P. Aquino presented the data of the 2021 poverty situation of CAR. The workshop was attended by Provincial Local Government Units (PLGUs), HUC and Regional Line Agencies of CAR.

CSS Bahit reported that the number of poor Filipino families in the Philippines was estimated at 3.5 million families in 2021 where 30,740 families belong to CAR. The 2021 subsistence incidence among families in CAR was lower at 1.4 percent compared to the national subsistence incidence at 3.9 percent.

Among the 17 regions in the Philippines, Caraga Region had the highest subsistence incidence while NCR had the lowest in 2021. The number of food poor Filipinos in the Philippines was estimated at 6.5 million in 2021 where 39,660 poor individuals belong to CAR.

Mr. Aquino presented the provincial and HUC statistics where he reported that Baguio posted the lowest poverty incidence among families in 2021 with 1.0 percent while Abra had the highest poverty incidence with 15.8 percent.

In his report, an estimate of 180,710 individuals in the region were considered poor in 2021. The highest number of poor individuals were in Abra with an estimate of 53,520 individuals while Baguio City had the lowest with about 6,220 poor individuals.

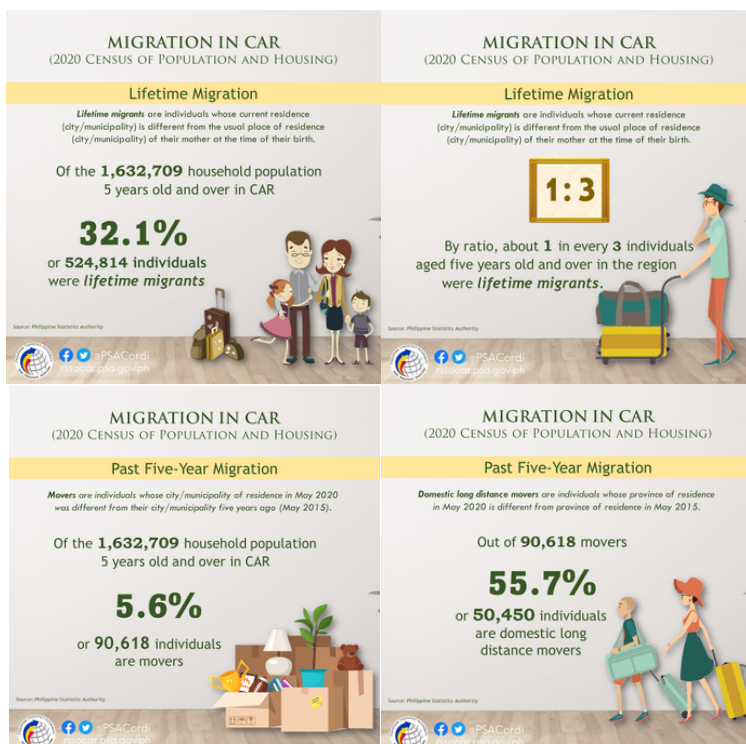
Baguio City had the lowest subsistence incidence in 2021 with 0.1 percent, equivalent to an estimate of 800 food poor families while Abra and Mountain Province had the highest subsistence incidence, equivalent to an estimate of 1,980 and 1,290 food poor families, respectively. It was only Ifugao that had a magnitude increase of food poor families in 2021 with a 5.8 percent change.

First Quarter Multi-Stakeholder Advisory Council Meeting (MSAC)

The Local Governance Regional Resource Center of the Cordillera Administrative Region (LGRRC-CAR) conducted its 1st quarter meeting to discuss the 2023 action planning and MOA consultations of Multi-Stakeholders Advisory Council (MSAC). The LGRRC with its goal to become a Knowledge Centric Organization, and build a community that pursue local governance excellence through knowledge sharing and innovation.

PSA representatives SUSS Warren B. Mamanteo, and IO Rick Jason P. Aquino attended the said meeting.

The meeting was called to order at 8:30 AM was presided over by the presiding officer Ruperto B. Maribbay Jr. Assistant Regional Director of the LGRRC-CAR, after the declaration of quorum by DILG secretariat. All concerns raised during the meeting were properly addressed and documented for consideration. The schedule of the second quarter MSAC meeting was tentatively scheduled on 08 June 2023.



Orientation of Pangasinan State University (PSU) Interns



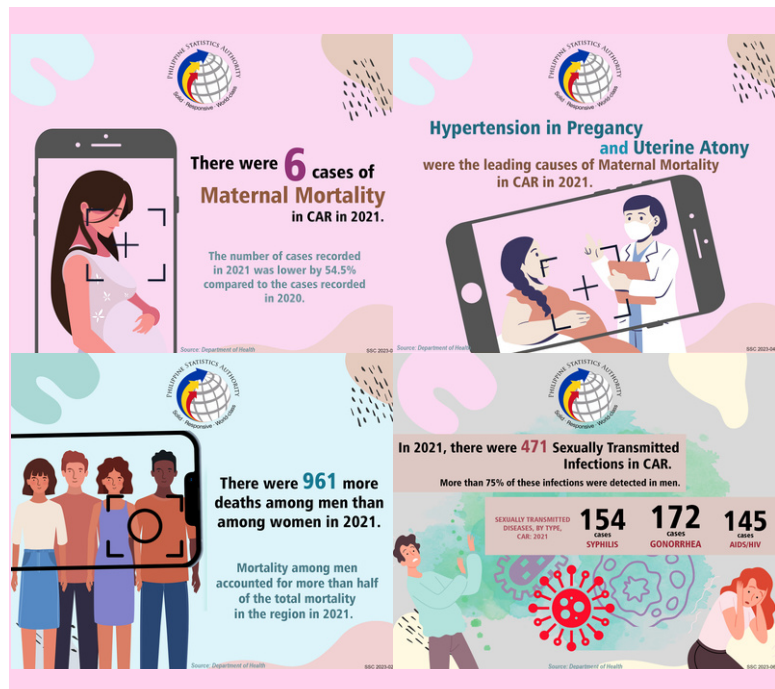
Students from Pangasinan State University (PSU) had their internship orientation last 30 March 2023 at the PSA-CAR Conference Hall. The said students are 5th-year students taking up computer engineering. The orientation was facilitated by Chief Statistical Specialist (CSS) Aldrin Federico R. Bahit, Jr.

CSS Bahit discussed the PSA vision, mission, core values, and quality policy. This was followed by the functional and organizational charts, manpower complement, and innovations and awards.



Statistical Specialist II (SSII) Cherry K. Dionisio discussed the Philippine Statistical System (PSS) and its structure, history, and products. She also presented the PSA mandates and functions.

SSII Dionisio included the PSA products and services in her discussion which included the publications and functions of PSA and its Civil Registry System.



1st Quarter Regional Inter-agency Committee on Indigenous Peoples (RIAC-IP) Health Meeting & Indigenous Peoples Health Strategic Planning Workshop



PSA-CAR Assistant Statistician Lorie Ann M. Bucagan attended the First Quarter Regional Inter-agency Committee on Indigenous Peoples (RIAC - IP) Health Meeting and Indigenous Peoples Health Strategic Planning Workshop last 28-29 March 2023 at the Plaza Lodge Hotel, Baguio City.

Department of Health - Cordillera Administrative Region (DOH-CAR) Dr. Diana Palangchao presented the activity overview, Universal Health Care (UHC) in the Cordilleras, accomplishments and ways forward of the 2018 - 2022 Indigenous Peoples' (IP) Strategic Plan for Health, and the Department of Health - National Commission on Indigenous Peoples - Department of the Interior and Local Government (DOH-NCIP-DILG) Joint Memorandum Circular No. 2013 - 001. DOH-CAR Dr. Ryan C. Guinanan presented on IPs' Health and Culture Sensitive Intercultural Strategies.

PSA officials meet Baguio City Mayor on CBMS



PSA Deputy National Statistician (DNS) Minerva Eloisa P. Esquivias of the Censuses and Technical Coordination Office (CTCO), Assistant National Statistician (ANS) Kristine Joy S. Briones of the Community-Based Statistics Service (CBSS), together with Atty. Eliezer P. Ambatali of the Legal Service and staff from PSA central office, PSA Cordillera Administrative Region (CAR) and PSA Benguet had a courtesy call with Mayor Benjamin B. Magalong on the Community-Based Monitoring System (CBMS) at the Baguio City Mayor's Office last 02 February 2023.

PSA and Baguio City agreed on the reorganization and revitalizing the City Statistics Committee (CSC) to assist the city in all its statistical activities and other statistical concerns. In addition, they agreed on the creation of the Technical Working Group (TWG) on CBMS under the City of Baguio CSC, to assist the Local Government Unit (LGU) in continuously implementing and improving the conduct of CBMS.



Mayor Magalong was enlightened with the works and efforts of PSA and is eager to have the CBMS datasets the soonest possible. ANS Kristine said that the CBMS data for the city will be available this February. PSA looks forward for a stronger collaboration with the City of Baguio and extends its utmost support to the data providers of CBMS.

PSA-CAR conducts April 2023 Labor Force Survey (LFS) 2nd level training



PSA conducted the Second Level Training on Labor Force Survey (LFS) for the April 2023 round at Ritz Hotel, Legarda Road, Baguio City last March 21-24, 2023.

The LFS is a nationwide monthly survey of the households conducted by the PSA which aims to provide a quantitative framework for the preparation of plans and formulation of policies affecting the labor market. Specifically, the survey is designed to provide statistics on levels and trends of employment, unemployment and underemployment for the country, as a whole, and for each of the administrative regions. A total of 12 provincial focal persons were trained on the concepts and definitions of the LFS. A mock interview was conducted to test the Computer Assisted Personal Interview (CAPI) system for the data collection.



PSA-CAR Chief Statistical Specialist Aldrin Federico R. Bahit, Jr. welcomed the participants of the training. He underscored the importance and uses of employment statistics as bases for the preparation of plans and programs, and for evidenced-based policy and decision-making. He further echoed the call of the PSA National Statistician and Civil Registry General Claire Dennis S. Mapa to be compassionate and adopt sound financial management. These two attributes were in addition to the five other enumerated corporate personality of the PSA.

Support the conduct of...



2022 ANNUAL SURVEY OF PHILIPPINE BUSINESS AND INDUSTRY

Survey starts on 17 April 2023



Republic of the Philippines
REGIONAL STATISTICS COMMITTEE
Cordillera Administrative Region.

1st Quarter RSC-CAR Meeting



The First Quarter 2023 Regional Statistics Committee - Cordillera Administrative Region (RSC-CAR) meeting was conducted last 03 March 2023 at NEDA RDC Hall, Baguio City.

The said meeting had 7 matters for approval and 9 matters for information. The following were the matters for information discussed:

1. 2022 RSC-CAR Accomplishment Report
2. 2022 CAR Annual Regional Economic Situationer
3. Report on the RDP 2023-2028 Headline Targets
4. Report on the Monitoring of Accomplishments on the 2017-2023 CAR RSDP
5. Provincial Product Accounts (PPA) Baguio Economic Performance Comparison with PPA-piloted Highly Urbanized Cities (HUCs)
6. Report on the TWG on Science, Technology, and Innovation (STI) Statistics for CAR
7. Updates on the implementation of the Community-Based Monitoring System
8. Report on the CAR Tourism Satellite Accounts (TSA)
- 9 Status of Statistics/Statistical Outputs and Activities of Agencies



The Committee discussed and approved the following resolutions:

RSC-CAR Resolution No. 1 Series of 2023

Enjoining the Regional Line Agencies, Local Government Units, academe, and civil society organizations to support the formulation of the CAR RSDP 2023-2029

RSC-CAR Resolution No. 2 Series of 2023

Conversion of the Community-Based Monitoring System (CBMS) Technical Committee into CBMS Technical Working Group with updated composition and terms of reference.

RSC-CAR Resolution No. 3 Series of 2023

Enjoining the stakeholders in the Cordillera Administrative Region (CAR) to support the conduct of the 2022 Census of Agriculture and Fisheries (CAF)

RSC-CAR Resolution No. 4 Series of 2023

Requesting all Regional Line Agencies, Local Government Units, and the private sector to provide the Philippine Statistics Authority (PSA) - Cordillera Administrative Region (CAR) with the data needed in the compilation of the 2020 to 2022 regional accounts of CAR

RSC-CAR Resolution No. 5 Series of 2023


Requesting all Regional Line Agencies, Local Government Units, and the private sector to provide the Philippine Statistics Authority (PSA) - Cordillera Administrative Region (CAR) with the data needed in the compilation of the 2020 to 2022 Provincial Product Accounts (PPA) of Baguio City and the provinces of CAR.

RSC-CAR Resolution No. 6 Series of 2023

Recognizing the winners of the 26th Philippine Statistics Quiz (PSQ) National Finals, 2nd PSA Quiz Bee National Finals, 32nd National Statistics Month (NSM) National Awards, and the paper presenters during the 15th National Convention on Statistics

RSC-CAR Resolution No. 7 Series of 2023

Reconstituting the members of the Technical Working Group (TWG) on Science, Technology, and Innovation (STI) Statistics



Copies of RSC-CAR Resolutions can be accessed at <https://rssocar.psa.gov.ph/rsc-resolutions>.

The 2nd Quarter 2023 RSC-CAR regular meeting is scheduled on 01 June 2023 at the NEDA RDC Hall, Baguio City.

PSA-CAR serves as resource person to FDES and SEEA Trainings



In recognition of the initiatives of PSA-RSSO CAR, the Environment and Natural Resources Accounting Division (ENRAD) of PSA Central Office invited Chief Statistical Specialist (CSS) Aldrin Federico R. Bahit, Jr. to share steps undertaken and lessons learned in compiling the Regional Compendium of Environment Statistics using the Framework for the Development of Environment Statistics (FDES) 2013 and the compilation of Mineral Accounts of the Cordillera employing the System of Environmental-Economic Accounting (SEEA) 2012 - Central Framework. CSS Bahit shared his invaluable knowledge to five appreciation trainings namely: (1) FDES 2013 in Metro Manila (15 Feb), (2) SEEA-CF in Cebu City, Cebu (23 Feb), (3) SEEA-CF in Davao City, Davao (16 Mar), (4) SEEA-CF in Calapan City, Mindoro (23 Mar), and (5) SEEA-CF in Legazpi City, Albay (30 Mar).



CSS Bahit shared the region's experience in compiling, accounting, and preparing the Regional Compendium of Environment Statistics published in June 2020. From the creation of a Technical Working Group (TWG), to the data collection from different agencies, numerous best practices were shared. CSS Bahit also presented the coordination mechanisms and timeline of activities in accounting for CAR's mineral resources. As a pioneer in environmental accounting, the region has already prepared six compilations for land, timber resources, mineral, and water resources. The publication entitled "CAR Asset Accounts for Mineral Resources: 2004-2016" was released in February 2019 and the 2017 to 2021 updates are underway. The mineral accounts aim to aid stakeholders and policymakers in decision-making as they make programs and policies regarding the management of mineral resources. /jjgr/

PSA-CAR conducts outreach activity in Tuba



PSA-CAR Regional Director Villafe P. Alibuyog and staff distributed snacks and school supplies to the day care pupils of Gold Stream Child Development Center of Camp 4, Tuba, Benguet last 06 January 2023.



School supplies such as coupon bonds, pencils, and crayons were distributed during the said activity.



Office supplies were provided to Our Lady of the Way Parish Church for the children's Sunday school and goods were given to senior citizens of Gold Stream and Balococ of Camp 4, Tuba, Benguet.



CORDILLERA

QUICK STAT

INDICATOR

REFERENCE PERIOD and DATA

TOTAL POPULATION ('000) ^{1/}	2010	2015	2020
Philippines	92,338	100,981	109,035
Cordillera Administrative Region	1,617	1,722	1,798
Abra	235	241	251
Apayao	113	119	124
Baguio City	319	345	366
Benguet*	404	446	461
Ifugao	191	203	207
Kalinga	202	213	230
MT Province	154	155	158

ANNUAL GROWTH RATE (%)^{2/}

REFERENCE PERIOD and DATA

	2010-2015	2015-2020	2010-2020
Philippines	1.72	1.63	1.67
Cordillera Administrative Region	1.21	0.91	1.06
Abra	0.52	0.84	0.67
Apayao	1.08	0.90	0.99
Baguio City ^{3/}	1.54	1.25	1.40
Benguet**	1.91	0.67	1.32
Ifugao	1.14	0.48	0.83
Kalinga	1.02	1.62	1.31
MT Province	0.05	0.49	0.26

PROJECTED MID-YEAR POPULATION ('000)^{4/}

REFERENCE PERIOD and DATA

	2023	2024	2025
Philippines	112,892	114,163	115,377
Cordillera Administrative Region	1,850	1,862	1,874
Abra	250	251	252
Apayao	126	126	127
Benguet*	876	884	892
Ifugao	214	215	216
Kalinga	224	225	226
MT Province	158	158	158

MAGNITUDE OF POOR FAMILIES

	2010	2015	2020
Cordillera Administrative Region	67,640	36,350	30,740
Abra	12,210	8,190	9,190
Apayao	8,430	4,270	1,300
Benguet*	4,710	7,650	7,930
Baguio City	..	1,440	1,080
Ifugao	14,660	4,460	2,830
Kalinga	14,590	4,030	2,560
MT Province	12,830	6,310	5,850

INDICATOR

REFERENCE PERIOD and DATA

LABOR and EMPLOYMENT ^{5/}	JAN 2022	OCT 2022*	JAN 2023*
Philippines			
Working Age Population ('000)	76,348	76,925	77,105
Labor Force Participation Rate (%)	60.5	64.1	64.5
Employment Rate (%)	93.6	95.5	95.2
Unemployment Rate (%)	6.4	4.5	4.8
Cordillera Administrative Region			
Working Age Population ('000)	1,270	1,267	1,275
Labor Force Participation Rate (%)	65.0	64.7	64.3
Employment Rate (%)	94.9	97.0	96.7
Unemployment Rate (%)	5.1	3.0	3.3

AGRICULTURAL STATISTICS: CROPS PRODUCTION in CAR (MT)^{6/}

REFERENCE PERIOD and DATA

	Q4 2021	Q3 2022	Q4 2022
Palay	161,664	58,272	141,829
Corn	81,268	47,241	51,862
Cabbage	7,162	19,290	7,145
Chinese Cabbage	5,175	3,453	5,445
Broccoli	74	535	105
White Potato	9,074	13,186	8,885
Carrots	4,052	8,094	3,609
Coconut	135	371	130

FISHERY PRODUCTION in CAR (MT)^{10/}

REFERENCE PERIOD and DATA

	Q4 2021	Q3 2022	Q4 2022
Municipal Inland	256	159	213
Aquaculture	1,059	835	813

INDICATOR

REFERENCE PERIOD and DATA

MAGNITUDE OF POOR INDIVIDUALS	2015	2018	2021
Cordillera Administrative Region	390,230	213,830	180,710
Abra	74,200	45,650	53,520
Apayao	43,100	24,040	8,470
Benguet*	28,500	41,090	41,990
Baguio City	..	8,240	6,220
Ifugao	85,920	30,130	17,110
Kalinga	88,440	26,310	18,450
MT Province	70,080	38,370	34,960

VITAL STATISTICS^{11/}

REFERENCE PERIOD and DATA

	2019	2020	2021
Cordillera Administrative Region	30,355	26,860	23,701
Abra	2,883	2,681	2,368
Apayao	3,183	2,380	1,706
Baguio City	9,628	7,305	4,748
Benguet	4,748	5,247	5,912
Ifugao	2,762	2,796	3,263
Kalinga	3,866	3,659	3,558
MT Province	3,330	2,792	2,146

REGISTERED BIRTH

	2019	2020	2021
Cordillera Administrative Region	9,086	4,945	7,846
Abra	1,131	452	653
Apayao	669	240	544
Baguio City	1,808	1,064	1,408
Benguet	2,452	1,553	2,364
Ifugao	1,166	682	1,009
Kalinga	1,119	471	841
MT Province	741	483	667

REGISTERED MARRIAGE

	2019	2020	2021
Cordillera Administrative Region	9,381	8,487	13,241
Abra	1,582	1,546	2,238
Apayao	686	555	894
Baguio City	2,928	1,741	2,670
Benguet	1,687	1,756	3,326
Ifugao	732	664	1,284
Kalinga	871	888	1,559
MT Province	895	820	1,270

REGISTERED DEATHS

	2019	2020	2021
Cordillera Administrative Region	9,381	8,487	13,241
Abra	1,582	1,546	2,238
Apayao	686	555	894
Baguio City	2,928	1,741	2,670
Benguet	1,687	1,756	3,326
Ifugao	732	664	1,284
Kalinga	871	888	1,559
MT Province	895	820	1,270

INDICATOR

REFERENCE PERIOD and DATA

LIVESTOCK and POULTRY PRODUCTION in CAR (MT) ^{11/}	Q4 2021	Q3 2022	Q4 2022
Carabao	667	515	661
Cattle	947	1,018	875
Goat	230	231	253
Hog	5,041	5,556	5,253
Chicken	1,568	1,443	1,764
Duck	160	147	155
Chicken eggs	1,108	1,155	1,293

INDICATOR

REFERENCE PERIOD and DATA

AVERAGE FARM PRICES (PHP/Kg) ^{12/}	JAN 2022	DEC 2022	JAN 2023
Palay (Paddy) Other Variety, dry	17.68	18.04	17.98
Corngrain (Maize) Yellow, matured	19.06	19.03	18.00
Cabbage	15.22	38.59	22.13
Chinese Cabbage	7.58	23.52	8.73
Broccoli	37.21	56.09	29.91
White Potato	28.96	85.45	61.77
Carrots	20.31	39.74	13.34
Coconut, matured	9.07	8.10	7.17
Carabao for Slaughter (backyard)	196.94
Cattle for Slaughter (backyard)	162.31	200.0	..
Goat for Slaughter (backyard)	..	216.46	..
Hogs for Slaughter (backyard)	164.25	170.61	..
Native Chicken (backyard)	290.09	198.53	..
Duck for meat (backyard)	352.40	224.49	..

INDICATOR

REFERENCE PERIOD and DATA

CONSUMER PRICE INDEX ALL ITEMS. (2018=100) ^{13/}	FEB 2022	JAN 2023	FEB 2023
Philippines	111.8	121.4	121.4
Cordillera Administrative Region	112.0	120.5	120.0
Abra	110.6	120.0	119.1
Apayao	109.8	121.1	120.7
Benguet**	113.2	120.8	120.4
Baguio City	110.4	117.7	117.1
Ifugao	113.3	120.1	120.6
Kalinga	113.1	125.3	124.5
MT Province	115.2	126.6	126.8

INFLATION RATE (%). ALL ITEMS^{14/}

REFERENCE PERIOD and DATA

	FEB 2022	JAN 2023	FEB 2023
Philippines	3.0	8.7	8.6
Cordillera Administrative Region	4.3	7.9	7.1
Abra	3.2	9.3	7.7
Apayao	2.1	10.3	9.9
Benguet**	7.2	6.9	6.4
Baguio City	3.6	7.1	6.1
Ifugao	2.5	5.6	6.4
Kalinga	2.9	11.4	10.1
MT Province	3.0	9.8	10.1

PURCHASING POWER of the PESO^{15/}

REFERENCE PERIOD and DATA

	FEB 2022	JAN 2023	FEB 2023
Philippines	0.89	0.82	0.82
Cordillera Administrative Region	0.89	0.83	0.83
Abra	0.90	0.83	0.84
Apayao	0.91	0.83	0.83
Benguet**	0.88	0.83	0.83
Baguio City	0.91	0.85	0.85
Ifugao	0.88	0.83	0.83
Kalinga	0.88	0.80	0.80
MT Province	0.87	0.79	0.79

LITERACY^{16/}

REFERENCE PERIOD and DATA

	2008	2013	2019
Philippines			
Basic Literacy Rate	95.6	96.5	93.8
Functional Literacy Rate	86.4	90.3	91.6
Cordillera Administrative Region			
Basic Literacy Rate	94.8	94.9	94.0
Functional Literacy Rate	89.2	91.2	92.0

Legend:

- 1/ - Source: 2000, 2010 and 2015 Census of Population and Housing
- 2/ - Based on Population Growth Rate 2000-2015, 2000-2010 & 2010-2015
- 3/ - Source: 2015 Census-Based National, Regional and Provincial Population Projections
- 4/ - Based on PSA Poverty Official Statistics
- 5/ - Based on PSA Vital Statistics Report, 2020 preliminary data
- 6/ - Based on Monthly CPI Result
- 7/ - Source: Functional Literacy, Education, and Mass Media Survey
- 8/ - Source: Labor Force Survey
- 9/ - Source: Crop Production Surveys
- 10/ - Source: Fishery Surveys
- 11/ - Source: Livestock and Poultry Production Survey
- 12/ - Source: Farm Prices Survey
- 13/ - Palay and Corn Stocks Survey
- * - Benguet including Baguio City
- ** - Benguet excluding Baguio City
- *** - Revised based on the CPI (2012) and adoption of the 2015 PopCen result
- no data available
- P - preliminary data



For Inquiries:

Philippine Statistics Authority
Regional Statistical Services Office
Cordillera Administrative Region
CTL Bldg., 141 Abnaso Extension, Rizal Monument Area
2400 Baguio City, Philippines
Tel. No. (074) 422-7449
Telefax No. (074) 422-7449
E-mail address: rso.casoc@psa.gov.ph
URL: www.rso.casoc.psa.gov.ph