



BAGONG PILIPINAS

Benguet Lily



Volume 11 No. 1
January 2025

NEWSLETTER OF PSA-BENGUET

Statistical Activities

The Philippine Statistics Authority-Benguet Provincial Office started the year 2025 with the different statistical activities of the office.

The January 2025 Labor Force Survey (LFS) 3rd level training was conducted at the PSA-Benguet Provincial Statistical Office was conducted on January 3-4; 6-7, 2025 and was participated by thirteen (13) Statistical Researchers.

A training on inflation report was also conducted via online on January 8, 2025. The Provincial Product Account (PPA) organizational meeting was conducted on January 15, 2025 and the PSA-LGU Data Sharing for Business Registers Project (PLDS-BRP) orientation was conducted on January 23, 2025.

The Commodity Flow Survey (CFS) Task Force Training via Google meet was held on January 7-9, 2025. The second level training followed on January 20-21, 2025.

PPMP

A workshop on Project Procurement Management Plan (PPMP) consolidation and Budget Proposal for 2026 was conducted on January 21-22, 2025 at the PSA RSSO CAR Conference Hall.

PhilSys

The Philippine Statistics Authority – Benguet Provincial Statistical Office PhilSys National ID Registration teams have registered a cumulative total of 1,673 individuals for the month of January 2025 with a target of 825 individuals. The registration output represents 202.79 percent of the target.

Also, the PhilSys team successfully issued ePhilID with a cumulative total of 1,153 national IDs in paper form to successfully registered persons under mode 1 for the month of January 2025.

On the other hand, they have issued a cumulative total of 43 Return to Sender National ID Cards for the month of January 2025. No additional RTS were received from Philippine Postal Corporation for the reference month.


United Nation National Quality Assurance Framework

CSS Imelda L. Buyuccan attended and participated in the Technical Training and Workshop on the United Nations National Quality Assurance Framework at the Multifunction Halls 1A-1B, PSA Headquarters, PSA Complex, East Avenue, Diliman, Quezon City on January 20-22, 2025.




PRICE STATISTICS

**BAGUIO CITY INFLATION
JANUARY 2025**
(ALL INCOME HOUSEHOLDS)




4.4%

Top 3 drivers to the uptrend:
Restaurants and accommodation services
Transport
Food and Non-alcoholic beverages




**BENGUET INFLATION
JANUARY 2025**
(ALL INCOME HOUSEHOLDS)




3.0%

Top 3 drivers to the uptrend:
Housing, water, electricity, gas and other fuels
Food and non-alcoholic beverages
Transport




**BAGUIO CITY INFLATION
JANUARY 2025**
(BOTTOM 30% INCOME HOUSEHOLDS)




4.6%

Top 3 contributors to the January Inflation
Food and non-alcoholic beverages
Housing, water, electricity, gas and other fuels
Personal care, and miscellaneous goods and services




**BENGUET INFLATION
JANUARY 2025**
(BOTTOM 30% INCOME HOUSEHOLDS)



3.1%

Top 3 drivers to the uptrend:
Food and non-alcoholic beverages
Housing, water, electricity, gas and other fuels
Restaurants and accommodation services



CONSTRUCTION STATISTICS

**1st QUARTER 2024^P
CONSTRUCTION STATISTICS
BAGUIO CITY
(PRELIMINARY RESULTS)**

Baguio City recorded a total of **95** approved building constructions with an estimated value of **PhP 509.36 million.**

The construction statistics presented are based on approved building permits on new constructions and additions, alterations and repairs of existing residential and non-residential buildings, and other structures which are proposed to be constructed in the different cities/municipalities of the country.

Construction statistics are generated from approved building permits as well as from the demolition and fencing permits collected every month by the Philippine Statistics Authority (PSA) field personnel from the Offices of Local Building Officials (LBOs).

**1st QUARTER 2024^P
CONSTRUCTION STATISTICS
BENGUET
(PRELIMINARY RESULTS)**

Benguet recorded a total of **65** approved building constructions with an estimated value of **PhP 423.62 million.**

The construction statistics presented are based on approved building permits on new constructions and additions, alterations and repairs of existing residential and non-residential buildings, and other structures which are proposed to be constructed in the different cities/municipalities of the country.

Construction statistics are generated from approved building permits as well as from the demolition and fencing permits collected every month by the Philippine Statistics Authority (PSA) field personnel from the Offices of Local Building Officials (LBOs).