

| INDICATOR | REFERENCE PERIOD | | |
|--|------------------|-------------|-------------|
| LITERACY (Sources: Functional Literacy & Mass Media Survey) | | | |
| Philippines | 2019 | 2013 | 2008 |
| Basic Literacy Rate a | 93.8 | 96.5 | 95.6 |
| Functional Literacy Rate b | 91.6 | 90.3 | 86.4 |
| Cordillera Administrative Region | | | |
| Basic Literacy Rate a | 94.0 | 94.9 | 94.8 |
| Functional Literacy Rate b | 92.0 | 91.2 | 89.2 |
| AGRICULTURE (Source: PSA) | | | |
| Top five agricultural crops | 2022 | 2021 | 2020 |
| Palay: Area (Harvested/Ha) | 12,007 | 12,738 | 15,432 |
| Production (MT) | 32,934 | 41,902 | 49,413 |
| Corn: Area (Harvested/Ha) | 17,234 | 23,798 | 28,462 |
| Production (MT) | 57,707 | 73,711 | 109,782 |
| Coconut: Area (Harvested/Ha) | 23 | 22 | 22 |
| Production (MT) | 284 | 228 | 196 |
| Mango: Area (Harvested/Ha) | 119 | 119 | 119 |
| Production (MT) | 921 | 840 | 351 |
| Banana: Area (Harvested/Ha) | 531 | 507 | 481 |
| Production (MT) | 3,837 | 3,370 | 3,142 |
| LIVESTOCK (Source: BPLS/CLPS) | | | |
| Top five livestock (Inventory) | 2022 | 2021 | 2020 |
| Carabao | 5,280 | 7,806 | 7,576 |
| Cattle | 6,969 | 9,711 | 9,408 |
| Chicken | 654,794 | 511,665 | 574,013 |
| Duck | 123,915 | 101,346 | 107,917 |
| Goat | 11,204 | 11,066 | 6,674 |
| AQUACULTURE (Source: QAFS) | | | |
| Freshwater Fishpond: | 2022 | 2021 | 2020 |
| 1. Tilapia (MT) | 938 | 1,139 | 842 |
| Freshwater Cage: | | | |
| 1. Tilapia (MT) | 1,163 | 1,420 | 984 |
| Inland Municipal Fisheries: | | | |
| 1. Tilapia (MT) | 38.46 | 32.49 | 58.12 |
| 2. Carp (MT) | 8.20 | 8.21 | 18.02 |
| 3. Silver perch (Ayungin) (MT) | 10.01 | 8.41 | 15.54 |
| 4. Catfish (MT) | 0 | 0.41 | 0 |
| 5. Freshwater Goby (Biya) (MT) | 8.52 | 8.60 | 16.84 |

NOTES:

- a- Basic reading and writing skills, based on persons 10 years old and over
- b- Basic reading, writing, and computational skills, based on persons 10-64 years old
- r- revised
- c- HB 4090-creation of barangay Liwon, Asipulo
- p- pre-liminary result
- Ha- hectares
- MT- metric tons



For inquiries, contact:

Philippine Statistics Authority
Ifugao Provincial Statistical Office
 2nd Floor RTK Bldg., Cuta Drive, cor. Poblacion South
 Lagawe, Ifugao, 3600




Contact No.: Globe: 0957-1225473, Smart: 0919-6979606
 Email: psa_ifugao@yahoo.com.ph; psalagawe@gmail.com
 PSA website: www.psa.gov.ph



| INDICATOR | REFERENCE PERIOD | | | |
|--|------------------|-------------------|-------------------|-------------------|
| Consumer Price Index | 2022 | Nov-23 | Oct-23 | Nov-22 |
| Ifugao (2018=100) | | | | |
| Consumer Price Index | 116.4 | 127.5 | 127.7 | 119.7 |
| Inflation Rate | 4.9 | 6.5 | 8.9 | 5.6 |
| Purchasing Power of Peso | 0.86 | 0.78 | 0.78 | 0.84 |
| Cordillera Administrative Region | | | | |
| Consumer Price Index | 115.4 | 123.3 | 123.3 | 119.4 |
| Inflation Rate | 6.4 | 3.3 | 4.7 | 7.6 |
| Purchasing Power of Peso | 0.87 | 0.81 | 0.81 | 0.84 |
| PRIVATE BUILDING CONSTRUCTION (Floor area in sq. m., value in P1,000) | | | | |
| Ifugao ^p | 2021 | 3rd qtr 23 | 2nd qtr 23 | 3rd qtr 22 |
| Total number of buildings | 42 | 25 | 22 | 13 |
| Total floor area | 21,162 | 7,089 | 5,256 | 9,479 |
| Value | 124,670 | 64,601 | 49,971 | 43,945 |
| Residential (number) | 13 | 10 | 8 | 4 |
| Total floor area | 1,701 | 2,714 | 1,656 | 1,093 |
| Value | 18,448 | 30,151 | 18,490 | 8,423 |
| Non-residential (number) | 28 | 15 | 14 | 9 |
| Total floor area | 19,461 | 4,575 | 3,600 | 8,386 |
| Value | 106,222 | 34,450 | 31,481 | 35,521 |

| INDICATOR | REFERENCE PERIOD | | | |
|--|------------------|----------------|----------------|----------------|
| GEOGRAPHY (Sources: Philippines in Figures & Philippine Yearbook) | | | | |
| Ifugao | 2019 | 2018 | 2017 | |
| Number of cities | - | - | - | |
| Number of mun. | 11 | 11 | 11 | |
| Number of barangays  | 176 | 176 | 176 | |
| DEMOGRAPHY (Sources: 2010 (CPH); 2007 & 2015 (POPCEN)  | | | | |
| POPULATION | 2020 | 2015 | 2010 | |
| Philippines | 109,035,343 | 100,981,437 | 92,357,852 | |
| CAR | 1,797,660 | 1,722,006 | 1,616,867 | |
| Ifugao | 207,498 | 202,802 | 191,078 | |
| Banaue | 20,652 | 21,837 | 22,365 | |
| Hungduan | 8,866 | 9,400 | 9,933 | |
| Kiangnan | 17,691 | 17,048 | 15,837 | |
| Lagawe | 18,876 | 19,333 | 18,077 | |
| Lamut | 26,235 | 25,279 | 23,088 | |
| Mayoyao | 15,621 | 17,331 | 16,413 | |
| Alfonso Lista | 34,061 | 32,119 | 28,410 | |
| Aguinaldo | 21,128 | 19,408 | 18,610 | |
| Hingyon | 9,930 | 9,227 | 9,795 | |
| Tinoc | 18,475 | 16,559 | 14,147 | |
| Asipulo | 15,963 | 15,261 | 14,403 | |
| DEMOGRAPHY (Sources: 2000 & 2010 (CPH); 2007 & 2015 (POPCEN) | | | | |
| | 2020 | 2015 | 2010 | 2007 |
| Annual growth rate (2000-2007, 2007-2010, 2010-2015, 2015-2020) | 0.48 | 1.14 | 1.69 | 1.56 |
| Total number of households | 43,281 | 39,479 | 36,232 | 31,346 |
| Household Population | 202,519 | 190,948 | 180,597 | 161,483 |
| Male | 104,642 | 98,365 | 92,665 | 82,423 |
| Female | 97,877 | 92,583 | 87,932 | 79,060 |
| Ave HH Size | 4.7 | 4.8 | 5.0 | 5.2 |
| Sex Ratio (no. of males/100 females) | 107 | 106 | 105 | - |
| Dependency Ratio (%) | 61 | 63 | 67 | 81 |
| Young dependents | 53 | 56 | 60 | 73 |
| Old dependents | 8 | 7 | 7 | 8 |
| Pop Density | 77 | 73 | 69 | 61 |
| Median Age | 23 | 22 | 21 | 19 |

| INDICATOR | REFERENCE PERIOD | | | |
|---|------------------|-------------|-------------|-------------|
| DEMOGRAPHY (Sources: 2010 & 2021 (CPH); 2007 & 2015 (POPCEN) | | | | |
| Total Population | 207,498 | 202,802 | 191,078 | 180,815 |
| Male | - | 104,806 | 98,450 | 92,794 |
| Female | - | 97,996 | 92,628 | 88,021 |
| Highest Educational Attainment (Household Population by 5 yrs. old and over) | | | | |
| | 2015 | 2010 | 2007 | 2000 |
| Both Sexes | 180,372 | 169,027 | 159,869 | 140,301 |
| No grade completed | 11,054 | 6,639 | 13,869 | 15,570 |
| Pre-school | 4,357 | 10,500 | 5,266 | 4,216 |
| Special education | 39 | - | - | - |
| Elementary | 69,130 | 69,035 | 66,191 | 64,884 |
| <i>1st-4th grade</i> | 38,323 | - | 36,731 | 38,257 |
| <i>5th-6th grade</i> | 12,754 | - | 12,057 | 26,627 |
| <i>Graduate</i> | 18,053 | - | 17,403 | - |
| High school | 50,853 | 44,210 | 41,201 | 30,786 |
| <i>Undergraduate</i> | 26,846 | - | 23,833 | 21,663 |
| <i>Graduate</i> | 24,007 | - | 17,368 | 9,123 |
| Post-Secondary | 2,603 | 3,426 | 3,007 | 3,550 |
| <i>Undergraduate</i> | 65 | - | 148 | 1,614 |
| <i>Graduate</i> | 2,537 | - | 2,859 | 1,936 |
| College Undergraduate | 20,189 | 17,605 | 14,329 | 12,471 |
| Academic degree holder | 21,560 | 16,802 | 13,977 | 4,230 |
| Post baccalaureate | 501 | 433 | 241 | 1,964 |
| Not stated | 86 | 377 | 1,508 | 2,630 |

| INDICATOR | REFERENCE PERIOD | | |
|---|------------------|---------------|---------------|
| FAMILY INCOME and EXPENDITURE (Sources: FIES survey)  | | | |
| Philippines | 2021 | 2018 | 2015 |
| Annual Average Family Income | 307,000 | 313,000 | 267,000 |
| Annual Average Family Expenditure | 229,000 | 239,000 | 215,000 |
| Annual Average Family Savings | 78,000 | 74,000 | 52,000 |
| Cordillera Administrative Region | | | |
| Annual Average Family Income | 350,000 | 282,000 | 218,000 |
| Annual Average Family Expenditure | - | 209,000 | 174,000 |
| Annual Average Family Savings | - | 73,000 | 44,000 |
| LABOR and EMPLOYMENT (Sources: Labor Force Survey)  | | | |
| Philippines | Jul-23 | Apr-23 | Jul-22 |
| Population 15 yrs. old & over (in '000) | 78,051 | 77,105 | 76,373 |
| Labor force participation rate | 60.1 | 65.1 | 65.2 |
| Employment rate | 95.2 | 95.5 | 94.8 |
| Unemployment rate | 4.8 | 4.5 | 5.2 |
| Underemployment rate | 15.9 | 12.9 | 13.8 |
| Cordillera Administrative Region | | | |
| | Jul-23 | Apr-23 | Jul-22 |
| Pop 15 yrs. old & over (in '000) | 1,288 | 1,275 | 1,271 |
| Labor force participation rate | 64.2 | 65.4 | 68.8 |
| Employment rate | 95.9 | 97.3 | 95.8 |
| Unemployment rate | 4.1 | 2.7 | 4.2 |
| Underemployment rate | 19.4 | 10.4 | 16.9 |
| VITAL STATISTICS (Sources: DVSS data from MCRs report)  | | | |
| Ifugao | 2022 | 2021 | 2020 |
| Registered Births | 4,138 | 3,617 | 3,203 |
| Registered Marriage | 1,081 | 1,013 | 709 |
| Registered Death | 841 | 1,209 | 711 |

