

## INDICATOR

REFERENCE PERIOD and DATA

LABOR and EMPLOYMENT <sup>8/</sup>	JAN 2023	OCT 2023 <sup>P</sup>	JAN 2024 <sup>P</sup>
<b>Philippines</b>			
Working Age Population ('000)	77,105	78,018	78,655
Labor Force Participation Rate (%)	64.5	63.9	61.1
Employment Rate (%)	94.3	95.8	95.5
Unemployment Rate (%)	4.8	4.2	4.5
<b>Cordillera Administrative Region</b>			
Working Age Population ('000)	1,275	1,285	1,295
Labor Force Participation Rate (%)	64.4	66.4	64.3
Employment Rate (%)	96.6	96.7	96.7
Unemployment Rate (%)	3.4	3.3	3.3

RETAIL PRICES in CAR: ROOT CROPS (PhP/Kg) <sup>9/</sup>	MAR 2023	FEB 2024	MAR 2024
Carrot, 1Kg	62.43	75.47	90.81
Potato, 1Kg	95.46	108.71	111.08
Sweet Potato (Camote), 1Kg	61.47	62.49	62.23
Gabi tubers, 1Kg	73.69	82.50	79.43
Gabi Tubers, Native 1Kg	51.25	61.25	61.25
Pao Gallang, Fresh Tuber, 1Kg	53.91	58.75	53.75

FISHERY PRODUCTION in CAR (MT) <sup>10/</sup>	Q4 2022	Q3 2023	Q4 2023 <sup>P</sup>
Inland Municipal Fisheries	213	105	195
Aquaculture	813	604	662

LIVESTOCK and POULTRY PRODUCTION in CAR (MT) <sup>11/</sup>	Q4 2022	Q3 2023	Q4 2023 <sup>P</sup>
Carabao	661	439	655
Cattle	875	971	912
Goat	5,253	229	5,632
Hog	254	6,176	275
Chicken	1,764	1,319	1,877
Duck	155	147	138
Chicken eggs	1,293	1,239	1,154
Duck eggs	94	240	100

## INDICATOR

REFERENCE PERIOD and DATA

AVERAGE FARM PRICES (PHP/Kg) <sup>12/</sup>	DEC 2022	NOV 2023	DEC 2023
Palay [Paddy] Other Variety, dry	18.04	23.27	23.29
Corngrain [Maize] Yellow, matured	19.03	16.97	17.58
Cabbage	38.59	19.30	11.86
Pechay Baguio [Chinese Cabbage]	23.52	6.47	4.06
Broccoli	56.09	26.19	39.22
White Potato	85.45	83.80	69.42
Carrots	39.74	38.62	23.97
Coconut, matured	8.10	9.82	9.83
Strawberry	112.53	171.29	160.42
Chayote	9.95	9.79	12.79
Carabao for Slaughter (backyard)	..	203.93	217.47
Cattle for Slaughter (backyard)	200.00	218.92	166.67
Goat for Slaughter (backyard)	216.46	217.25	271.26
Hogs for Slaughter (backyard)	170.61	200.49	220.96
Native Chicken (backyard)	198.53	217.39	210.99
PALAY PRODUCTION BY PROVINCE (MT) <sup>13/</sup>	Q4 2022	Q3 2023	Q4 2023
<b>Cordillera Administrative Region</b>	<b>141,828.93</b>	<b>48,304.25</b>	<b>141,686.79</b>
Abra	46,661.00	8,214.14	46,251.84
Apayao	27,303.95	6,921.74	25,933.19
Benguet*	7,649.00	4,994.00	7,149.00
Ifugao	10,435.79	8,895.43	10,865.65
Kalinga	46,428.50	12,438.00	48,034.93
Mt. Province	3,350.69	6,840.94	3,452.19

### Legend:

- 1/ - Source: 2000, 2010 and 2015 Census of Population and Housing
- 2/ - Based on Population Growth Rate 2000-2015, 2000-2010 & 2010-2015
- 3/ - Source: 2015 Census-Based National, Regional and Provincial Population Projections
- 4/ - Based on PSA Poverty Official Statistics
- 5/ - Based on the PSA Vital Statistics Report, 2023 preliminary data
- 6/ - Based on Monthly CPI Result
- 7/ - Source: Functional Literacy, Education, and Mass Media Survey
- 8/ - Source: Labor Force Survey
- 9/ - Source: Retail Price Survey of Commodities of the Generation of 2018-based CPI
- 10/ - Source: Fishery Surveys
- 11/ - Source: Livestock and Poultry Production Survey
- 12/ - Source: Farm Prices Survey
- 13/ - Source: Palay Production Survey
- 14/ - Based on the Family Income and Expenditure Survey First Visit 2018, 2021 & 2023
- \* - Benguet including Baguio City
- \*\* - Benguet excluding Baguio City
- \*\*\* - Revised based on the CPI (2012) and adoption of the 2015 PopCen result
- .. - no data available
- P - preliminary data
- r - revised
- v - provisional, as of July 2023
- vv - provisional, as of October 2023

### For Inquiries:

Philippine Statistics Authority Regional Statistical Services Office  
Cordillera Administrative Region  
CTIL Bldg., 141 Abanao Extension, Rizal Monument Area  
2600 Baguio City, Philippines

Tel. No. (074) 422-7449  
Telefax No. (074) 422-7449  
E-mail address: rssocarsocd@psa.gov.ph  
URL: www.rssocar.psa.gov.ph



Republic of the Philippines  
**Philippine Statistics Authority**  
Cordillera Administrative Region



# CORDILLERA QUICKSTAT




An Update of PSA's  
Most Requested Statistics

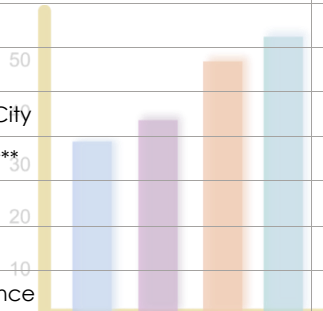
As of April 2024

**INDICATOR REFERENCE PERIOD and DATA**


TOTAL POPULATION ('000) <sup>1/</sup>	2010	2015	2020
<b>Philippines</b>	<b>92,338</b>	<b>100,981</b>	<b>109,035</b>
<b>Cordillera Administrative Region</b>	<b>1,617</b>	<b>1,722</b>	<b>1,798</b>
Abra	235	241	251
Apayao	113	119	124
Baguio City	319	345	366
Benguet	404	446	461
Ifugao	191	203	207
Kalinga	202	213	230
Mt Province	154	155	158



ANNUAL GROWTH RATE (%) <sup>2/</sup>	2010-2015	2015-2020	2010-2020
<b>Philippines</b>	<b>1.72</b>	<b>1.63</b>	<b>1.67</b>
<b>Cordillera Administrative Region</b>	<b>1.21</b>	<b>0.91</b>	<b>1.06</b>
Abra	0.52	0.84	0.67
Apayao	1.08	0.90	0.99
Baguio City	1.54	1.25	1.40
Benguet**	1.91	0.67	1.32
Ifugao	1.14	0.48	0.83
Kalinga	1.02	1.62	1.31
Mt Province	0.05	0.49	0.26



PROJECTED MID-YEAR POPULATION ('000) <sup>3/</sup>	2023	2024	2025
<b>Philippines</b>	<b>112,892</b>	<b>114,163</b>	<b>115,377</b>
<b>Cordillera Administrative Region</b>	<b>1,850</b>	<b>1,862</b>	<b>1,874</b>
Abra	250	251	252
Apayao	126	126	127
Benguet*	876	884	892
Ifugao	214	215	216
Kalinga	224	225	226
Mt Province	158	158	158




MAGNITUDE OF POOR FAMILIES <sup>14/</sup> ('000)	2018	2021	2023 <sup>5/</sup>
<b>Cordillera Administrative Region</b>	<b>61.49</b>	<b>54.01</b>	<b>43.51</b>
Abra	17.44	12.48	11.69
Apayao	6.81	3.52	1.56
Benguet*	10.54	13.84	12.80
Baguio City	2.62	3.53	2.74
Ifugao	7.68	6.46	4.88
Kalinga	5.88	5.52	2.95
Mt Province	10.54	8.67	6.89



**INDICATOR REFERENCE PERIOD and DATA**

MAGNITUDE OF POOR INDIVIDUALS <sup>14/</sup> ('000)	2018	2021	2023 <sup>5/</sup>
<b>Cordillera Administrative Region</b>	<b>317.52</b>	<b>295.45</b>	<b>256.85</b>
Abra	84.46	69.81	67.33
Apayao	33.04	20.35	9.76
Benguet*	56.66	69.47	71.00
Baguio City	13.77	17.48	13.57
Ifugao	44.64	35.75	33.24
Kalinga	34.23	34.96	22.32
Mt Province	50.73	47.64	39.64




**VITAL STATISTICS<sup>5/</sup>**

	AUG 2022 <sup>y</sup>	JULY 2023 <sup>yv</sup>	AUG 2023 <sup>yv</sup>
<b>REGISTERED BIRTH</b>			
<b>Cordillera Administrative Region</b>	<b>2,252</b>	<b>1,075</b>	<b>612</b>
Abra	248	191	98
Apayao	183	153	69
Baguio City	442	2	2
Benguet	549	45	3
Ifugao	259	265	185
Kalinga	371	274	241
Mt Province	200	145	14



	AUG 2022 <sup>y</sup>	JULY 2023 <sup>yv</sup>	AUG 2023 <sup>yv</sup>
<b>REGISTERED MARRIAGE</b>			
<b>Cordillera Administrative Region</b>	<b>542</b>	<b>299</b>	<b>108</b>
Abra	37	51	23
Apayao	29	40	..
Baguio City	118	..	..
Benguet	157	..	..
Ifugao	54	60	47
Kalinga	75	88	38
Mt Province	72	60	..



	AUG 2022 <sup>y</sup>	JULY 2023 <sup>yv</sup>	AUG 2023 <sup>yv</sup>
<b>REGISTERED DEATHS</b>			
<b>Cordillera Administrative Region</b>	<b>809</b>	<b>431</b>	<b>218</b>
Abra	123	147	90
Apayao	62	44	..
Baguio City	160	4	..
Benguet	210	8	..
Ifugao	87	95	50
Kalinga	102	86	78
Mt Province	65	47	..



**INDICATOR REFERENCE PERIOD and DATA**


CONSUMER PRICE INDEX ALL ITEMS, (2018=100) <sup>6/</sup>	MAR 2023	FEB 2024	MAR 2024
<b>Philippines</b>	121.1	125.5	125.6
<b>Cordillera Administrative Region</b>	118.9	123.7	123.7
Abra	119.0	121.5	123.5
Apayao	120.9	129.0	126.8
Benguet**	119.2	124.6	124.8
Baguio City	115.9	120.3	120.1
Ifugao	119.6	128.4	127.7
Kalinga	122.5	125.8	125.8
Mt Province	125.8	127.2	127.6



INFLATION RATE (%), ALL ITEMS <sup>6/</sup>	MAR 2023	FEB 2024	MAR 2024
<b>Philippines</b>	7.6	3.4	3.7
<b>Cordillera Administrative Region</b>	5.6	3.1	4.0
Abra	7.6	2.0	3.8
Apayao	9.5	6.9	4.9
Benguet**	4.7	3.5	4.7
Baguio City	4.3	2.7	3.6
Ifugao	4.8	6.5	6.8
Kalinga	7.6	1.0	2.7
Mt Province	8.3	0.3	1.4



PURCHASING POWER of the PESO <sup>6/</sup>	MAR 2023	FEB 2024	MAR 2024
<b>Philippines</b>	0.83	0.80	0.80
<b>Cordillera Administrative Region</b>	0.84	0.81	0.81
Abra	0.84	0.82	0.81
Apayao	0.2	0.78	-1.7
Benguet**	0.84	0.80	0.80
Baguio City	0.86	0.83	0.83
Ifugao	0.84	0.78	0.78
Kalinga	0.82	0.79	0.79
Mt Province	0.79	0.79	0.78



LITERACY <sup>7/</sup>	2008	2013	2019
<b>Philippines</b>			
Basic Literacy Rate	95.6	96.5	93.8
Functional Literacy Rate	86.4	90.3	91.6
<b>Cordillera Administrative Region</b>			
Basic Literacy Rate	94.8	94.9	94.0
Functional Literacy Rate	89.2	91.2	92.0

