

Date of Release: 29 March 2023

Control Number: 2023-1481-QS01

Table 1. Palay and Corn: Volume of Production in Metric tons by Ecosystem/Crop Type, Apayao Province, 2020-2022

Crops	2020	2021	2022
Palay	96,869.76	82,468.92	74,379.84
Irrigated Palay	75,738.54	64,076.28	57,858.11
Rainfed Palay	21,131.22	18,392.64	16,521.75
Corn	37,528.90	31,555.12	27,924.63
White Corn	333.90	85.12	45.38
Yellow Corn	37,195.00	31,470.00	27,879.25

Table 2. Palay and Corn: Area harvested in Hectares by Ecosystem/Crop Type, Apayao Province, 2020-2022


Crops	2020	2021	2022
Palay	26,011.46	25,029.20	23,384.85
Irrigated Palay	17,805.46	17,137.00	17,110.03
Rainfed Palay	8,206.00	7,892.20	6,274.82
Corn	8,112.00	7,115.00	7,367.42
White Corn	120.00	42.00	23.00
Yellow Corn	7,992.00	7,073.00	7,344.42

Table 3: Backyard Livestock Inventories by Animal Type, Apayao Province, January 1, 2020-2022

Backyard Livestock Animal Type	2020	2021	2022
Carabao	16,785	18,290	17,856
Cattle	3,355	3,694	3,575
Goat	3,600	3,852	4,830
Swine	32,500	37,050	10,198

I. Data source: Tables 1-3 (www.openstat.psa.gov.ph)

Noted by:


GEOFFREY B. CALIMUHAYAN
Chief Statistical Specialist

Date Released: 29 March 2023

Control Number: 2023-1481-QS02

Table 1. Annual Average Retail Prices of Agricultural Commodities of Livestock, Peso Per Kilogram, Apayao Province, 2020-2022

COMMODITY	2020	2021	2022
Fresh Beef, Meat with bones, 1 Kg	207.74	231.67	292.51
Fresh Beef, Pure meat, 1 Kg	255.04	286.72	329.44
Fresh Pork, Kasim, 1 Kg	211.06	233.24	277.07
Fresh Pork, Liempo, 1 Kg	191.54	218.61	276.52
Fresh Pork, Meat with bones, 1 Kg	189.48	213.28	270.96
Edible Offal, Liver, Pork, 1 Kg	194.79	220.00	258.83

Table 2. Annual Average Retail Prices of Agricultural Commodities of Fish, Peso Per Kilogram, Apayao Province, 2020-2022

FISH TYPE	2020	2021	2022
Fresh Fish, Catfish, Hito, Medium, 1 Kg	152.12	148.86	140.00
Fresh Fish, Tilapia, Medium, 1 Kg	147.43	141.36	142.08
Fresh Fish, Milkfish, Bangus, Medium, 1 Kg	169.20	175.47	180.81
Fresh Fish, Round Scad, Galunggong, Medium, 1 Kg	148.56	181.46	182.88
Fresh Shells, Tahong, 1 Kg	142.76	135.79	141.41

Table 3. Inflation Rate, Apayao Province, 2020-2022


MONTH	2020	2021	2022
January	2.0	3.3	1.9
February	1.9	3.6	2.1
March	1.3	4.0	3.0
April	1.5	4.0	5.2
May	1.1	4.1	6.9
June	1.0	4.0	8.4
July	0.7	4.9	7.7
August	0.7	5.2	7.9
September	0.8	5.3	8.0
October	3.8	2.4	8.5
November	3.1	2.0	10.3
December	3.1	1.6	10.5




Data Sources:

- a.) Tables 1-2: www.openstat.gov.ph
- b.) Table 3: PSA, Price Statistics Division

Noted by:


Geoffrey B. Calimuhayan
Chief Statistical Specialist


cbb/kmt