



From left: BSP-Director Rosabel B. Guerrero, Deputy Governor Diwa C. Guinigundo, PSA-CAR OIC Chief SOCD Aldrin Federico R. Bahit Jr., Director Villafe P. Alibuyog, BSP - Monetary Board Member Armando L. Suratos, Managing Director I luminada T. Sicat, BSP LURO Director Rogel Joseph D. Del Rosario.

## BSP cites PSA-CAR as Outstanding Partner for report on regional economic developments

The Bangko Sentral ng Pilipinas (BSP) recognized the Philippine Statistics Authority Regional Statistical Services Office - Cordiller Administrative Region (PSA RSSO-CAR) as one of its outstanding stakeholders in CAR for 2016. The PSA RSSO-CAR was chosen outstanding partner as source of information for the Report on Regional Economic Developments for the Philippines (REDP). Runners-up were NEDA-CAR and DOT-CAR.

The award recognizes institutions and agencies for consistently providing vital information to the BSP as input to the annual publication of the REDP. Villafe P. Alibuyog, Regional Director of PSA-CAR together with Mr. Aldrin Federico R. Bahit Jr., OIC-Chief of the Statistical Operations and Coordination Division (SOCD) received the trophy award from BSP Monetary Board Member Armando L. Suratos, Deputy Governor Diwa C. Guinigundo, Managing Director I luminada T. Sicat, Department of Economic Statistics Director Rosabel B. Guerrero and BSP La Union Director Rogel Joseph D. Del Rosario during the 2016 Awards Ceremony and Appreciation Lunch for Region I and CAR held on July 26, 2016 at the Convention Hall, BSP La Union Regional Office, San Fernando City, La Union. During this annual event, BSP extends formal recognition and appreciation of the support provided by its partners and stakeholders. - DDG

## PSA-CAR hosts regional dissemination forum on PSDP and SDG

PSA Cordillera hosted a Regional Dissemination Forum on the Philippine Statistical Development Program (PSDP) 2011-2017 Update and the Sustainable Development Goals (SDG) at the Baguio Country Club last August 8, 2016. The forum was



National Statistician Dr. Lisa Grace S. Bersales as keynote speaker PSDP and SDG

spearheaded by the National Statistician Civil Registrar General Lisa Grace S. Bersales and attended by the regional line agencies, CSOs, LGUs of Baguio City and Benguet, and media outfits.

The Philippine Statistical Development Program (PSDP) 2011-2017 Update was approved by the PSA Board on December 8, 2015 for adoption and implementation by concerned government agencies. *continued on page 2 ....*

## Cordillera economy grew by 3.7% in 2015

PSA-CAR reported a healthy and improved Cordillera economy with 3.7 percent GRDP growth for the year 2015, representing Php133.5 billion as compared to the previous year's (2014) Php128.68 billion total economic output.

This was presented by PSA-CAR's Regional Director Villafe Alibuyog during the news conference hosted by the PIA-Cordillera Regional Director Helen R. Tibaldo and K-Lite FM

Station Manager Mr. Johnny Dela Cruz on the 2015 Report on the Economic Performance of the Region held last July 28, 2016 at the Fortune Seafood Hongkong Hotel & Restaurant, Baguio City. The news conference was aired live at 10:00 o'clock in the morning via Sky Cable Community Channel 12 TV station.



"A gangsa (gong) is an indigenous musical instrument of the Igorots ("people of the mountain") of the Cordillera region. It is usually played during cultural celebrations, rituals and festivities. It is a cultural symbol of fellowship and unity among the Igorots."

The release of the 2015 report on the GRDP through the media was conducted simultaneous with all other regions in the country. The GRDP is a measure of the economy in terms of the performance of the three major industries namely, the Agriculture Hunting Forestry and Fishing (AHFF). *continued on page 2 ....*

PSA-CAR.... from page 1


The PSDP sets the medium term strategic directions, thrusts and priorities of the Philippine Statistical System (PSS) and ensures the provision of information to development plans and international commitments such as the Sustainable Development Goals (SDGs). The PSDP 2011-2017 Update presented by the Assistant National Statistician Candido J. Astrologo, Jr. highlighted an assessment of the statistical programs covering the periods 2011 to 2015 and the major statistical activities programmed for 2016 and 2017.

The reorganization of the Philippine Statistical System (PSS), the Philippine Development

Plan (PDP) 2010-2016 Midterm Update, and the Sustainable Development Goals (SDGs) 2016-2030 which was agreed upon by member countries during the 47th session of the United Nations Statistical Commission last March 11, 2016 necessitated the updating of the PSDP. The SDGs aims to fill the gap and expand the Millennium Development Goals (MDGs) that ended in 2015, to meet the increasingly emerging worldwide concerns. Subsequently, these developments suggest the importance of a more responsive and timely PSDP.

In making the PSDP responsive, the SDGs which consist of 17 goals, 169 targets and 230 indicators were considered in its updating and

formulation. The regions likewise play a vital role in achieving the SDGs. Thus, the development of a core regional indicators system for the Cordillera region as part of the regional statistical program to support the SDGs is of equal importance. A briefing on the formulation of the Regional Statistical Development and Core Regional Indicators were also tackled during the forum. - JRB



PSA-CAR Regional Director Villafe Alibuyog welcomes participants during the PSDP and SDG Regional Dissemination Forum.



PSA Staff with the participating agencies CSOs, LGUs of Baguio City and Benguet, media outfits and stakeholders during the PSDP and SDG Regional Dissemination Forum held at the Baguio Country Club.

News Conference.... from page 1

Industry, and Services. In CAR, the economic growth driver for 2015 was attributed to the acceleration on the region's Services and Industry. Industry contributed around Php67.4 billion while Services produced around Php53.4 billion contribution to the region's GRDP.

The news conference was graced by Atty. Lourdines Dela Cruz, Director III - PSA Legal Service who stressed President Rodrigo R. Duterte's 10 Point Socio-economic Agenda, and its determination to improve the country's economy with as much gusto as its campaign in combating corruption and illegal drugs in the country. He emphasized that the 2015 GRDP result is very much relevant for evidence-based decision making by all agencies, sectors and policy-makers in raising the economic condition of Filipino citizens.

NEDA-CAR Regional Director Milagros Rimando also presented during the news conference an analyses of the regional economy saying that the region fared well on



NEDA-CAR Regional Director Milagros A. Rimando presents an analysis of the regional economy during the 2015 GRDP News Conference.

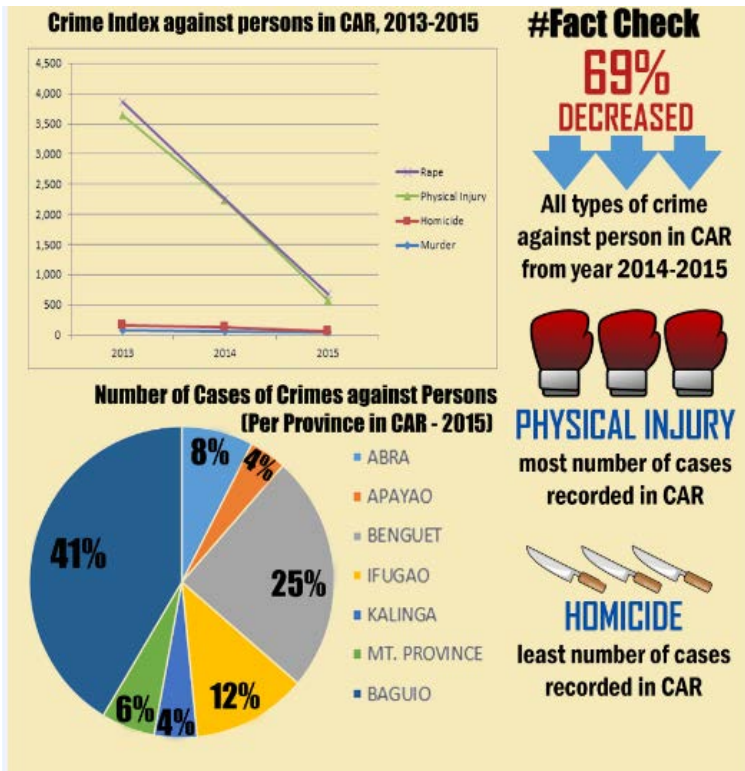
stakeholders, the private sector, the academe, and the media were also present to be apprised of the different industries' contribution to the economic growth of the region.

The Provincial Statistics Officer of Benguet Ms. Imelda Buyuccan concluded the news conference

most of the different industries. Members of the panel also include PSA-CAR SOCD OIC Chief Aldrin Federico R. Bahit, Jr., Regional Director Milagros A. Rimando of NEDA-CAR, Regional Director Lorenzo M. Caranguian of DA-CAR, Chief of DENR Planning Management Services Division Engr. Francis G. Basali, and DTI-CAR Legal Officer Atty. Sammy Gallardo. The regional agency

by expressing her appreciation to the regional line agencies and the private organizations for their contributions to the various industries that continuously boost the region's economy; and the media for being part of the news conference that is one of PSA's effective means of disseminating relevant statistical information to the public. - JRB

## PNP reports crime decreased in CAR in 2015



Kalinga with 3.9% and Apayao with 2.5%, respectively. The province with the highest rape incidence was in Ifugao which accounted to 32.1% of the total reported cases in the region. Benguet came second with 24.1% followed by Mountain Province with 12.5%, Baguio City with 11.6%, Abra with 9.8%, Apayao with 6.3%, and Kalinga with the least rape case with 3.6%.

The region registered crime against property of 1,175. Theft was the leading crime committed with 875 incidents. Robbery and carnapping came second and third with 261 and 38 recorded cases, respectively. The province of Apayao only registered 3 cases of crime against property. Cattle rustling had the least occurrence with only 1 case recorded in the province of Benguet.

About 76.4% of the total crime against property in the Cordillera was recorded in Baguio City. Theft was the most dominant case recorded in the city. Benguet came second at 16.9% followed by Mountain Province at 14%. While recorded crime against property were lower in Ifugao with 2%, Kalinga with 1.8%, Abra with 1.1%, and the least share was Apayao with only 0.3%.

The intensified program of the PNP Cordillera of its anti-criminality efforts in 2015 resulted to significant gains in law enforcement such that the regional crime index drastically cleared by 62.6 % or from 4,964 crimes committed in 2014 to 1,859 crimes in 2015.

The Philippine National Police (PNP) - Police Regional Office Cordillera (PROCOR) as the agency tasked to serve and protect people and property in the region, monitors and records crime incidence within its area of responsibility.

The 2015 population census data from the Philippine Statistics Authority shows that CAR's population is 1,722,006, with 4,974 PNP police force. The region has a police population ratio of 1:346, which means that there is one (1) Police Officer for every 346 persons in the region.

The police force monitors two types of crime which are crime against persons and crime against properties. Crime against persons includes murder, homicide, physical injury and rape; while crime against properties comprises robbery, theft, carnapping, and cattle rustling. PROCOR's crimes statistics report in CAR for year 2015 reveals that there were 684 recorded crimes against persons. Physical injury posted the highest number of crimes with 519 incidents distantly trailed by rape, murder and homicide with 112, 40 and 13 crime incidents, respectively. The highest crime incidence (283 reported crimes) was recorded in Baguio City, followed by the province of Benguet with 169 incidents. Meanwhile, Apayao had the least with 27 reported crimes in 2015.

On the case of murder, Benguet registered the highest percentage at 27.5 %, trailed by Abra at 25%. Kalinga incurred 15%, Apayao at 12.5%, Ifugao at 10%, Baguio City at 7.5% and Mt. Province with the least reported case at 2.5% of the total murder cases in the region.

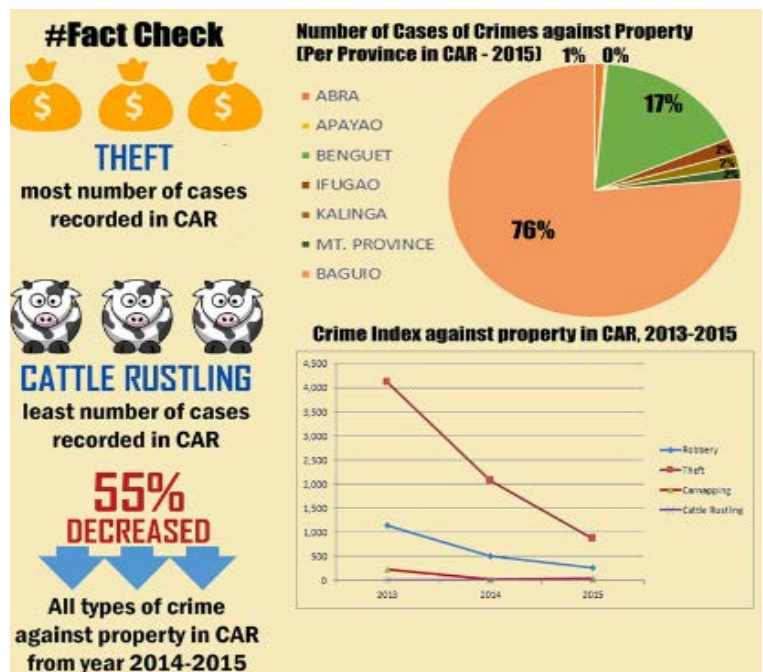
On homicide cases, Benguet registered the top share at 38.5%. Baguio City came second with 23.1% of the total cases followed by Apayao with 15.4% cases. Homicide incidence in the provinces of Abra, Kalinga and Ifugao coincidentally had the same at 7.7%. Meanwhile, there was no reported homicide case in Mountain Province during the calendar year.

On cases of physical injury, Baguio City had the highest share with 50.9%, followed by Benguet with 24.3% share of the total cases. The other provinces that registered minimal cases were Ifugao with 8.1%, Abra with 5.8%, Mountain Province with 4.6%,

In general, crimes decreased in all CAR areas. The province of Kalinga greatly declined by 90.4%, followed by Mountain Province with 79.5% decrease. The province of Abra came third with 77% decrease. The province of Benguet incurred a 70% decrease. Apayao decreased by 57%, while Ifugao and Baguio City decreased by 50% and 49.9%, respectively. The City of Baguio consistently have the highest crime incidence recorded during the reference year (2015).

Crime against persons consistently decreased from 2013 to 2015. Rape and physical injury cases decreased considerably, while homicide and murder slightly decreased for the past 3 years.

Crime against property in the region showed a declining trend from 2013 to 2015. Theft was the most prevalent crime among other crimes, however this has declined in the past 3 years. - WBM



## RSC welcomes NORLU CEDEC CEO Rafael Gayaso as private sector representative

The Regional Statistics Committee (RSC) during its 3rd Quarter Regular Meeting held last August 15, 2016 at the RDC Hall, welcomed the new member of the Committee in the person of Mr. Rafael Gayaso, the Chief Executive Officer of the Northern Luzon Federation of Cooperatives and Development Center (NORLU CEDEC). This came with the approval of RSC-CAR Resolution No.8 series of 2016 during the said meeting affirming Mr. Gayaso's membership to the RSC as private sector representative.

During the 1st Quarter RSC Meeting held last 21 March 2016, it was agreed that a private sector representative shall be invited to be a member of the Committee. Thus, during the 2nd Consultation with Civil Society Organizations (CSOs) conducted by NEDA-CAR last 27 July 2016, invitation to interested CSOs to be a private sector representative to the RSC-CAR was presented. Mr. Gayaso of NORLU CEDEC signified his interest to join the Committee. The Regional Statistics Committee as the highest policy-making body on statistical matters has the role to provide direction and guidance to the regional/local

statistical development activities, prescribe appropriate frameworks for the improvement of local level statistics and establish mechanisms for statistical coordination at the regional and LGU levels as mandated by PSA Board Resolution No.05 series of 2015. Article II of the said resolution also states that the RSC may modify its composition to provide flexibility in its operation. - JRB

## Abstracts on sustainable development by Cordillera writers accepted for 13th NCS

The 13th National Convention on Statistics (NCS) is considered as the biggest gathering of statisticians, data providers, users and stakeholders of statistics in the country will be held On October 3-4, 2016 at the Edsa Shangrila Hotel, Mandaluyong City. The opening day of the NCS also coincides with this year's opening ceremony of the 27th National Statistics Month (NSM) celebration. The convention is held every three years and aims to strengthen the cooperation of statisticians, data users and providers from government agencies, the academe and the private sector on statistical development. Further, it is a forum where statisticians, statistics users and producers can gain new ideas, share experiences in the field of statistics, and discuss

prevailing statistical development issues and challenges. This year's convention features various topics on Sustainable Development Goals (SDGs), where five of these papers were accepted from the region. The papers to be presented cover statistical theory and methodology, innovations and improving business processes, statistical applications in the private sector, economic progress, social development, biostatistics and bioinformatics, sustainability, environment and natural resources, and other multi-sectoral statistics.

The abstracts submitted from CAR which will be presented by their respective authors during the scientific sessions of the NCS include the following:

1. Indigenous Knowledge Systems and Practices (IKSPs) in the Teaching of Science. Author: Xylene Grail D. Kinomis, Education Program Specialist II, DepEd – CAR, Schools Division of Baguio City - Human Resource Development Section (HRDS)
2. Enhancing the Performance of Grade VI-C Pupils in Mathematics in Buyagan Elementary School Through the Use of Arts in Math (AIM). Author: Lorna Wallit, Teacher III, Buyagan Elementary School, La Trinidad, Benguet
3. A Snapshot of the Market Niche of the Panagbenga Festival Tourist.

*continued on page 5....*

The newsletter is prepared by the Statistical Operations and Coordination Division (SOCD) of PSA-CAR

### Editor-in-Chief

Aldrin Federico R. Bahit Jr., OIC-Chief

### Assistant Editor-in-Chief

Jezi R. Boado, IO

### Managing Editor

Camille Carla U. Beltran, SSS

### Staff/Contributors

Jocelyn O. Tayaban, SS II  
Betina Joy E. Villanueva, SS II  
Ma. Gina V. De Guzman, SS II  
Warren B. Mamanteo, SS II  
Aimee M. Cabay, AS  
Brozybroz Y. Mateo, AS  
Cherry D. Kiaw, AS  
Dennis D. Gundran, AS

### Layout Artists

Aimee M. Cabay, AS  
Winsky B. Salisa, ISA

### Adviser

Villafe P. Alibuyog  
Regional Director

Office address: 141 CTLL Bldg. Abanao Extension, Baguio City,  
Telephone No.: 443-7763  
Email: psacordillera@yahoo.com.ph/  
socd\_psacar@yahoo.com



From right: (front) PSA-CAR Regional Director Villafe P. Alibuyog, OIC Chief SOCD Aldrin Federico Bahit Jr, PSO-Benguet Imelda L. Buyuccan, (back) OIC Chief CRASD Adrian A. Cerezo, PSO-Apayao Geoffrey B. Calimuhayan, PSO-Abra Felixberto B. Perdido, PSO-Ifugao John D. Tungod - AFB

**Benguet is the Most Populated Province with 446,224**

(excluding Baguio City)  
Source: Philippine Statistics Authority

**Apayao is the Least Populated Province with 446,224**

Source: Philippine Statistics Authority

**Abstract.... from page 4**

Authors: Lee Majors M. Fajilan, Christine P. Manipon, and Gladys M. Navarro. Saint Louis University, Hotel and Tourism Management - Faculty of Business Economics, Baguio City,

4. Preservation of Tinguian Cultures in the Province of Abra. Author: Lorna B. SEPS – SMME, Llana, DepEd-CAR, Abra Schools Division.

5. How Vulnerable are the Vulnerables in the Cordillera Administrative Region? Author: Virginia L. Anceno, Senior Economic Development Specialist, NEDA-CAR - JRB

Department of Health – CAR, Director of Research and Development Center Rhoda Basco-Galangco of University of Baguio, University Statistician Danilo E. Azarcon, Jr. of the University of the Cordilleras, and Dr. Lorence M. Resurreccion, Department Head of Business Economics School of Accountancy and Business Management of Saint Louis University.

With the review of surveys and censuses to be conducted in the region by the RCTSD, the burden of respondents are minimized, cost of data collection reduced, respondents on the survey are informed and their cooperation are enjoined. The review covers several areas such as the need to conduct the inquiry, duplication, sampling design, forms content and table format, operational plans and the statistical outputs. - JRB

## The Philippine Statistical Act of 2013

(RA No.10625)

“An Act Reorganizing the Philippine Statistical System, Repealing for the Purpose Executive Order Number One Hundred Twenty-One, Entitled “Reorganizing and Strengthening the Philippine Statistical System and for Other Purposes” creates the Philippine Statistics Authority (PSA) that shall comprise the PSA Board and offices on sectoral statistics, censuses and technical coordination, civil registration and central support and field statistical services.

The PSA shall be constituted from among the existing personnel of the major statistical agencies engaged in primary data collection and compilation of secondary data, i.e., the National Statistics Office, the Technical Staff of the National Statistical Coordination Board, the Bureau of Agricultural Statistics, and the Bureau of Labor and Employment Statistics.

The PSA shall be headed by a National Statistician (NS) who shall be appointed by the President. The NS will be supported by three Deputy National Statisticians (DNS).

The data produced by the PSA shall be the official and controlling statistics of the government and the PSA will be characterized by Integrity, Independence and Professionalism. It shall serve as the central statistical authority of the Philippine government on primary data collection and administer civil registration functions in the country as provided for in Act No. 3753, otherwise known as the Civil Registry Law.

Source: <http://psacordillera.esy.es/footer%20links/au-links/au-act2013.html>

### Total CAR Population

increased by  
**105,139**  
from 2010-2015

source: Philippine Statistics Authority



## VISION

Solid responsive world-class authority on quality statistics and civil registration

## MISSION

Deliver relevant, reliable statistics and civil registration services for equitable development towards improved quality of life for all

## CORE VALUES

**S** Steadfast  
**T** Team Spirit  
**A** Adoptability  
**T** Transparency  
**I** Integrity  
**S** StewardShip  
**T** Trust in Almighty God  
**I** Independence  
**C** Competence  
**S** Service-Oriented

## CORPORATE PERSONALITY

**P** Professionalism  
**R** Responsive  
**I** Innovative  
**S** Strategic Thinker  
**M** Motivated

**1.90%** employed persons in CAR had no educational grade level

source: Philippine Statistics Authority



## SUCs and private academes invited to the Regional Technical Committee on Survey Design

The Cordillera Regional Statistics Committee during its 3rd Quarter Regular Meeting passed RSC-CAR Resolution No. 7 series of 2016, reconstituting the Regional Technical Committee on Survey Design (RTCSD) for CAR. RTCSD was first created through RSCC Resolution No. 4 series of 2004 to provide technical advice in the preparation and development of survey designs for government censuses and sample surveys to be conducted in the region. The creation of the committee is an initiative of the RSC-CAR in support of the requirements of R.A. 10625 or the Philippine Statistics Act of 2013 for PSA to establish a Statistical Survey Review and Clearance System (SSRCS) which aims to provide assistance and support to the statistical activities of government agencies, including the LGUs and the GOCCs. The committee is tasked to evaluate the conduct of statistical enquiry, survey, and activity, and ensure conformity with the standard definitions, concepts and classifications, and the reliability, comparability and accuracy of statistics generated.

The RCTSD members are composed of professionals in survey design and practitioners who will assist the PSA in the review, evaluation and clearance of government statistical surveys or censuses in the region. The Committee is chaired by PSA-CAR Regional Director Villafe Alibuyog. The members include Dr. Maria Azucena B. Lubrica of the Math, Physics & Statistics Department College of Arts & Sciences of Benguet State University, Prof. Rizavel Corsino-Addawe and Raymart S. Lagunero of the Department of Mathematics and Computer Science, College of Sciences, University of the Philippines Baguio, Statistician Valerie B. Baniwas of the

## Services and industry pull up Cordillera's economy



The economy of the Cordillera Administrative Region (CAR) further grew from 3.3 percent in 2014 to 3.7 percent in 2015 due to accelerated growth of the region's Services and Industry.

Industry accounted for half of the region's total output at 50.5 percent, followed by Services at 40.0 percent and Agriculture, Hunting, Forestry and Fishing (AHFF) at 9.5 percent. The percent share of Services to the total output of the region increased while the shares of Industry and AHFF decreased.

Industry grew at a faster pace from 2.6 percent in 2014 to 3.2 percent in 2015 due to the growth of Manufacturing and Construction. Manufacturing, still the biggest contributor, accelerated from 0.9 percent growth in 2014 to 4.4 percent in 2015. Construction also grew but on a slower pace from 8.3 percent to 1.9 percent. On the other hand, Electricity, Gas and Water Supply (EGWS) contracted from 4.6 percent to negative 8.7 percent while Mining and Quarrying (MAQ) reversed from 19.9 percent in 2014 to negative 4.0 percent in 2015.

Services accelerated from 5.1 percent in 2014 to 6.5 percent in 2015. The sub-industry of Other Services (OS) accelerated the fastest from 2.0 percent to 7.4 percent, followed by Transportation, Storage and Communication (TSC) from 4.6 percent to 7.0 percent and Real Estate, Renting and Business Activities (RERBA) from 6.8 percent to 7.0 percent. The rest of the sub-industries slowed down with Trade from 8.2 percent to 7.2 percent and Public Administration and

Defense (PAD) from 4.2 percent to 1.4 percent.

Meanwhile, AHFF contracted further from negative 0.3 percent in 2014 to negative 4.1 percent in 2015. The decline was due to the negative growth of the Agriculture and Forestry sub-industry which further contracted by 4.1 percent in 2015.



Services contributed most to the region's overall growth rate at 2.5 percentage points followed by Industry at 1.6 percentage points. AHFF pulled down CAR's growth rate by 0.4 percentage point. - AFRB



PSA-CAR Regional Director Villafe P. Alibuyog (center) reports the 2015 GRDP of CAR during the News Conference on the Economic Performance of Cordillera.

**Table 1. GROSS REGIONAL DOMESTIC PRODUCT BY INDUSTRIAL ORIGIN, CAR 2013-2015 AT CONSTANT 2000 PRICES**

Industry/Year	Levels (in Thousand Pesos)			Percent Distribution			Growth Rates	
	2013	2014	2015	2013	2014	2015	2013-2014	2014-2015
<b>I. Agriculture, Hunting, Forestry &amp; Fishing</b>	13,242,826	13,199,496	12,658,838	10.6	10.3	9.5	(0.3)	(4.1)
a. Agriculture and Forestry	13,033,934	12,958,611	12,451,406	10.5	10.1	9.3	(0.4)	(4.1)
b. Fishing	208,892	213,885	207,433	0.2	0.2	0.2	2.4	(3.0)
<b>II. Industry</b>	63,677,134	65,345,113	67,423,834	51.1	50.8	50.5	206	3.2
a. Mining and Quarrying	1,900,140	2,277,774	2,187,793	1.5	1.8	1.6	19.9	(4.0)
b. Manufacturing	50,694,322	51,161,625	53,401,058	40.7	39.8	40.0	0.9	4.4
c. Construction	8,372,955	9,071,790	9,247,557	6.7	7.0	6.9	8.3	1.9
d. Electricity, Gas and Water Supply	2,709,717	2,833,923	2,587,426	2.2	2.2	1.9	4.6	(8.7)
<b>III. Services</b>	47,710,584	50,138,921	53,402,515	38.3	39.0	40.0	5.1	6.5
a. Transportation, Storage & Communication	7,001,152	7,326,289	7,841,608	5.6	5.7	5.9	4.6	7.0
b. Trade and Repair of Motor Vehicles, Motorcycles, Personal and Household Goods	6,313,132	6,828,342	7,321,360	5.1	5.3	5.5	8.2	7.2
c. Financial Intermediation	4,624,934	4,931,832	5,229,423	3.7	3.8	3.9	6.6	6.0
d. Real Estate, Renting & Business Activities	12,158,960	12,985,365	13,891,406	9.8	10.1	10.4	6.8	7.0
e. Public Administration & Defense; Compulsory Social Security	4,480,033	4,699,771	4,734,143	3.6	3.6	3.5	4.2	1.4
f. Other Services	13,132,369	13,397,323	14,384,574	10.5	10.4	10.8	2.0	7.4
<b>GROSS DOMESTIC PRODUCT</b>	124,630,544	128,683,530	133,485,187	100.0	100.0	100.0	3.3	3.7

Source: Philippine Statistics Authority

# Civil Registration

## CRS Serbilis Center maintains client satisfaction feedback

The result of the 3rd Quarter 2016 Customer Satisfaction Survey (CSS) of the Census Serbilis Center Baguio City conducted last August 1-5, 2016 showed that 69.2 percent of the clients were at least satisfied with the services rendered to them. This had 3.2 and 5.8 percent increases from the two previous quarters, and of the same month of 2015 survey.

The 500 questionnaires were distributed and collected from the clients in the different service areas from 9:00 am to 11:00 am, 1:00 pm to 2:00 pm and 3:00 pm to 4:00 pm (100 respondents per day). The encoding and tabulation of the data were done using the Statistical Packages for Social Sciences (SPSS) software, while the generation of tables and graphs were done in MS Excel. The Procedures/Posters category got the highest satisfaction rate from clients at 90.4% followed by Employee category at 86.3%. The Area/Facilities category comes next at 76.8% rate while the Service category got the lowest at 73.3% with Prompt service (27.4%) affecting the result.

### QUEUING TIME: (POS to Releasing)

Clients who were served within the two hours target time increased at 82.8 % as compared to the 78.6 % of the previous quarter and a decrease as compared to the 91.8 % of the same month of 2015.

### PURPOSES FOR REQUESTING CIVIL REGISTRY DOCUMENTS:

On the purpose in securing civil registry documents, For Passport, School Requirements, and For Local Employment remained the top three reasons for the present and past surveys. For Other Purposes, top reasons specified by clients are Driver's License, Personal Copy, Legal Purpose and Postal I.D.

### AUTHENTICATION OF CIVIL REGISTRY DOCUMENTS:

A 0.8% were requested for Authentication of Civil Registry Documents for the survey round as compared to May 2016 at 1.7% and 0.5% for August 2015 survey.

### MOST REQUESTED CIVIL REGISTRY DOCUMENTS

Certificate of Live Birth (COLB) remained the most requested documents at 70.3% with a decrease of 3.2% and 4.7% from both May 2016 and August 2015 survey results. Certificate of Marriage (COM) followed at 18.5% with a decrease of 0.7% and an increase 4.0% respectively. Certificate of No Marriage (CENOMAR) comes next at 8.9% with an increase of 4.5% and 0.8% from both previous quarter of 2016 and the same month of 2015. Certificate of Death (COD) also increased at 0.1%. Table below shows the distribution of requested civil registry documents in percent.

**Distribution of Requested Civil Registry Documents**  
(In Percent)

Type of Document	August 2015	May 2016	August 2016
Birth	75	73.5	70.3
Marriage	14.5	19.2	18.5
Death	1.9	1.2	1.3
CENOMAR	8.1	4.4	8.9

Source: Philippine Statistics Authority

### CLIENTS PROFILE:

The number of female clients who availed of the services of the outlet decreased from 68.0% during the previous quarter to 63.8% to the current quarter. Most clients were in the 20-34 age brackets exhibiting the same trends like in the previous quarter and in the same survey month last year. As expected, 78.6% of the clients were from the Cordillera Administrative Region, 72.0% had College or Higher Education, and 66.4% were unemployed.

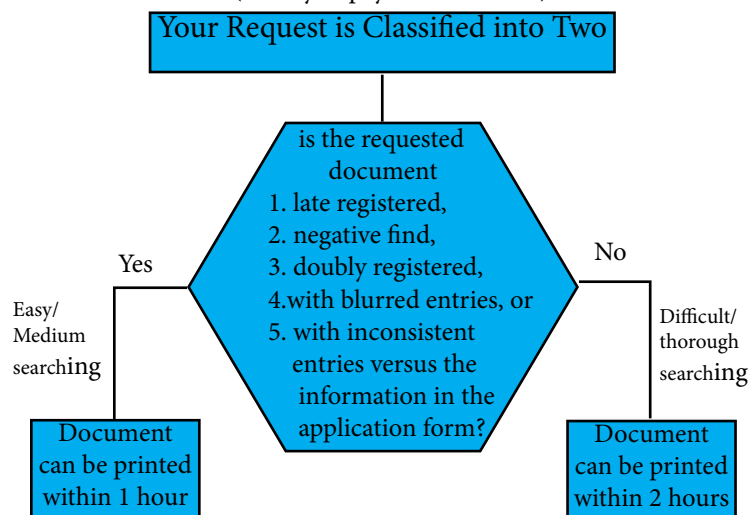
**Clients' Profile**

Demographic Profile	August 2015	May 2016	August 2016
<b>Sex</b>			
Male	34.2	32.0	36.2
Female	65.8	68.0	63.8
<b>Age Group</b>			
10-14	0.0	0.0	0.2
15-19	13.0	16.0	15.2
20-24	24.6	17.0	22.6
25-29	25.4	22.6	19.4
30-34	13.4	14.2	19.6
35-39	7.2	8.8	6.2
40-44	5.6	7.8	7.6
45-49	5.8	4.8	2.2
50-54	2.2	3.0	2.8
55-59	1.8	2.8	1.0
60 and above	1.0	3.0	3.2
<b>Education</b>			
Elementary	0.8	2.4	3.2
High School	18.8	32.2	24.8
College or Higher	80.4	65.4	72.0
<b>Work</b>			
Employed	37.0	41.2	33.6
Unemployed	63.0	58.8	66.4
<b>Residence</b>			
CAR	73.8	67.4	78.6
Outside CAR	26.2	32.6	21.4

Source : Philippine Statistics Authority

### How long do we process your Requests

(After you pay at the Cashier)



## CPI in CAR for August 2016 up by 1.2 index points

The Consumer Price Index (CPI) is the general measure of the change in the average retail prices of a market basket or collection of goods and services commonly purchased by the average Filipino household.

The Consumer Price Index of CAR in August 2016 was at 141.2. This is higher by 1.2 index points as compared to the 140.0 CPI of the same month in year 2015. In general, the CPI in all the CAR provinces increased reflecting the rise in the average prices of goods and services.

Among the provinces in the region, Mountain Province posted the highest CPI for August 2016 at 151.5, followed by Ifugao at 147.1 and Benguet at 141.9. The province of Apayao had the lowest CPI at 131.2. In terms of index point change, Ifugao had the highest increase at 4.6 while Benguet decreased by 0.7 index points.

**Consumer Price Index by Province, CAR:  
August 2015 and August 2016  
(2006=100)**

Province	August		Index Point Change
	2015	2016	
CAR	140.0	141.2	1.2
Abra	131.9	134.4	2.5
Apayao	130.0	131.2	1.2
Benguet	142.6	141.9	-0.7
Ifugao	142.5	147.1	4.6
Kalinga	134.7	138.2	3.5
Mountain Province	147.5	151.5	4.0

Source: Philippine Statistics Authority

Among the commodity groups, Alcoholic Beverages and Tobacco recorded the highest CPI in the region at 202.8. The province of Apayao incurred the highest among the CAR provinces at 220.2, followed by Abra and Kalinga at 213.3 and 209.6 index points, respectively.

Education came next at 161.8 index points. Among the CAR provinces, Mountain Province incurred the highest index for August 2016 at 233.9 points.

Food and Non-Alcoholic Beverages were at 154.4 index points with the province of Mountain Province experiencing the highest at 159.9, followed by Benguet at 159.0. Communication had the lowest CPI among the commodity groups in the region with 83.2, Abra incurred the highest index at 111.4; while Apayao had the lowest at 77.9 index points. Among the CAR provinces, Apayao consistently had the lowest CPI for all items.

By index point of change, Alcoholic Beverages and Tobacco recorded the highest increase, growing up by 14.8 points. Increases were also incurred for Clothing and Footwear by 3.6 points, Restaurant, Miscellaneous Goods and Services by 2.7 and Health by 2.1 index points.

The rest of the commodity groups reported a minimal annual increase in their index points. Meanwhile, Transport and Housing, Water, Electricity, Gas and Other Fuels decreased at 0.3 points and 0.1 points, respectively.

For August 2016, the increase of prices of goods and services in CAR remained at 0.9 percent. Ifugao posted the highest inflation rate at 3.2 percent, followed by Mountain Province at 2.7 percent, Kalinga at 2.6 percent, and Abra at 1.9 percent. Compared to August 2015, price rates increased in the provinces except for Mountain Province and Benguet.

By commodity, the year-on-year growth of the heavily-weighted Food and Non-Alcoholic Beverages index in the region slowed down to 0.7 percent as compared to 3.2 percent of the previous month. Inflation in Alcoholic Beverages & Tobacco is the highest in the region with 7.9 percent, followed by Clothing and Footwear with 2.8 percent. Furnishing, Household Equipment & Routine Maintenance of the House, Health, and Communication remained at 1.5, 1.6, and 0.2 percent, respectively. - AMC

### PSA-CAR acknowledges the contributors of the 27th Cordillera NSM Calendar of Activities October 2016

Regional Line Agencies/ RSC Members	PSA Provincial Offices
<ul style="list-style-type: none"> <li>BSP</li> <li>BGHMC</li> <li>CDA</li> <li>CHED</li> <li>CSC</li> <li>DBM</li> <li>DENR</li> <li>DepEd</li> <li>DOH</li> <li>DOT</li> <li>DOST</li> <li>DSWD</li> <li>DTI</li> <li>NEDA</li> <li>NNC</li> <li>NTC</li> <li>PDEA</li> <li>PROCOR</li> <li>TESDA</li> </ul>	<ul style="list-style-type: none"> <li>PSA- Abra</li> <li>PSA-Apayao</li> <li>PSA-Benguet</li> <li>PSA-Ifugao</li> <li>PSA-Mt. Province</li> <li>PSA Kalinga</li> </ul>
	LGUs
	<ul style="list-style-type: none"> <li>PPDO-Ifugao)</li> </ul>
	SUCs/Academe
	<ul style="list-style-type: none"> <li>BSU</li> <li>MPSPC</li> <li>SLU - PESO</li> </ul>
	DOH - Kapihan - Kapihan with SDG trivia DENR - Tree Planting

## 27<sup>th</sup> NATIONAL STATISTICS MONTH OCTOBER 2016



"Sustainable Development: Making Statistics Count"