



L-R: PROCOR Regional Director for Administration PBGen John C. Chua, PSA-CAR Regional Director Villafe P. Alibuyog and PSA-CAR Registration Officer IV Gerard A. Tolito

Photo credits: PROCOR website

PSA-CAR and PROCOR sign partnership on BREQS

The Philippine Statistics Authority-Cordillera Administrative Region (PSA-CAR) and the Police Regional Office Cordillera (PROCOR) formalized their collaboration through Memorandum of Agreement (MOA) signing on the Batch Request Query System (BREQS) last October 10, 2022 at the Masigasig Grandstand, Camp Major Bado Dangwa, La Trinidad, Benguet.

BREQS is an offline batch processing of applications for copies of civil registry documents such as birth, marriage and death certificates, and certificate of no marriage (CENOMAR) in Security Paper (SECPA). Applications are received by partner institutions that serve as BREQS outlets. It is a scheme where PSA authorizes a partner, this time PROCOR, to receive requests for PSA-issued copies and certifications of civil registry documents, and issue them to document owners.

The facility allows clients to request and receive copies of civil registry documents nearest or convenient to them, doing away with long travel time, and long queues at PSA Civil Registration Services (CRS) outlets. The scheme, in turn, eases the burden not just on the part of the clients, but also benefits the PSA in terms of crowd management.

The MOA signing formalized the agreement of the PSA-CAR and PROCOR to pursue a partnership in civil registry services sought by all citizens, and place the Philippine National Police (PNP) personnel in a more convenient position to avail civil registry services from the PSA through the BREQS.

The MOA was signed by PROCOR Regional Director for Administration PBGen John C. Chua, PSA-CAR Regional Director Villafe P. Alibuyog, and PSA-CAR Registration Officer IV Gerard A. Tolito.

The MOA signing was in time for the celebration of the 33rd National Statistics Month (NSM) on October 2022 with the theme, "Boosting the Country's Recovery with Informed Decisions, Better Policies." Director Alibuyog in her message highlighted the PSA's programs to promote the use of official statistics produced by the agency, and elevate the quality of statistical services to keep up with the public demand in support of inclusive socioeconomic development. She asked PROCOR for the continuous support, not just on statistical data and information, but also in other PSA mandates such as Civil Registration Services, Philippine Identification System, and the Community-Based Monitoring System (CBMS).

In this issue...

2 PSA trains field interviewers for Household Survey on Domestic Visitors

CAR kicks-off 33rd NSM celebration with IEC on PSA programs, statistics and use of social media

5 PSA releases the 2022 Regional Social & Economic Trends (RSET)

PSA concludes 33rd NSM with 2nd PSA Quiz Bee

PSA-CAR releases CAR WAM 2022 Statistical Handbook

7 PSA conducts workshop on Finalization of Non-Benchmark Estimates for PPA of Provinces and HUCs of 9 Pilot Regions in 2022

PSA-CAR conducts Regional Data Dissemination Forum on 2020 ASPBI results

9 UP Baguio wins 26th PSQ Cordillera regional finals
Baguio City grows by 9.9% in 2021; posts highest per capita GDP

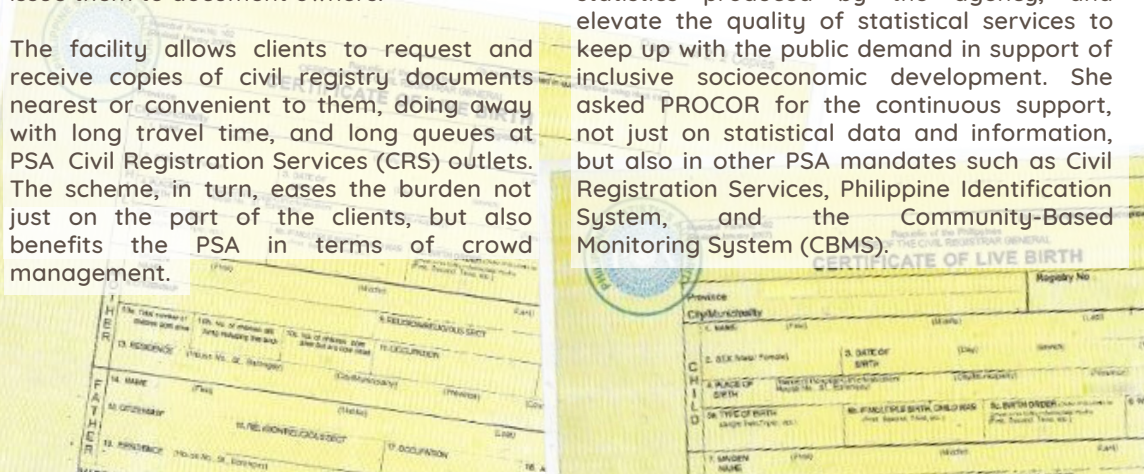
Cordillera representative wins 2nd PSA Quiz Bee

UP Baguio wins 2nd place in 26th PSQ National Finals

11 Infographics

QuickStat

12



GANGSA



A gangsa (gong) is an indigenous musical instrument of the Igorots ("people of the mountain") of the Cordillera region. It is usually played during cultural celebrations, rituals and festivities. It is a cultural symbol of fellowship and unity among the Igorots.

The quarterly newsletter is prepared by the Statistical Operations and Coordination Division (SOCD) of PSA- RSSO CAR

Editor-in-Chief

Aldrin Federico R. Bahit Jr., CSS

Assistant Editor-in-Chief

Rick Jason P. Aquino, IO I

Staff/Contributors

Warren B. Mamanteo, SupSS
 Ma. Gina V. De Guzman, SrSS
 Betina Joy V. Bermillo, SrSS
 Cherry K. Dionisio, SS II
 Brozybroz Y. Mateo, SS II
 Kay Angelika M. Castro, SS II
 Jezl R. Boado, SS II
 Osvaldo P. Cofolan, SA
 Nico L. Pagaduan, AS
 Lorie Ann M. Bucagan, AS
 Aeron Joe C. Bahug, COSW
 Jansenn Rexus F. Banaña, COSW
 Stephen Dale C. Estigoy, COSW
 Jonathan Jet G. Ruiz, COSW

Layout Artist

Reymarson P. Miclat, ISA I

Adviser

Villafe P. Alibuyog, Regional Director

3F CTLL Bldg. 141 Abanao Extension,
 Rizal Monument, Baguio City 2600

(074) 442-7449

rssocar@psa.gov.ph

rssocarcrasd@psa.gov.ph
 rssocarsocd@psa.gov.ph

rssocar.psa.gov.ph

/PSACordi

@PSACordi

DISCLAIMER: Some photos/graphics used in this publication were downloaded from the internet. This publication does not take ownership of the said photos/graphics.

PSA trains field interviewers for Household Survey on Domestic Visitors (HSDV)



Field interviewers and provincial focal persons learn about the survey operations of the Household Survey of Domestic Visitors (HSDV) by going through the field operation guidelines and manual for field interviewing during the Second Level Training held from 10-14 October 2022 in Baguio City.

The Philippine Statistics Authority-Cordillera Administrative Region (PSA-CAR) recently conducted the Second Level Training on the 2022 Household Survey on Domestic Visitors (HSDV) at Hotel Ritz Legarda in Baguio City last 10-14 October 2022.

HSDV is a nationwide collection of data on domestic and outbound tourism gathered from Filipino households, specifically on the profile and socio-economic characteristics of domestic travelers, and the details of their travels within and outside the country. It is a collaborative undertaking of the PSA and the Department of Tourism (DOT) to provide comprehensive information for policy-making and program development on domestic tourism.

Statistics generated from the HSDV serve as inputs to the Philippine Tourism Satellite Accounts (PTSA) and Philippine National Accounts. Data generated are also used in the preparation and monitoring of the implementation of the National Tourism Development Plan, among others. PSA-CAR Regional Director Villafe P. Alibuyog gave the welcome remarks where she emphasized the importance of the HSDV training.

The training started with the introduction of the survey and the subsequent discussions involve the duties and responsibilities of field personnel, conducting an interview, general concepts and operational definitions, accomplishing forms, and mock interview. The mock interview involved the use of Pen and Paper Interview (PAPI) and Computer Aided Personal Interview (CAPI). The last activity of the five-day training discussed the field operation guidelines. PSA-CAR Chief Statistical Specialist Aldrin Federico R. Bahit, Jr. formally closed the activity online via Zoom whereby reiterating the importance and the uses of the datasets generated by the survey.

The period of enumeration of the 2022 HSDV was from 17 October 2022 to 18 November 2022. For more information, visit our website at psa.gov.ph/hsdv.

CAR kicks-off 33rd NSM celebration with IEC on PSA programs, statistics and use of social media

**33rd NATIONAL
STATISTICS
MONTH**
October 2022



Organized by the PHILIPPINE STATISTICAL SYSTEM
Spearheaded by the PHILIPPINE STATISTICS AUTHORITY



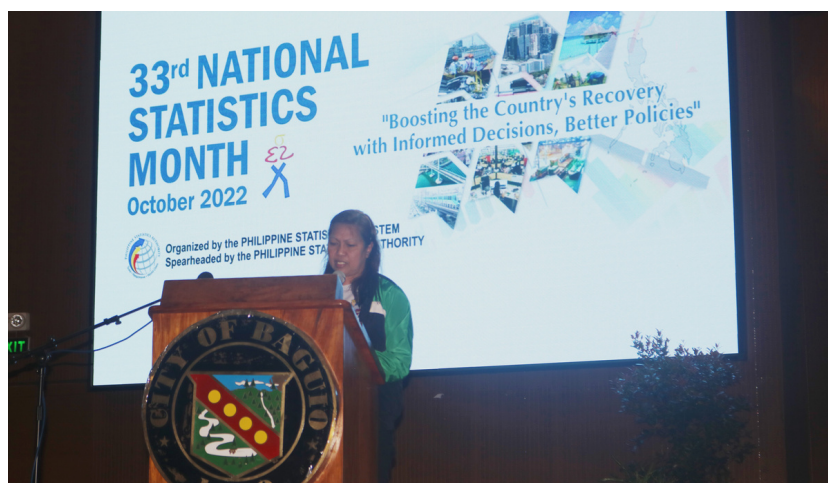
To start the month-long celebration of the 33rd National Statistics Month (NSM), Philippine Statistics Authority-Cordillera Administrative Region (PSA-CAR) conducted an Advocacy Program on the 33rd NSM for PSA-CAR Staff on 03 October 2022. The activity aimed to provide PSA-CAR employees, including the Provincial Statistics Offices (PSOs) and other employees (COSWs) with an overview of the annual celebration of the NSM. This was to also introduce the theme for 2022's celebration which was "Boosting the Country's Recovery with Informed Decisions, Better Policies." ...continue on page 4

Briefing of the 33rd NSM Celebration and the Regional Calendar of Activities

Presidential Proclamation No. 647 issued on 20 September 1990 by then President Corazon C. Aquino declared the month of October of every year as the National Statistics Month (NSM) in recognition of the vital role of statistics in policy formulation, planning and decision-making in the government as well as in the private sector.

The annual observance of the NSM aims to: a) to promote, enhance and instill the nationwide awareness and appreciation of the importance and value of statistics to the different sectors of the society; and b) to elicit the cooperation and support of the general public in upgrading the quality and standards of statistics in the country.

Part of the program was the appreciation of the various statistics and dissemination of results of statistical activities that the PSA is undertaking such as surveys and censuses, and the updates on the implementation of the PhilSys. The various activities lined-up for the whole month of October by PSA-CAR and the Provincial Statistics Offices (PSOs) were also presented to get the active support of the whole PSA-CAR organization in the NSM celebration for the whole month of October 2022. The activity was participated face-to-face by about 50 staff and the PSO Staff thru online video conferencing.



Senior Statistical Specialist Ma. Gina V. De Guzman delivers the opening remarks on behalf of PSA-CAR Regional Director Villafe P. Alibuyog during the Regional Launching /Opening Program of the 33rd National Statistics Month at the Baguio Convention Center on 07 October 2022.

Presentation of 2021 Full Year Official Poverty Statistics of CAR

The dissemination of the 2021 Full Year Official Poverty Statistics of the Cordillera Administrative Region (CAR) was one of the highlights of the 33rd NSM Opening Program last 07 October 2022 at the Baguio Convention and Cultural Center. PSA-CAR Information Officer Rick Jason P. Aquino presented and moderated the discussion. He began with the discussion on the Family Income and Expenditure Survey (FIES) and its timeframe of data collection for the first and second semester of 2021. After the data source, he proceeded to present the poverty incidence among families and among population, subsistence incidence among families and among population, their magnitude, the cluster of CAR provinces, and the poverty and food thresholds.

The presentation included national and regional data comparisons, and regional and provincial comparisons for the years 2015, 2018, and 2021. The poverty incidences among families and among population in CAR were observed to be lower than the national poverty incidences among families and population. In 2021, there were 4 out of 6 provinces in the region belonging in cluster 5, namely; Benguet, Apayao, Kalinga, and Ifugao. ...continue on page 4

Continued from Page 3, CAR kicks-off 33rd NSM...

The legal basis of the National Statistics Month (NSM) celebration and the theme of the NSM were the starting point of the discussions. The compiled and consolidated regional NSM activities that comprised the Regional NSM Calendar was presented.

The number and types of scheduled activities submitted by the various regional line agencies (RLAs), local government units (LGUs), higher education institutions (HEIs), and the private organizations for the month-long celebration were enumerated, including the proposed Regional Statistics Committee-Cordillera Administrative Region (RSC-CAR)-led NSM Activities. The 32nd NSM Celebration accomplishment report was also presented and served as a reference for other NSM activities that could be adopted.

The PSOs were reminded to hang the NSM streamers in their respective areas/offices and post the digital poster and streamer on their social media accounts.

Social Media Content Strategy

The lecture on Social Media Content Strategy was delivered by Ms. Bei Larrem Bouvier A. Sab-it, Administrative Assistant I of the Office of the Regional Director. The lecture was one of the activities lined up in celebration of the 33rd NSM and was held at PSA-CAR Conference Hall last 07 October 2022.



The lecture started with a video presentation on social media and its benefits. This was followed by an introduction to digital marketing, beginning with the definition and followed by the importance of it. The enumerated importance included the objective to expand sales and audience, and also to cut marketing costs.

She introduced Social Media Marketing (SMM), defined as the use of social media platforms to interact with customers to build brands, increase sales, and drive website traffic. Ms. Sab-it emphasized that one of the advantages of using social media is that there is no need to go out and inquire or disseminate information, all thanks to the internet, our computers, and gadgets. She discussed that the consumption of digital services remained strong more than a year after the pandemic. The top three (3) drivers in using digital services were discussed. These drivers were (1) continued adoption, (2) deeper usage, and (3) new life.

Infographics were also presented for an overview of daily time spent with media, device and internet usage, and overview of internet use. The data were all presented comparing percentage use of the Philippines versus other countries. The terms marketing objectives, digital objectives, and touchpoint objectives were defined. Digital content types were also discussed: text content, audio content, image content, and interactive content.

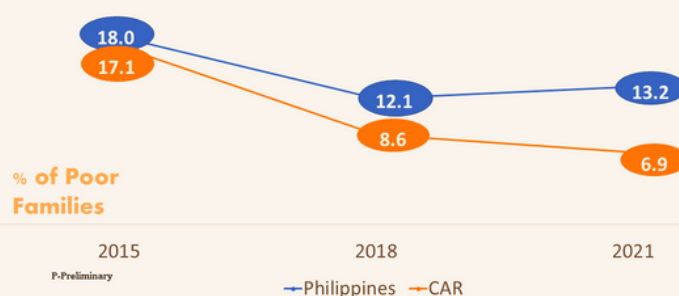


Infographics Display at the Baguio City Hall Lobby and at the Baguio Convention Cultural Center from 07-26 October 2022

Continued from Page 3, Presentation of the 2021 Full Year Official Poverty...

Among the provinces in CAR, the monthly average poverty threshold for a family of five was observed to be highest in Mountain Province with PhP12,943.00 in 2021. On the other hand, Kalinga registered the lowest monthly average poverty threshold for a family of five with PhP10,603.00 for the same period. Similar to the poverty threshold, Mountain Province posted the highest food threshold among the provinces in CAR with PhP 9,072.00 average food threshold for a family of five in a month in 2021. Apayao was estimated to have the lowest monthly average food threshold with PhP7,476.00 for a family of five in 2021.

Poverty Incidence among Families (in percent), Philippines and CAR: 2015, 2018, 2021P



PSA releases the 2022 Regional Social & Economic Trends (RSET)



The RSET-CAR, now on its 23rd edition, has proven to be very useful for planning and decision-making, and for setting policies towards effective governance and improved service delivery at the local level.

The Philippine Statistics Authority (PSA), through its Regional Statistical Services Offices (RSSOs), continues to update and publish local level statistics designed to address the varied statistical needs of planners and policy-makers at the subnational level. The RSET, a compendium of local-level statistics, presents annual time series data on various sectors of the region and its component provinces, cities, and municipalities. It also contains data that are disaggregated in different dimensions and includes a glossary of terms of official concepts and definitions for statistical purposes.

The 2022 Edition of RSET-CAR includes a summary table of the Sustainable Development Goals (SDG) indicators and Core Regional Indicators System (CORE-IS) available in this publication. The 2030 Agenda for Sustainable Development and its 17 Sustainable Development Goals (SDGs) adopted by world leaders in 2015 embody a roadmap for progress that is sustainable and to leave no one behind. The CORE-IS consists of priority indicators that generate statistics vital towards achieving the local development goals.

Update on Philippine Identification System (PhilSys)

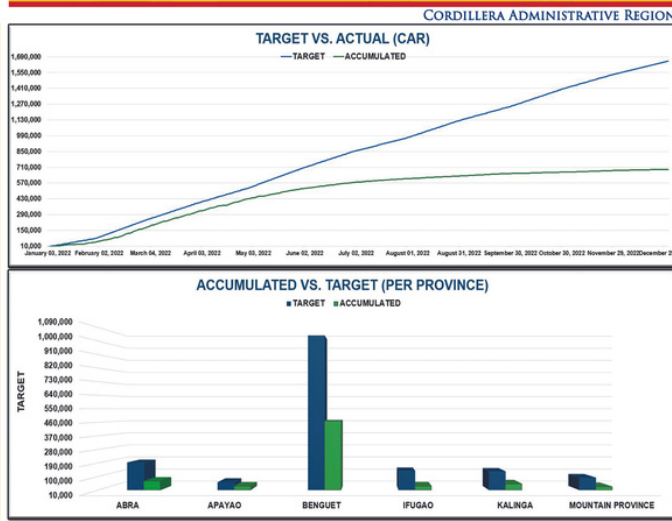
As of 28 December 2022, there were 688,810 registrants in CAR. The total registrants from 2021 to 28 September 2022 were 1,149,110 individuals.

As for the PhilID, there were 65,777 ID cards delivered including Return to Sender (RTS). Bangko Sentral ng Pilipinas (BSP) was able to produce 6 percent of the ID cards. PSA maintains the PhilID Tracking, where it involves encoding of the 29-digit tracking number to be able to track the progress of the ID. Included in the tracking system are the link and the QR code that would help check on the progress of the ID process.

PHILSYS STEP 2 REGISTRATION ACCOMPLISHMENT

JANUARY - DECEMBER 2022

	Target 2022	Registered Registrants
REGION: CAR	1,649,709	688,824
PROVINCES:		
ABRA	191,880	68,585
APAYAO	60,760	34,674
BENGUET	1,036,379	469,608
IFUGAO	136,710	35,349
KALINGA	132,840	49,643
MOUNTAIN PROVINCE	91,140	30,965



PSA also introduced the ePhilID. This is a digital ID given to registrants while waiting for the physical ID. The digital PhilID will have the same features and functionality like that of a physical ID.

PSA concludes 33rd NSM with 2nd PSA Quiz Bee



L-R: PSA-CAR SOCD Chief Aldrin Federico R. Bahit, Jr., BSP-NLRO Regional Director Atty Noel Neil Q. Malimban, Blessie M. Cesario of DA-CAR (Champion), Han B. Bonoy of BSU (2nd Place), Kathleen D. Loste of NEDA-CAR (3rd Place), PSA-CAR Regional Director Villafe P. Alibuyog

Ms. Blessie M. Cesario of the Department of Agriculture-Cordillera Administrative Region (DA-CAR) topped the 2nd Regional PSA Quiz Bee with a total score of 48 points, besting other member-representatives of the Regional Statistics Committee-Cordillera Administrative Region (RSC-CAR). The quiz bee was part of the closing program of the 33rd National Statistics Month (NSM) conducted by PSA-CAR last 27 October 2022 at the Fortune Hongkong Seafood Hotel and Restaurant in Baguio City.



Nine representatives from different regional line agencies (RLAs) competed in the said event. PSA employees and relatives within the fourth degree of affinity and consanguinity were excluded to participate in the contest. The Quiz Bee consisted of three rounds: easy, average, and difficult, equivalent to one point, two points, and three points, respectively. ...continue on page 7




Technical Work Group (TWG) on Environment Statistics conducts a workshop

The Technical Working Group (TWG) on Environment Statistics conducted a workshop last 29 November 2022 at The Plaza Lodge Hotel, South Drive, Baguio City. The workshop tackled the preliminary estimates of timber resources, both for stock and monetary accounts covering the years 2019 to 2021. For mineral resources, gold and copper reserves were discussed to validate the preliminary stock accounts for these mineral resources of the region. For solid waste accounts, data on daily waste generation were presented and discussed. The data availability for Cordillera's energy accounts was the last agenda of the workshop.

PSA-CAR extends its utmost appreciation to the members of the TWG on Environment Statistics for the data they provided and, more importantly, for their technical expertise. PSA-CAR will continue with collaborative efforts in building the region's databank of environment statistics to support the preparation, monitoring and implementation of environmental programs and the Sustainable Development Goals (SDG).

PSA-CAR releases CAR WAM 2022 Statistical Handbook



PSA-CAR released the Women and Women (WAM) in the Cordillera Administrative Region: 2022 Statistical Handbook last 27 December 2022. The 2022 Statistical Handbook presents the latest available gender statistics on the different priority sectors in the region through tables and figures with brief analyses. Data disaggregated to provinces and key cities are also provided whenever possible. ...continue on page 7

Continued from Page 6, PSA concludes the 33rd NSM...

Each round consisted of ten questions. The questions for the three rounds were about the latest dissemination forums of PSA-CAR on poverty statistics, Consumer Price Index (CPI) and PSA products and services. Topics such as inflation, poverty statistics and Philippine Identification System (PhilSys) were asked.

The second place was Ms. Kathleen D. Loste of the National Economic and Development Authority (NEDA) and third place was Mr. Han B. Bonoy of Benguet State University (BSU) garnering total scores of 36 points and 32 points, respectively. Ms. Blessie M. Cesario represented CAR in the National PSA Quiz Bee and won the 2nd PSA Quiz Bee National Finals held at Century Park Hotel, Malate, Manila last 07 December 2022.

The first, second, and third placers received Certificates of Awards, PSA advocacy items and other prizes. All other participants also received PSA advocacy items as tokens of appreciation for their participation to the second edition of the PSA Quiz Bee.

Continued from Page 6, PSA-CAR releases the CAR WAM...

The said publication comprises population, labor and employment, agriculture, education, vital events, health and family planning, social welfare and development, public life, migration, violence against women, and public order, safety, and justice. The publication hopes to contribute to the efforts in furthering gender mainstreaming and in fulfilling the various international gender-related commitments of our country. PSA-CAR extends its utmost gratitude to the continuous support of data source agencies. Appreciation is also given to the clients who continue to patronize and recognize this publication as an essential tool for evidence-based decision-making for gender-related development in CAR.

PSA conducts Workshop on Finalization of Non-Benchmark Estimates for PPA of Provinces and HUCs of 9 Pilot Regions in 2022



PPA is a mechanism to compile the Gross Domestic Product (GDP) using production approach and other economic accounts at the subregional level. It measures the growth rate of a province or region and determines the industries that are growing, declining or slowing. PPA began in 2021 with three pilot regions: MIMAROPA, Central Visayas, and Northern Mindanao. This year, six new pilot regions have been added: Cordillera Administrative Region (CAR), Eastern Visayas, Western Visayas, Davao Region, CALABARZON, and SOCCSKSARGEN. The workshop included the deliberation on initial PPA non-benchmark estimates by industry, consolidation of PPA estimates by region, and

PPA presentation of initial non-benchmark estimates by region. The said activity was attended by PPA Regional Project Staffs and Industry Specialists. The estimates of the 2018-2021 Provincial Product Accounts of the six provinces of the Cordillera and the City of Baguio were disseminated last December 2022. The PSA would like to ask its partners and data providers for the continued support and cooperation in sustaining data provision for a more timely, accurate, and relevant economic accounts at the subregional level. For more information, visit our website at <https://psa.gov.ph/ppa>.



PSA-CAR conducts Regional Data Dissemination Forum on 2020 ASPBI Results



PSA-CAR conducted the dissemination forum for the 2020 Annual Survey of Philippine Business and Industry (ASPBI) results last 10 November 2022 at The Plaza Lodge Baguio, South Drive, Baguio City. The ASPBI is one of the designated statistical activities of PSA that collects essential statistics for economic planning and analysis. It is specifically designed to collect and gather information on the levels, structure, performance and trends of economic activities of the formal sector of the country's economy.

PSA-CAR Chief Statistical Specialist Aldrin Federico R. Bahit, Jr. presented the 2020 ASPBI results where he emphasized that the survey results will be used to estimate national and regional economic accounts of the Philippines, to develop and monitor plans/policies for achieving national and regional economic goals, to determine and compare regional economic structures and performances, and to

analyze the performances of micro, small, and medium enterprises (MSMEs).

One of the highlights of the said event was the recognition of the ASPBI Top Respondents where Abra Diocesan Teachers and Employees Cooperative, Isnag Builders and Development Corporation, Lamut Grassroots Savings and Development Cooperative, Kalinga-Apayao Electric Cooperative, Inc., Mountain Province Electric Cooperative, La Trinidad Water District, King's College of the Philippines, Philex Mining Corporation, Adriste Philippines Inc., Benguet Electric Cooperative, and the Baguio Water District were awarded with plaques of recognition. Baguio Water District was also recognized by the PSA as a National Awardee for Water Supply, Sewerage, Waste Management, and Remediation Activities, and Philex Mining Corporation for Mining and Quarrying.



Accounting Processor Nadine B. Guiniling
(La Trinidad Water District)




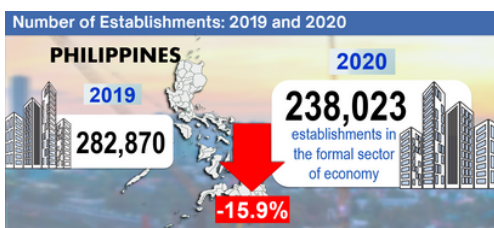
Accounting Staff Jessica Tanasa
(Adriste Philippines Inc.)



Vice President for Administration
Clyde Abellanosa
(Kings College of the Philippines)



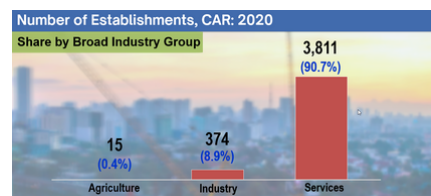
Clerk Processor Angelie Mae G. de Lemios
(Baguio Water District)



Number of Establishments, CAR: 2020

Top 3 Highest Sectors

	Sector	Number of Establishments	Share to Total (%)
1	Wholesale and Retail Trade; Repair of Motor Vehicles and Motorcycles	1,493	35.5
2	Accommodation and Food Service Activities	696	16.6
3	Financial and Insurance Activities	646	15.4





UP Baguio wins 26th PSQ Cordillera regional finals

The regional finals of the 26th Philippine Statistics Quiz (PSQ) was held at Himnasyo Amianan, University of the Philippines Baguio, Governor Pack Road, Baguio City last 14 November 2022. The PSQ is a national annual contest designed to assess the statistical knowledge of freshmen enrolled in colleges and universities across the country's 17 regions.

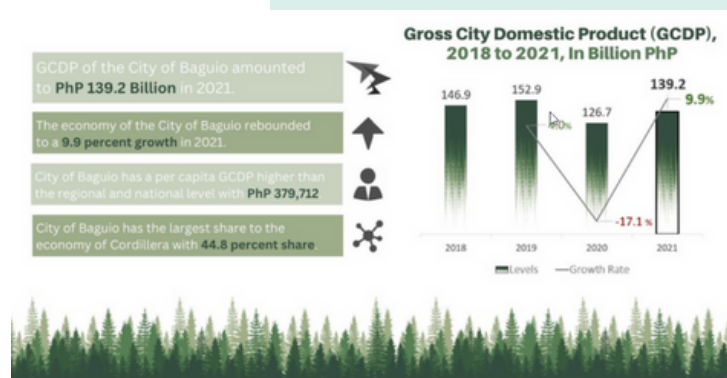
Twenty-two contestants from eleven Higher Educations Institutions (HEIs) in CAR competed in the said event. The PSQ consisted of three rounds equivalent to one point for each question answered correctly in the first two rounds, and two points for each correct answer in the third round. Each round consisted ten questions. However, only the contestants with cumulative scores of at least 10 points for the first two rounds were qualified to proceed to the third and final round. The questions for the three rounds were mostly statistical computations.

Accumulating the final scores of 32 points, 26 points, and 22 points, the two contestants from the University of the Philippines Baguio bagged the championship as well as the second place, while University of the Cordilleras won 3rd place. The names of the winners and their coaches were as follows: Champion: Charles Dwight M. Pelaez Coach: University of the Philippines Baguio 2nd Place: Joshua Abiezer Y. Marayag Coach: University of the Philippines Baguio 3rd Place: Zhyrel Shan G. Bangnan Coach: University of the Cordilleras.

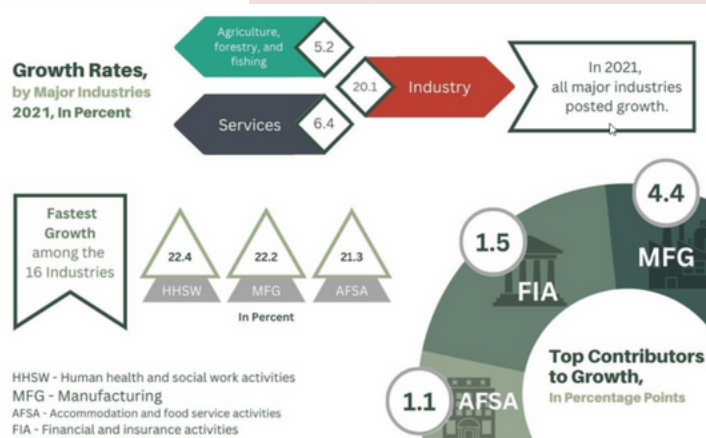
Mr. Charles Dwight M. Pelaez represented the region during the 26th PSQ National Finals held at Century Park Hotel, Malate, Manila last 06 December 2022 and won second place.

Baguio City grows by 9.9% in 2021; posts highest per capita GDP

Baguio's economy posted a growth of 9.9 percent in 2021, a rebound from a -17.1 percent decline in the previous year. In 2021, the Gross City Domestic Product (GCDP) of Baguio increased to PhP139.2 billion from the 2020 level of PhP126.7 billion. In terms of the distribution of major industries to the GCDP of Baguio, Services dominated with 71.7 percent. Industry followed with 27.7 percent, while Agriculture, forestry, and fishing had the least share of 0.6 percent.



Among the 16 production industries, Manufacturing had the largest share of the GCDP of the city with 22.2 percent. This was followed by Wholesale and retail trade; repair of motor vehicles and motorcycles with 16.6 percent, and Financial and insurance activities with 14.4 percent. The per capita GDP of the city was recorded at PhP379,712 in 2021, which was 9.0 percent higher than the PhP347,286 level recorded in 2020. In addition, it was 122.8 percent higher than the per capita GDP of the Cordillera Administrative Region estimated at PhP170,398 in 2021.



Only Baguio City recorded a per capita GDP higher than the region and among the seven local economies of CAR. Also, Baguio City posted the highest per capita GDP among the 46 provinces and 13 highly urbanized cities (HUCs) piloted in 2022. For full report, statistical tables, and visuals on the PPA releases, visit our website at rssocar.psa.gov.ph or visit the PSA Regional Office.

Cordillera representative wins 2nd PSA Quiz Bee



L-R: Chieko Elemento of NEDA-MIMAROPA (3rd Place), Blessie M. Cesario of DA-CAR (Champion), and Leonard Allan F. Almero of UP Los Baños (2nd Place)

The 2nd PSA Quiz Bee National Finals was held at Century Park Hotel, Malate, Manila last 07 December 2022. The contestants were the regional champions who are representatives from member-agencies of the Regional Statistics Committees (RSC) excluding PSA employees and relatives within the fourth degree of affinity and consanguinity.

The PSA Quiz Bee consisted of three rounds: easy, average, and difficult, equivalent to one point, two points, and three points, respectively. Each round consisted of ten questions. Accumulating the final scores of 43 points, 42 points, and 40 points, our representative from the region bagged the championship title, followed by Region IV-A (CALABARZON) in second in second place, and Region



IV-B (MIMAROPA) in third. The names of the winners were: Blessie M. Cesario of the Department of Agriculture-CAR (Champion); Leonard Allan F. Almero of the University of the Philippines Los Baños-CALABARZON (2nd Place); and Chieko Elemento of the National Economic and Development Authority-MIMAROPA (3rd Place).



UP Baguio wins 2nd place in 26th PSQ National Finals



L-R : Prof. Rizavel C. Addawe (coach), Charles Dwight M. Pelaez (contestant)

The Philippine Statistics Authority (PSA) and the Philippine Statistical Association, Inc. (PSAI) conducted the 26th Philippine Statistics Quiz (PSQ) National Finals at Century Park Hotel, Malate, Manila last 06 December 2022. The PSQ is a national annual contest designed to assess the statistical knowledge of freshmen enrolled in colleges and universities across the country's 17 regions.



The PSQ National Championship consisted of three rounds equivalent to one point for each question answered correctly in the first two rounds, and two points for each correct answer in the third round. Each round consisted ten questions. The questions for the three rounds were mostly statistical computations.

The contestants from the National Capital Region (NCR) bagged the championship title, Cordillera Administrative Region (CAR) in second place, and Central Visayas in third.

The names of the winners and their coaches were: Patricia Angelica P. Tan of Ateneo de Manila University (Champion) with Coach Christian Paul O. Chan Shio; Charles Dwight M. Pelaez of University of the Philippines Baguio (2nd Place) with Coach Rizavel C. Addawe; Adolben I. Malabago, Jr. of Cebu Technological University - Main (3rd Place) with Coach Julius D. Selle.

The winners and their coaches received plaques, certificates, cash prizes and tokens.

Infographics



Key Employment Indicators 2020

LABOR FORCE PARTICIPATION RATE

61.4%

(752 THOUSAND)
OR THOSE
ECONOMICALLY
ACTIVE POPULATION
IN 2020

73.0% (460 thousand)
labor force participation rate
among men in 2020

49.0%
LFPR among female.

89.5% (261 thousand)
employment
rate among
female.

89.6%
(673 THOUSAND)
RECORDED IN 2020

89.6% (412 thousand)
employment rate
among male.

UNEMPLOYMENT RATE

10.4%

Unemployment rate
was higher among men
than women.

UNDEREMPLOYMENT RATE

14.5%

98 thousand employed
in CAR in 2020 express
their desire to have
additional hours of work
or have a new job with
longer hours of work.

Sources: Labor Force Survey (LFS)

Reference No: SOCD 2022-25

Key Employment Indicators 2021

64.1% (802 thousand)
labor force participation rate recorded
in 2021 or those economically active
population in 2021.

LFPR was higher
among men (74.2%),
than women (53.3%).

Employment rate was
estimated at

94.2% (755 thousand)
in the region in 2021.

5.8%
(47 thousand)
are unemployed in
2021.

17.8% (134 thousand)
are underemployed
in 2021.

More men (19.4%) were
underemployed than
women (15.4%).

Sources: Labor Force Survey (LFS)

Reference No: SOCD 2022-26

QuickStat

December 2022

INDICATOR

REFERENCE PERIOD and DATA

LABOR and EMPLOYMENT ^{8/}	OCT 2021	JULY 2022	OCT 2022
Philippines			
Working Age Population ('000)	75,567	76,639	76,925
Labor Force Participation Rate (%)	62.6	65.2	64.2
Employment Rate (%)	92.6	94.8	95.5
Unemployment Rate (%)	7.4	5.2	4.5
Cordillera Administrative Region			
Working Age Population ('000)	1,253	1,271	1,267
Labor Force Participation Rate (%)	64.2	68.8	64.7
Employment Rate (%)	94.9	95.8	97.0
Unemployment Rate (%)	5.1	4.2	3.0
AGRICULTURAL STATISTICS: CROPS PRODUCTION in CAR (MT) ^{9/}	Q3 2021	Q2 2022	Q3 2022
Palay	67,440	109,106	58,272
Corn	47,471	51,189	47,241
Cabbage	7,162	19,290	7,145
Chinese Cabbage	5,175	3,453	5,445
Broccoli	74	535	105
White Potato	9,074	13,186	8,885
Carrots	4,052	8,094	3,609
Coconut	135	371	130
FISHERY PRODUCTION in CAR (MT) ^{10/}	Q3 2021	Q2 2022	Q3 2022
Municipal Inland	224	104	159
Aquaculture	693	848	...
LIVESTOCK and POULTRY PRODUCTION in CAR (MT) ^{11/}	Q3 2021	Q2 2022	Q3 2022
Carabao	580	444	515
Cattle	1,064	707	1,018
Goat	211	214	231
Hog	6,101	4,245	5,556
Chicken	1,382	1,547	1,443
Duck	149	145	147
Chicken eggs	1,206	1,387	1,155

INDICATOR

REFERENCE PERIOD and DATA

AVERAGE FARM PRICES (PHP/Kg) ^{12/}	OCT 2021	SEP 2022	OCT 2022
Palay	16.82	17.48	17.66
Corn	15.43	17.16	17.54
Cabbage	24.43	23.53	24.30
Chinese Cabbage	10.37	7.54	21.40
Broccoli	45.62	40.68	46.89
White Potato	40.17	30.89	43.95
Carrots	31.39	58.56	59.11
Coconut, matured	8.24	7.53	6.79
Carabao (backyard)	165.88	165.00	..
Cattle (backyard)	175.36	199.02	..
Goat (backyard)	190.31	173.54	..
Hog (backyard)	187.35	238.24	..
Native Chicken (backyard)	248.38	222.88	..
Duck (backyard)	228.02	217.67	..
RICE HOUSEHOLD STOCKS (MT) ^{13/}	NOV 2021	OCT 2022	NOV 2022
Philippines	1,332,370	1,172,680	1,491,320
Cordillera Administrative Region	31,319	39,134	47,059
Abra	6,619	5,115	14,099
Apayao	5,908	9,341	11,100
Benguet*	7,965	10,630	8,319
Ifugao	1,356	2,719	2,996
Kalinga	4,577	6,193	5,738
Mt. Province	4,894	5,136	4,806

Legend:

- 1/ - Source: 2000, 2010 and 2015 Census of Population and Housing
 2/ - Based on Population Growth Rate 2000-2015, 2000-2010 & 2010-2015
 3/ - Source: 2010 Census-Based National, Regional and Provincial Population Projections
 4/ - Based on PSA Poverty Official Statistics
 5/ - Based on PSA Vital Statistics Report, 2020 preliminary data
 6/ - Based on Monthly CPI Result
 7/ - Source: Functional Literacy, Education, and Mass Media Survey
 8/ - Source: Labor Force Survey
 9/ - Source: Crop Production Surveys
 10/ - Source: Fishery Surveys
 11/ - Source: Livestock and Poultry Production Survey
 12/ - Source: Farm Prices Survey
 13/ - Palay and Corn Stocks Survey
 * - Benguet including Baguio City
 ** - Benguet excluding Baguio City
 *** - Revised based on the CPI (2012) and adoption of the 2015 PopCen result
 .. - no data available
 P - preliminary data

For inquiries:



Philippine Statistics Authority
Regional Statistical Services Office
Cordillera Administrative Region
 CRTL Bldg., Abanao Extension, Rizal Monument Area
 2600 Baguio City, Philippines

Tel. No. (074) 422-7449
 Telefax No. (074) 422-7449
 E-mail address: socd_psacar@yahoo.com
 URL: www.rssocar.psa.gov.ph



For Technical Inquiries:
rssocar socd@psa.gov.ph



Visit us at:
rssocar.psa.gov.ph



Like us on Facebook:
 /PSACordi



Follow us on Twitter:
 @PSACordi

