

# LIVESTOCK AND POULTRY SITUATION IN KALINGA

2023-2024




Reference No.: 25CAR32-240

Date Release: 17 February 2025

## LIVESTOCK INVENTORY, (As of 01 January 2023 and 2024)

### CARABAO

2023	2024
2,776	2,706



In 2024, the total Carabao population was estimated at **2,706 heads**, showing a **2.5 percent decrease** compared to the 2,776 heads recorded during the same period the previous year.

In 2024, the total Cattle population was estimated at **2,606 heads**, showing a **0.9 percent increase** compared to the 2,581 heads recorded during the same period the previous year.


### CATTLE

2023	2024
2,581	2,606



### GOAT

2023	2024
3,902	3,824




In 2024, the total Goat population was estimated at **3,824 heads**, showing a **1.9 percent decrease** compared to the 3,902 heads recorded during the same period the previous year.

In 2024, the total Swine population was estimated at **9,566 heads**, showing a **2.0 percent decrease** compared to the 9,766 heads recorded during the same period the previous year.

### SWINE


2023	2024
9,766	9,566



## POULTRY INVENTORY, (As of 01 January 2023 and 2024)

### CHICKEN

2023	2024
191,203	199,381




In 2024, the total Chicken population was estimated at **199,381 birds**, showing a **4.2 percent increase** compared to the 191,203 birds recorded during the same period the previous year.

In 2024, the total Duck population was estimated at **14,028 birds**, showing a **3.7 percent increase** compared to the 13,519 heads recorded during the same period the previous year.

### DUCK

2023	2024
13,519	14,028



\*Inventory refers to the actual number of animals (in head/bird) present in the farm as of a specific reference date regardless of ownership

\*Details may not add up due to rounding

Visit Us at:

GLIMZ Bldg., Purok 4, Bulanao, Tabuk City, Kalinga

PSA Kalinga

@PSAKalinga

kalinga@psa.gov.ph

