



As of February 2022

Goals/ Targets/Indicators	Baseline		Current		Target		Agency	Prob	
	Data	Year	Data	Year	Data	Year			
<b>Goal 13:</b> <b>Take urgent action to combat climate change and its impacts</b>									
<b>Target 13.1</b> Strengthen resilience and adaptive capacity to climate-related hazards and natural disasters in all countries									
13.1.1	Number of deaths, missing persons and directly affected persons attributed to disasters per 100,000 population								
	13.1.1.1 Number of deaths attributed to disasters								
	CAR	48	2015	2	2017	Affected persons – decreasing trend	2030	OCD	🟢
	Abra	1	2015	0	2017	Affected persons – decreasing trend	2030	OCD	🟢
	Apayao	0	2015	0	2017	Affected persons – decreasing trend	2030	OCD	🟢
	Benguet	39	2015	2	2017	Affected persons – decreasing trend	2030	OCD	🟢
	Ifugao	3	2015	0	2017	Affected persons – decreasing trend	2030	OCD	🟢
	Kalinga	1	2015	0	2017	Affected persons – decreasing trend	2030	OCD	🟢
	Mt. Province	4	2015	0	2017	Affected persons – decreasing trend	2030	OCD	🟢
	13.1.1.2 Number of missing persons attributed to disasters								
	CAR	8	2015	0	2017	Affected persons – decreasing trend	2030	OCD	🟢
	Abra	1	2015	0	2017	Affected persons – decreasing trend	2030	OCD	🟢
	Apayao	1	2015	0	2017	Affected persons – decreasing trend	2030	OCD	🟢
	Benguet	0	2015	0	2017	Affected persons – decreasing trend	2030	OCD	🟢
	Ifugao	0	2015	0	2017	Affected persons – decreasing trend	2030	OCD	🟢
	Kalinga	6	2015	0	2017	Affected persons – decreasing trend	2030	OCD	🟢
	Mt. Province	0	2015	0	2017	Affected persons – decreasing trend	2030	OCD	🟢
	13.1.1.3 Number of directly affected persons attributed to disasters								
	CAR	20,707	2015	1,793	2017	Affected persons – decreasing trend	2030	OCD	🟢
	Abra	7,666	2015	133	2017	Affected persons – decreasing trend	2030	OCD	🔴
	Apayao	1,313	2015	1,321	2017	Affected persons – decreasing trend	2030	OCD	🟢
	Benguet	8,060	2015	168	2017	Affected persons – decreasing trend	2030	OCD	🟢
	Ifugao	2,602	2015	19	2017	Affected persons – decreasing trend	2030	OCD	🟢
	Kalinga	315	2015	10	2017	Affected persons – decreasing trend	2030	OCD	🟢
	Mt. Province	751	2015	142	2017	Affected persons – decreasing trend	2030	OCD	🟢

13.1.3 Proportion of local governments that adopt and implement local disaster risk reduction strategies in line with national disaster risk reduction strategies

13.1.3	Percentage of local governments that adopt and implement local disaster risk reduction strategies in line with national disaster risk reduction strategies					100	2030	
13.1.3.s	Number of local government units with submitted local disaster risk reduction plan							
1	CAR	79	2017	79	2017	-		OCD
	Abra	27	2017	27	2017	-		OCD
	Apayao	8	2017	8	2017	-		OCD
	Benguet	14	2017	14	2017	-		OCD
	Ifugao	11	2017	11	2017	-		OCD
	Kalinga	8	2017	8	2017	-		OCD
	Mt. Province	11	2017	11	2017	-		OCD
13.1.3.s	No. of evacuation centers established							DILG/ OCD
2								
13.1.3.s	Improve LGU Resiliency Index (CMCI)							DTI
3								
13.1.3.s	Budget utilization of local DRRM fund							DILG
4								




Note:

Target Data  
font color National Target  
font color Regional Target

Source:

OCD Office of the Civil Defense

Legend:

- High  high probability, target is likely to be attained
- Medium  medium probability, target may or may not be attained
- Low  low probability, target is not attained