




<div>  <div> REPUBLIC OF THE PHILIPPINES PHILIPPINE STATISTICS AUTHORITY Cordillera Administrative Region </div>  </div>						
Based on submissions as of December 2024						
<div>  <div> GOAL 16. PROMOTE PEACEFUL AND INCLUSIVE SOCIETIES FOR SUSTAINABLE DEVELOPMENT, PROVIDE ACCESS TO JUSTICE FOR ALL, AND BUILD EFFECTIVE, ACCOUNTABLE AND INCLUSIVE INSTITUTIONS AT ALL LEVELS </div> </div>						
Goals/Targets/Indicators ¹	Baseline ²	Latest	Target	Paces of Progress	Remarks	Data Source Agency
target 16.1 Significantly reduce all forms of violence and related death rates everywhere						
16.1.1 Number of victims of intentional homicide (murder) per 100,000 population	10.3 2016	2.8 2022	Annual reduction of 5% in the proportion to population 2030		National Target	Administrative data, PNP Population Projection, PSA
16.1.1 Number of victims of intentional homicide by sex	3.0 2016	1.0 2021	Annual reduction of 1% in the proportion to population 2030		National Target	CIRA S, PNP
Male	0.3 2016	0.1 2021	2.4 2030		Regional Target	PROCOR
Female	2.7 2016	0.9 2021	0.2 2030		Regional Target	PROCOR
Unspecified			2.2 2030		Regional Target	PROCOR
16.1.2 Number of murder cases	10.8 2016	5.0 2021	Annual reduction of 1% in the proportion to population 2030		National Target	CIRA S, PNP
Male	10.1 2016	0.6 2021	8.3 2030			PROCOR
Female	0.7 2016	4.4 2021	0.6 2030			PROCOR
Unspecified			178.6 2030			PROCOR
16.1.s1 Number of murder cases	65.0 2020	49.0 2021	2030		No Target	Administrative data, PNP
16.1.s2 Average index crime rate	2.8 2020	1.4 2024	5.4 2030		National Target	Administrative data, PNP
16.1.4.p1 Proportion of families that feel safe walking alone around the area they live at night	86.4 2019	95.9 2022	2% increase from the previous year 2030		National Target	APIS, PSA
target 16.2 End abuse, exploitation, trafficking, and all forms of violence against and torture of children						
16.2.1 Proportion of children aged 1-14 years who experienced any physical punishment and/or psychological aggression by caregivers in the past month	60.5 2022	60.5 2022	- 2030		No Target	NDHS, PSA
16.3.1 Crime Solution Efficiency	57.4 2016	77.0 2021	2030		No Target	PROCOR
16.3.2 Crime Clearance Efficiency	66.6 2016	94.0 2021	2030		No Target	PROCOR
16.3.3 Unsentenced detainees as proportion of overall prison pop'n	2016	2021	2030		No Target	
16.3.4 Rate of conviction, acquittal and dismissal of cases	2016	2021	2030		No Target	
16.3.5 Rate of application for probation and parole granted by courts	2016	2021	2030		No Target	
16.3.6 Proportion of jail inmates over the standard prison density	2016	2021	2030		No Target	
16.3.7 No. of volunteer probation aide engaged on therapeutic community program	2016	2021	2030		No Target	
target 16.5 Substantially reduce corruption and bribery in all their forms						
16.5.1 Percentage of persons who had at least one contact with a public official and who paid a bribe to a public official, or were asked for a bribe by those public officials during the previous 12 months			1 2030		National Target	
target 16.6 Develop effective, accountable and transparent institutions at all levels						
16.6.1 Primary government expenditures as a proportion of original approved budget, by sector (or by budget codes or similar)						
target 16.7 Ensure responsive, inclusive, participatory and representative decision-making at all levels						
16.7.1 Proportions of positions (by sex, age, persons with disabilities and population groups) in public institutions (national and local legislatures, public service, and judiciary) compared to national distributions						
target 16.9 By 2030, provide legal identity for all, including birth registration						
16.9.1 Proportion of children under 5 years of age whose births have been registered with a civil authority	91.2 2000	74.5 2021	100.0 2030		National Target	Vital Statistics Report, PSA Population Projections, PSA
The SDG Watch is compiled by the Philippine Statistics Authority as the official repository of SDG indicators in the Philippines per PSA Board Resolution No. 09 Series of 2017 . More statistical information on the Philippine SDGs can be accessed at http://psa.gov.ph/sdg .						

- NOTES:**
- 1/ The list of indicators were updated based on the approved PSA Board Resolution No. 2, series of 2023, "Approving and Adopting the Refined List of the Philippine SDG Indicators" and PSA Board Resolution No. 10, series of 2023 "Approval and Adoption of the Amendments on the Refined List of the Philippine SDG Indicators".
- 2/ The change of the baseline year to 2015 was based on the recommendation of the UNESCAP to account the accomplishment from MDG, as well as starting point of SDG. Further, this is to be comparable to other countries which mostly adopted 2015 as the baseline year.

ACRONYMS:

APIS Annual Poverty Indicators Survey
CIRAS Crime Information Reporting and Analysis System
NDHS National Demographic and Health Survey
PNP Philippine National Police
PROCOR Police Regional Office Cordillera
PSA Philippine Statistics Authority

LEGEND:

On Track
Needs Acceleration
Regressing