

## MONTHLY REPORT OF DISBURSEMENTS For the month of January 2024

Department : National Economic and Development Authority (NEDA)  
 Agency/Entity : Philippine Statistics Authority  
 Operating Unit : Regional Statistical Services Office - CAR  
 Organization Code (UACS) : 24 008 0300014  
 Fund Cluster : 01 - Regular Agency Fund

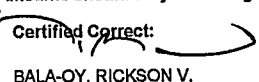
Particulars	Current Year Budget					Prior Year's Budget										SUB-TOTAL	Trust Liabilities				Grand Total					Remarks	
	PS	MOOE	Fin Ex	CO	TOTAL	Prior Year's Accounts Payable					Current Year's						PS	MO	CO	TA	PS	MOOE	Fin Ex	CO	TOTAL		
						PS	MOOE	Ex	CO	Su	PS	MO	Fin Ex	CO	Su												TA
						7	8	9	10	11	12	13	14	15	16												17
1	2	3	4	5	6=(2+3+4+5)	7	8	9	10	11	12	13	14	15	16	17	18	19	20	21	22	23	24	25	26	27=(23+24+25+26)	28
CASH DISBURSEMENTS	9,039,448.26	6,298,722.64	-	-	15,338,170.90	-	-	0	0	0	0	0	0	0	0	0	0	15,338,170.90	-	0	-	-	9,039,448.26	6,298,722.64	-	-	15,338,170.90
Notice of Cash Allocation (NCA)	9,039,448.26	6,298,722.64	-	-	15,338,170.90	-	-	0	0	0	0	0	0	0	0	0	0	15,338,170.90	-	0	-	-	9,039,448.26	6,298,722.64	-	-	15,338,170.90
MDS Checks Issued	0.00	66,121.10	-	-	66,121.10	-	-	0	0	0	0	0	0	0	0	0	0	66,121.10	-	0	-	-	0.00	66,121.10	-	-	66,121.10
Advice to Debit Account	4,519,724.13	3,083,240.22	-	-	7,602,964.35	-	-	0	0	0	0	0	0	0	0	0	0	7,602,964.35	-	0	-	-	4,519,724.13	3,083,240.22	-	-	7,602,964.35
<b>TOTAL CASH DISBURSEMENTS</b>	<b>9,039,448.26</b>	<b>6,298,722.64</b>	<b>-</b>	<b>-</b>	<b>15,338,170.90</b>	<b>-</b>	<b>-</b>	<b>0</b>	<b>0</b>	<b>0</b>	<b>0</b>	<b>0</b>	<b>0</b>	<b>0</b>	<b>0</b>	<b>0</b>	<b>0</b>	<b>15,338,170.90</b>	<b>-</b>	<b>0</b>	<b>-</b>	<b>-</b>	<b>9,039,448.26</b>	<b>6,298,722.64</b>	<b>-</b>	<b>-</b>	<b>15,338,170.90</b>
NON-CASH DISBURSEMENTS	547,123.20	2,530,027.52	-	-	3,077,150.72	-	-	0	0	0	0	0	0	0	0	0	0	3,077,150.72	-	0	-	-	547,123.20	2,530,027.52	-	-	3,077,150.72
Tax Remittance Advices Issued (TRA)	273,561.60	1,265,013.76	-	-	1,538,575.36	-	-	0	0	0	0	0	0	0	0	0	0	1,538,575.36	-	0	-	-	273,561.60	1,265,013.76	-	-	1,538,575.36
<b>TOTAL NON-CASH</b>	<b>547,123.20</b>	<b>2,530,027.52</b>	<b>-</b>	<b>-</b>	<b>3,077,150.72</b>	<b>-</b>	<b>-</b>	<b>0</b>	<b>0</b>	<b>0</b>	<b>0</b>	<b>0</b>	<b>0</b>	<b>0</b>	<b>0</b>	<b>0</b>	<b>0</b>	<b>3,077,150.72</b>	<b>-</b>	<b>0</b>	<b>-</b>	<b>-</b>	<b>547,123.20</b>	<b>2,530,027.52</b>	<b>-</b>	<b>-</b>	<b>3,077,150.72</b>
<b>GRAND TOTAL</b>	<b>9,586,571.46</b>	<b>8,828,750.16</b>	<b>-</b>	<b>-</b>	<b>18,415,321.62</b>	<b>-</b>	<b>-</b>	<b>0</b>	<b>0</b>	<b>0</b>	<b>0</b>	<b>0</b>	<b>0</b>	<b>0</b>	<b>0</b>	<b>0</b>	<b>0</b>	<b>18,415,321.62</b>	<b>-</b>	<b>0</b>	<b>-</b>	<b>-</b>	<b>9,586,571.46</b>	<b>8,828,750.16</b>	<b>-</b>	<b>-</b>	<b>18,415,321.62</b>

**SUMMARY**


Particulars (1)	Previou (2)	This Month (3)	As at Date (4)
Total Disbursement Authorities Received	0.00	18,098,774.36	18,098,774.36
NCA	0.00	7,410,000.00	7,410,000.00
NTA	0.00	9,150,199.00	9,150,199.00
TRA	0.00	1,538,575.36	1,538,575.36
Total Disbursement Authorities Available	0.00	18,098,774.36	18,098,774.36
Less:	0.00	0.00	0.00
Disbursements	0.00	9,207,660.81	9,207,660.81
Balance of Disbursement Authorities as at date	0.00	8,891,113.55	8,891,113.55
Total Disbursements Program	0.00	18,098,774.36	18,098,774.36
Less: *Actual Disbursements	0.00	9,207,660.81	9,207,660.81
(Over)/Under spending	0.00	8,891,113.55	8,891,113.55

Notes: \* The use of NTA is discouraged  
 Notes: \*\* Amounts should tally with the grand total disbursemnt (column 27).


Certified Correct:

  
 BALA-OY, RICKSON V.  
 REGIONAL ACCOUNTANT  
 Date: 01-05-2024

Recommending Approval:

  
 YABES, JUANITO Y.  
 OIC - CHIEF ADMIN OFFICER  
 Date:

Approved:

  
 ALIBUYOG, VILLAFE P.  
 REGIONAL DIRECTOR  
 Date: