



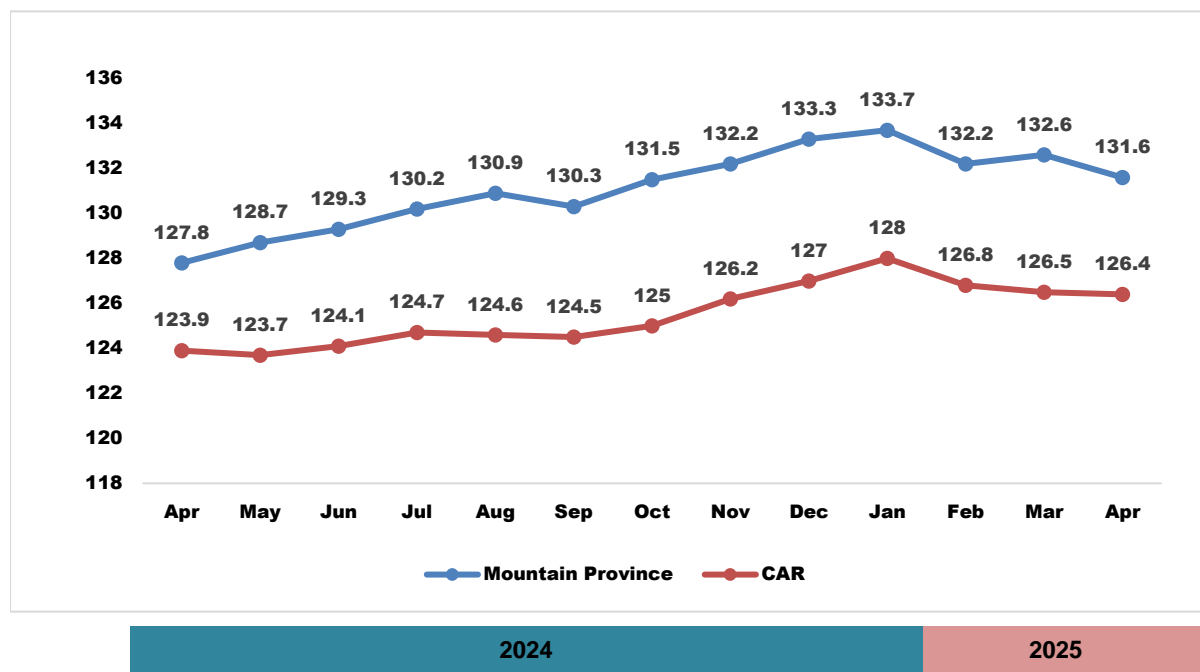
CPI SPECIAL RELEASE

Consumer Price Index (CPI) in Mountain Province: April 2025

Date of Release: 07 May 2025

Reference No.: 25CAR44-426

Figure 1: Consumer Price Index, All Items: Mountain Province and Cordillera Administrative Region, April 2024 - April 2025
(2018 = 100)



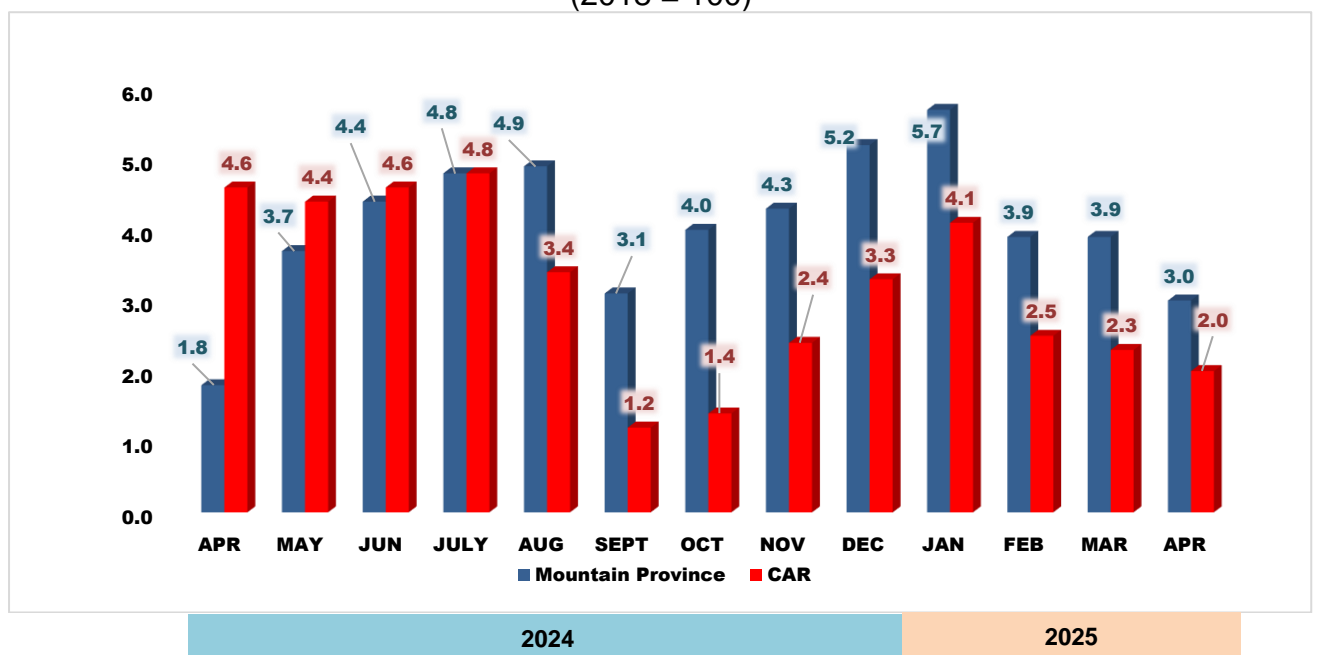
Consumer Price Index in Mountain Province decreased to 131.6 percent

The Consumer Price Index for all items in Mountain Province was recorded at 131.6 index points this April 2025. It decreased by 1 index point from the previous month's record at 132.6 index points.

On a year-on-year basis, the CPI increased by 3.8 percentage points during the month from 127.8 percent in April 2024. The CPI in Mountain Province consistently remains above the Cordillera Administrative Region's record settling at 126.4 percentage points.

The CPI of 131.6 percent in April 2025 means that using the year 2018 as the base year, there was an increase of 31.6 index points on the average retail prices of a fixed basket of goods and services commonly purchased by households in the province (Figure 1).

Figure 2: Inflation Rates in Mountain Province and Cordillera Administrative Region, All Items, April 2024 – April 2025
 (2018 = 100)



Inflation Rate in Mountain Province decreased to 3.0 percent

The inflation rate in Mountain Province decreased to 3.0 percent in April 2025 from 3.9 percent in March 2025 representing a decrease of 0.9 percentage points. In April 2024, the inflation rate was lower at 1.8 percent. The inflation rate of the province is higher compared to the overall inflation rate of the Region at 2.0 percent.

Food and Non-alcoholic Beverages is the main contributory to the downward trend of the April 2025 Inflation Rate

The main contributory to the downward trend of the inflation rate based on weight of commodities was primarily due to the deflation of Food and Non-alcoholic Beverages which decreased to 3.8 percent from its 2.0 percent inflation rate in March 2025.



Additionally, a decrease in the inflation rates was noted in the following commodity groups during the month:

- a. Transport; -1.6 percent;
- b. Information and Communication; -0.1 percent; and
- c. Restaurant and Accommodation Services; 3.8 percent.

In contrast the commodities, Alcoholic Beverages and Tobacco; Housing, Water, Electricity, Gas and Other fuels; Furnishings, Household Equipment and Routine Maintenance; Health; Recreation, Sport and Culture and Personal Care and Miscellaneous Goods and Services recorded an increase in their inflation rates at 5.2, 8.8, 0.9, 4.6, 0.6, and 3.1 percent in that order.

Meanwhile, inflation rates of the commodities Clothing and Footwear; Education Services and Financial Services remained at 0.9, 0.0, and 0.0 percent respectively when compared to their previous month's data (Table 1).

Table 1: Inflation Rate for All Income Households by Commodity Group,
Mountain Province: March 2025 – April 2025
(2018 = 100)

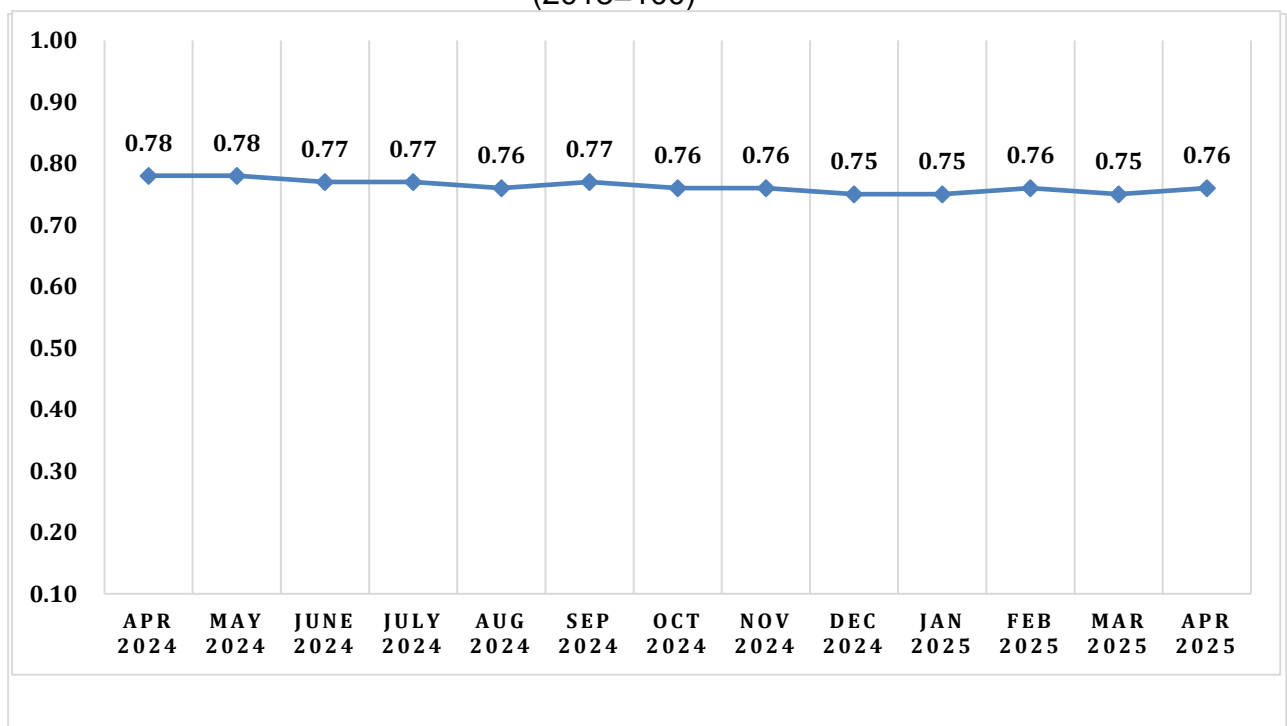
Commodity Group	March 2025	April 2025
All Items	3.9	3.0
Food and Non-alcoholic Beverages	3.8	2.0
Alcoholic Beverages and Tobacco	4.2	5.2
Clothing and Footwear	0.9	0.9
Housing, water, electricity, gas and other fuels	8.0	8.8
Furnishings, Household Equipment and Routine Maintenance	0.7	0.9
Health	4.0	4.6
Transport	-0.6	-1.6
Information and Communication	0.0	-0.1
Recreation, Sport and Culture	0.4	0.6
Education Services	0.0	0.0
Restaurant and Accommodation Services	4.4	3.8
Financial Services	0.0	0.0
Personal Care, and Miscellaneous Goods and Services	3.0	3.1



Purchasing Power of Peso (PPP) increased to 0.76

The PPP in Mountain Province increased to 0.76 in April 2025 from the recorded PPP in March 2025 at 0.75. This means that a peso in 2018 was worth 76 centavos in April 2025. The PPP in April 2024 was at 0.78 (Figure 3).

Figure 3: Purchasing Power of Peso (PPP) by Month,
Mountain Province: April 2024 – April 2025
(2018=100)



JERRY G. SANTOS
Chief Statistical Specialist

/MVB