



REPUBLIC OF THE PHILIPPINES

PHILIPPINE STATISTICS AUTHORITY

MOUNTAIN PROVINCE

SPECIAL RELEASE

HIGHLIGHTS OF THE REGISTERED VITAL EVENTS BARLIG: 2022

Date of Release: 09 February 2023

Special Release Number: 23CAR44- 168

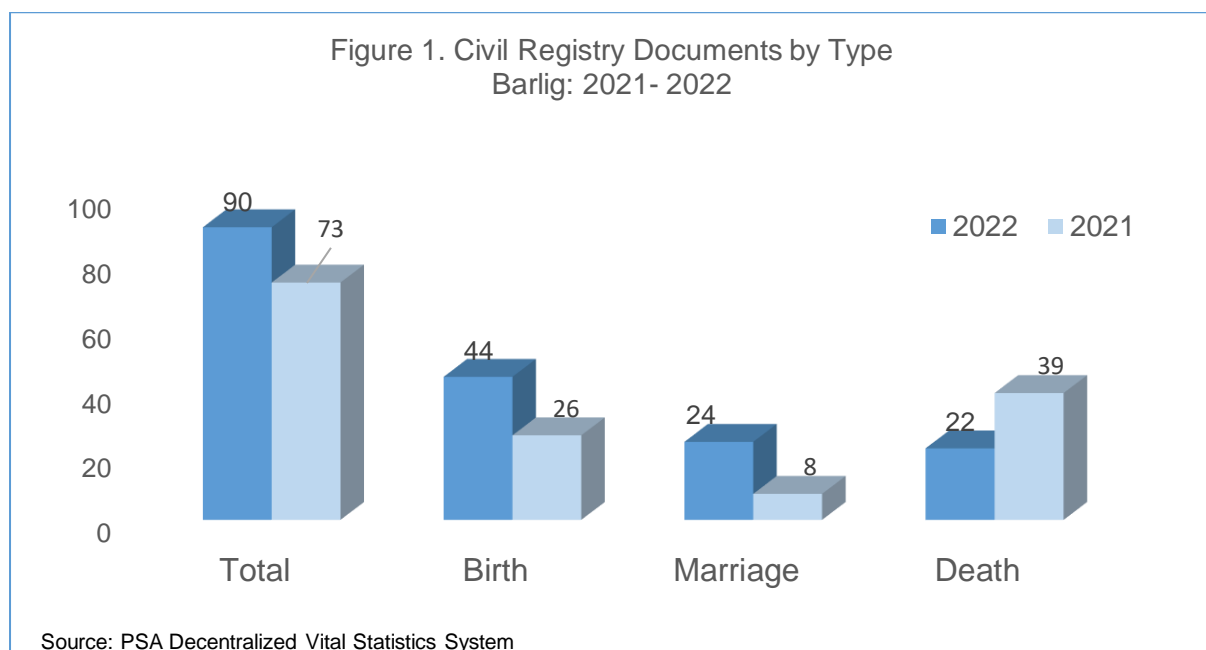
This Special Release presents data on birth, marriage and death certificates registered in the Local Civil Registry Office of Barlig for 2021 and 2022 and forwarded to the Office of the Civil Registrar General. Data were tabulated from the DVSS. Thus, statistics presented here is preliminary.

Five in Every 10 Civil Registry Documents in Barlig are Births

In 2022, the municipality of Barlig accumulated a total of 90 civil registry documents which was 23.29 percent higher compared to the 73 registry documents listed in 2021. As expected, birth took the bulk of the documents with 44 registered births taking 48.89 percent of the total civil registry documents in the municipality. This means that about 5 in every 10 documents were births. This was also 69.23 percent increase from its births in 2021 at 26.

Meanwhile, 2022 registered marriages in the municipality at 24 had 200 percent increase from the 2021 data at just 8 marriages. This data also took 26.67 percent of the total registry documents in Barlig.

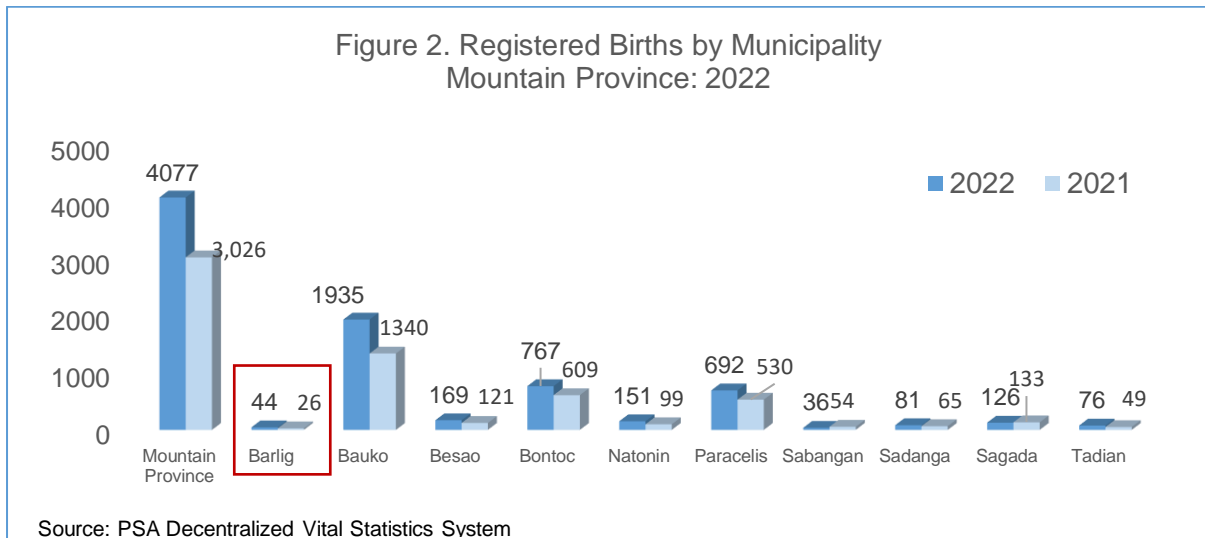
Recorded deaths of 39 increased by 77.27 percent compared to the previous year with 22 recorded deaths.



About One in Every 100 Births in Mountain Province is Registered in Barlig

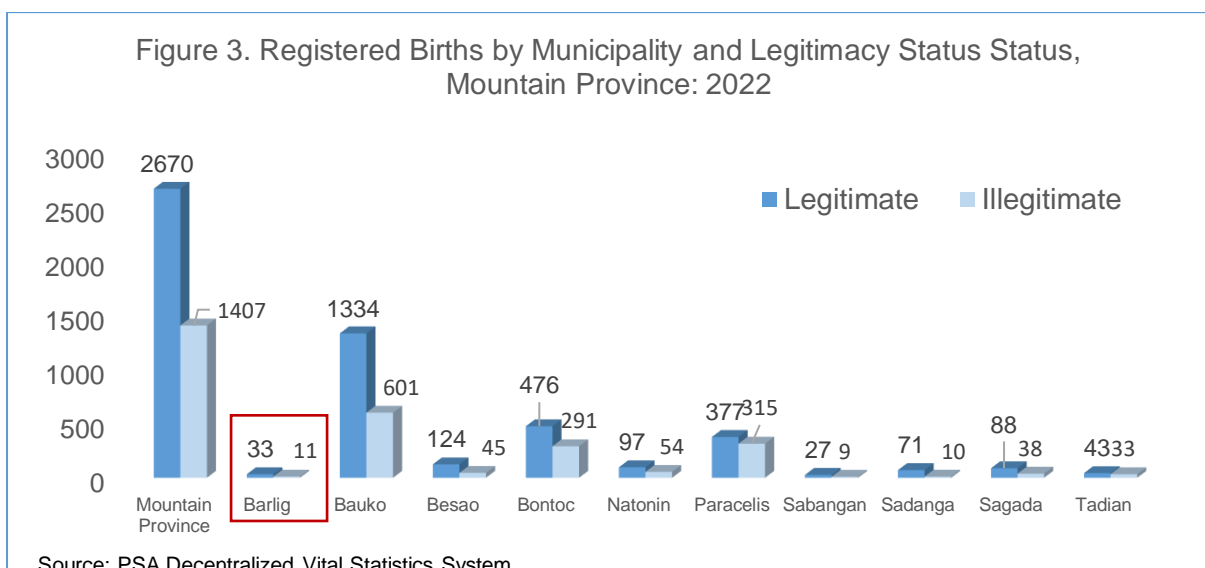
The municipality of Barlig registered a total of 44 births in 2022. It has 1.08 percent share to the total births listed in the province at 4,077 births. This translates to about 1 in every 100 births in the province was from this municipality.

Barlig also listed the least number of births compared to the different municipalities of Mountain Province in 2021 while 2nd to the last in 2022.



About One in Every 100 Illegitimate Births is Registered in Barlig

Of the 1,407 illegitimate births registered in Mountain Province in 2022, 11 births or 0.78 percent were registered in Barlig. This means that about 1 in every 100 babies registered in the province in 2022 who were born out of wedlock was listed in this municipality.



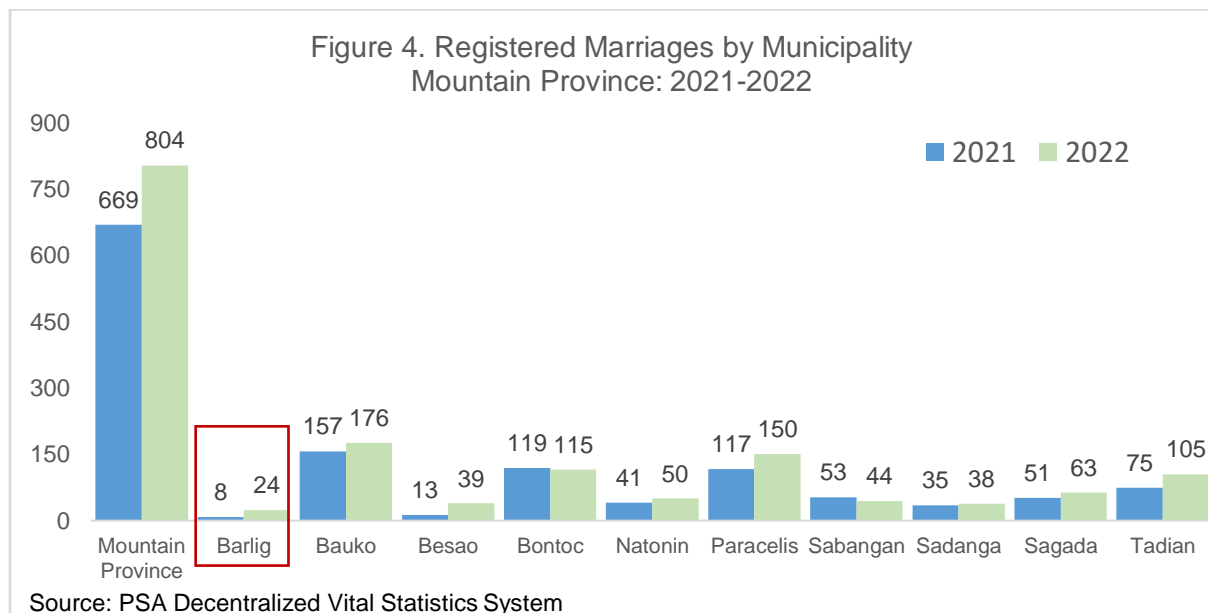


Live Birth is the complete expulsion or extraction of a product of conception from its mother, irrespective of the duration of pregnancy, which after such separation, breathes or shows any other evidence of life, such as beating of the heart, pulsation of the umbilical cord, or definite movement of voluntary muscles, whether the umbilical cord has been cut off or the placenta is still attached.

About Three in Every 100 Marriages in the Province are Recorded in Barlig

According to records by municipality, Barlig listed the least number of marriages in 2022 at 24. It contributed 2.99 percent to the total registered marriages in the province. This means that about 3 in every 100 marriages recorded in 2022 in Mountain Province were from this municipality. In 2021, Barlig was still the municipality with the least number of registered marriages.

Barlig's record of 24 marriages in 2022 was 200 percent higher compared to the weddings it registered in 2021 at just 8 marriages.

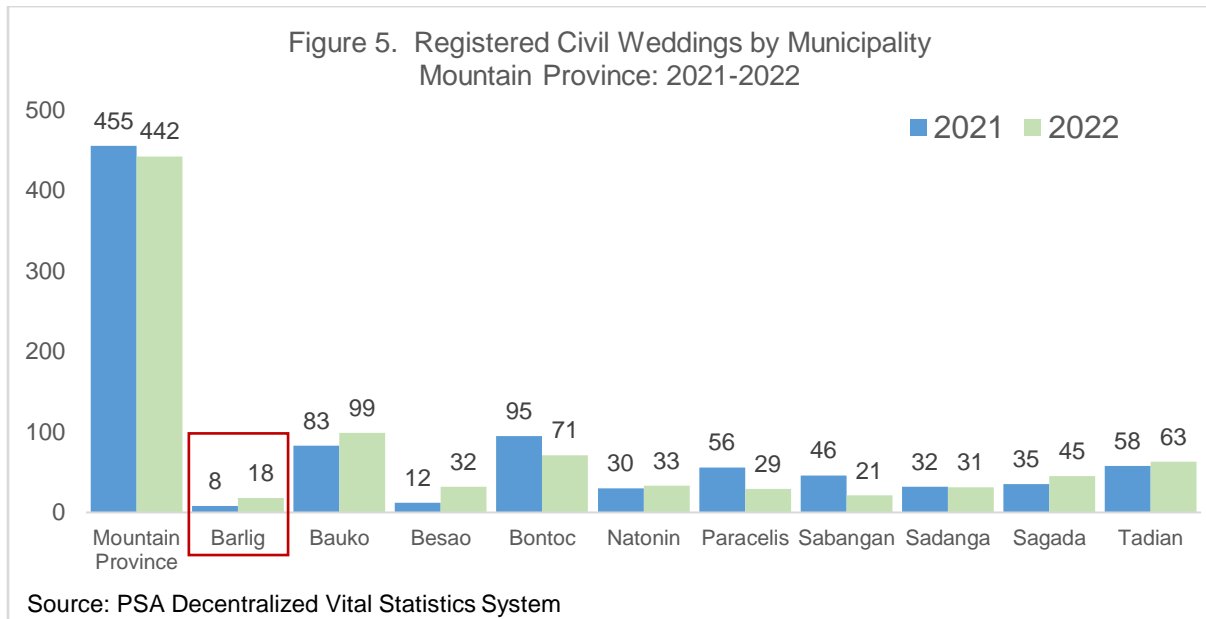


About Four in Every 100 Civil Marriages in the Province were from Barlig

By type of ceremony, 442 or 54.98 percent of the total marriages in the province were civil weddings. This means that about 5 in every 10 marriages registered this year were civil weddings.

Of these 442 civil weddings, 18 or 4.07 percent were recorded in Barlig which only means that about 4 in every 100 civil marriages in the province were from this municipality.

In addition, 16.67 percent of the total marriages in Barlig were solemnized by the Catholic Church; 75 percent were civil marriages; 4.17 percent were tribal weddings while another 4.17 percent were solemnized by other religious rites.

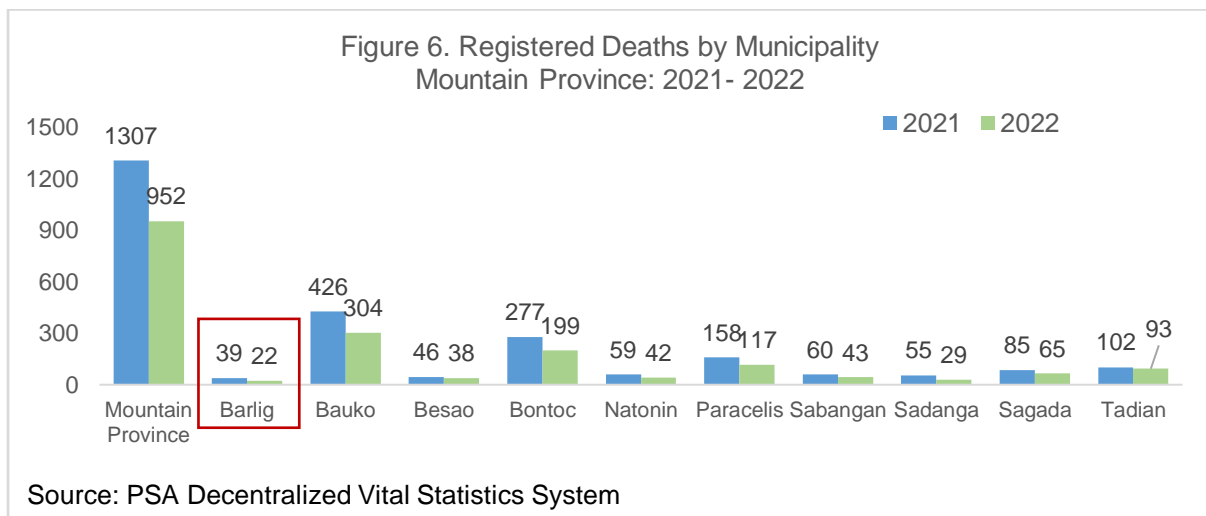


Marriage is a special contract of permanent union between a man and a woman entered into in accordance with law for the establishment of conjugal and family life.

About Two in Every 100 Deaths in the Province are Registered in Barlig

According to records by municipality, Barlig recorded the least number of deaths during the year at just 22 deaths or 2.31 percent of the total deaths listed in the province. This means that about 2 in every 100 deaths in Mountain Province were recorded in this municipality. In 2021, Barlig still recorded the least number of deaths.

The 22 deaths registered this year in Barlig was 43.59 percent lower than the recorded deaths it registered in 2021 at 39.





REPUBLIC OF THE PHILIPPINES

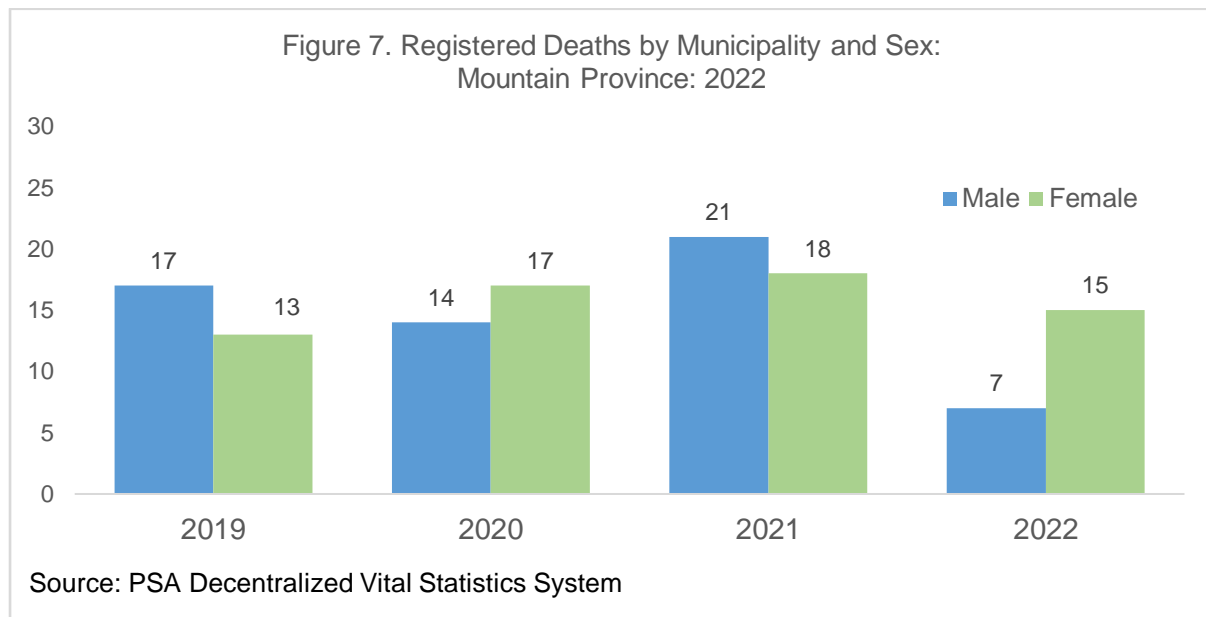
PHILIPPINE STATISTICS AUTHORITY

MOUNTAIN PROVINCE

About Seven in Every Ten Deaths in Barlig are Females

Of the 22 deaths registered in the municipality in 2022, 15 or 68.18 percent were females. This means that about 7 in every 10 deaths in Barlig were females. Years 2019 and 2021 recorded the opposite trend as they recorded more male than female deaths.

In 2019, 56.67 percent of the total registered deaths in Barlig were males while in 2021, 53.85 percent of its deaths were males. In 2020, 54.84 were females.




About Five in Every Ten Deaths are Married

According to marital status of the dead, 12 or 54.55 percent were married. This only means that 5 in every 10 deaths in the municipality were married. 27.27 percent were widow/ widower; and 18.18 percent were single.

Categorizing by sex, 57.14 percent of the male deaths were married. This translates to about 6 in every ten male deaths were married. 28.57 percent were single and 14.29 percent were widow/ widower.

For female deaths, 53.33 percent were married, 33.33 were widow/ widower and 13.34 percent were single.

Death is the permanent disappearance of all evidence of life at any time after live births has taken place (postnatal cessation of vital functions without capability of resuscitation)


JERRY G. SANTOS
Chief Statistical Specialist

/JPS