



SPECIAL RELEASE

HIGHLIGHTS OF THE REGISTERED BIRTHS BARLIG: 2022

Date of Release: 09 February 2023
Special Release Number: 23CAR44- 167

This Special Release presents data on birth certificates registered in the Local Civil Registry Office of Barlig for 2019 to 2022 and forwarded to the Office of the Civil Registrar General. Data were tabulated from the DVSS. Thus, statistics presented here is preliminary.

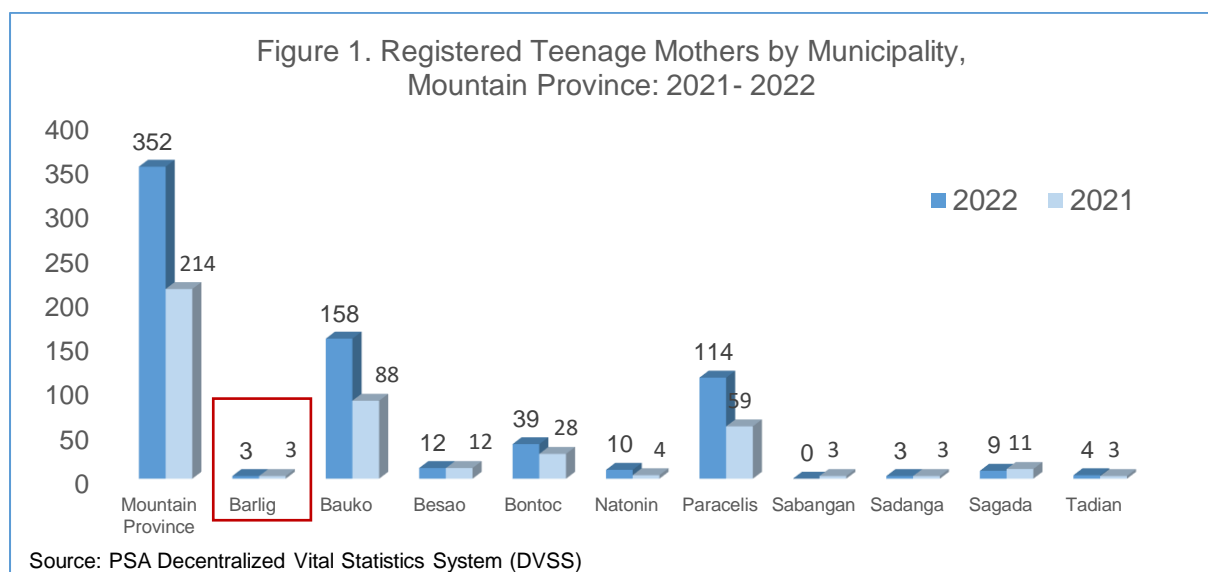
Barlig Registers 3 Teenage Mothers

Of the total registered births in Barlig in 2022, 3 births or 6.82 percent of the total were teenage mothers. This figure was the same compared to the total teenage moms listed in this municipality during the previous year.

In addition, the youngest mother who gave birth in Barlig this year was 17 years old. In 2021, the youngest mother registered in this municipality was 15 years old and in 2020, the youngest mom was another 15 years old.

According to birth order, the youngest mom who bore her 2nd child in 2022 was 19 years old; for her 3rd child was 22 years old while the youngest woman who already bore her 5th child was 24 years old.

In 2021, the youngest who gave birth to her 2nd child and was registered in this municipality was 21 years old and the youngest who bore her 3rd child was another 20-year-old woman.





About One in Every 100 Births in Mountain Province is Registered in Barlig

The municipality of Barlig registered a total of 44 births in 2022. It has 1.08 percent share to the total births listed in the province at 4,077 births.

The highest number of births was registered in June with 10 or 22.73 percent share to the total number of births registered in this municipality. This means that about 2 in every 10 births in Barlig in 2022 was registered in June.

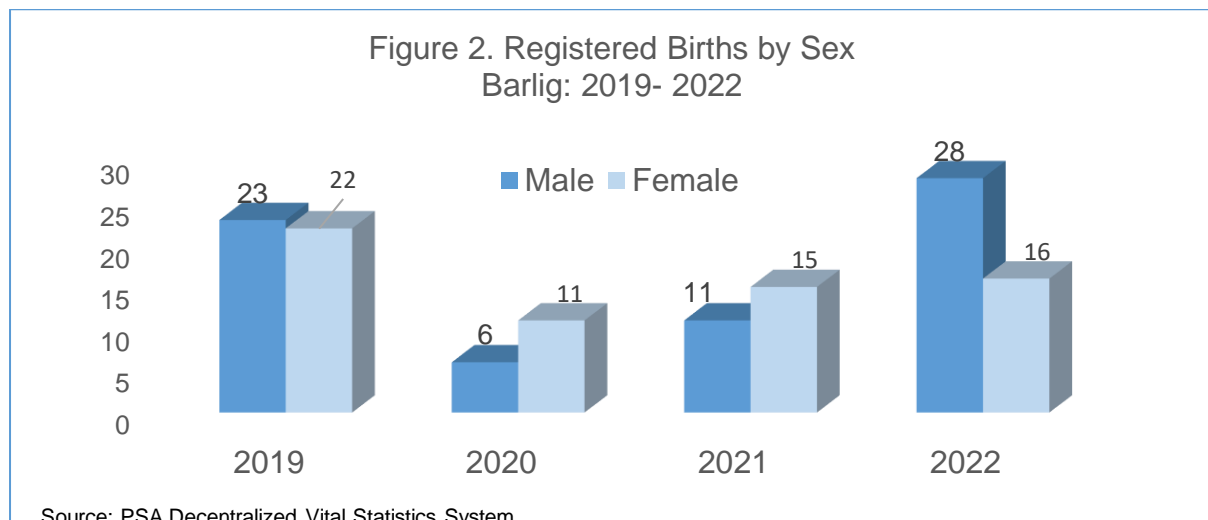
There were no registered births in the months of February and October.

Males Outnumbered Females in Terms of Registered Births

According to sex, it was noted that there were more males than females who were born in Barlig in 2022 at 28 births. This was 75 percent higher than the female births at 16.

The difference of male births to their female counterparts during the months of June and December contributed to the higher number of male births in the municipality. There were 4 more males than females in June while there were 7 more boys than girls in December.

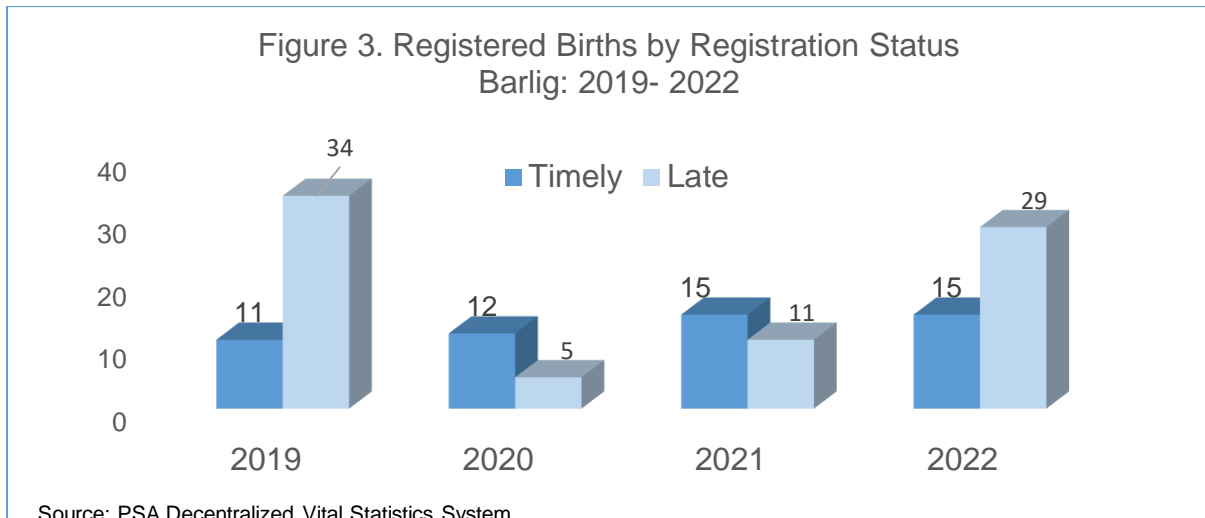
There were more female than male births in Barlig in the years 2020 and 2021 while more male births in 2019 but with just 1 difference.



About One in Every Three Births is Registered Timely

Of the 44 registered births in Barlig in 2022, 15 births or 34.10 percent were registered timely. This means that about 1 in every 3 births in the municipality was registered timely. The number of late registrations was even higher at 29 births or 65.91 percent of the total.

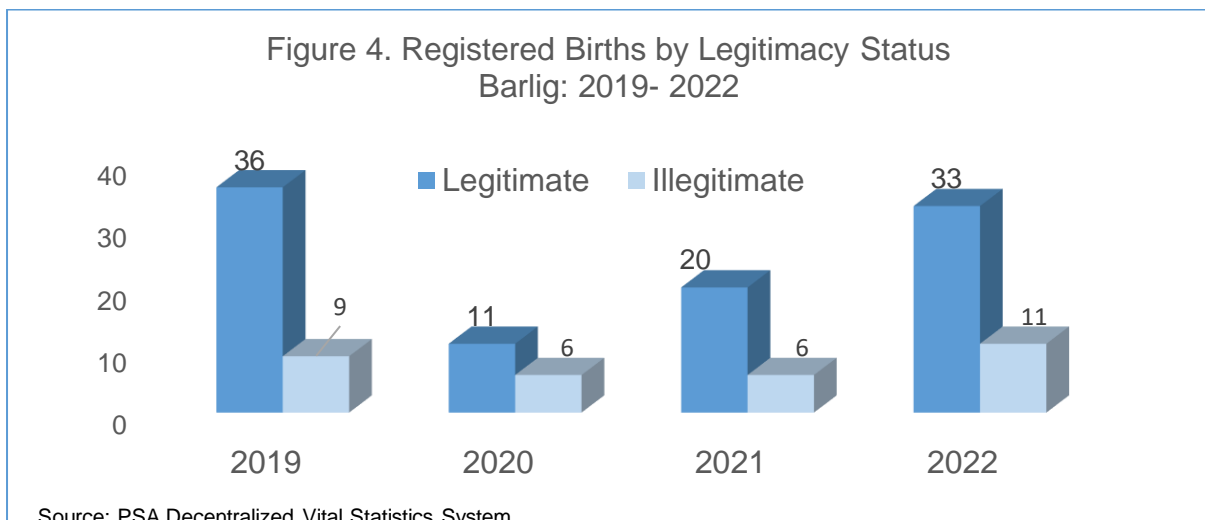
By sex, 75 percent of the total births in the municipality were late registration. This translates to 3 in every 4 births were registered late. For females, the number of timely and late registration was equal for both sexes at 8 births.



One in Every Four Births is Illegitimate

Of the 44 births registered in Barlig in 2022, 11 births or 25 percent were illegitimate. This means that about 1 in every 4 babies registered in the municipality in 2022 was born out of wedlock.

Categorizing by sex, illegitimate births was slightly higher among female than male babies. 31.25 percent of the female births were illegitimate. In comparison, 21.43 percent of all male births were also born to unmarried parents.



About Two in Every Ten Births are First Born Babies

According to birth order, 18.18 percent of all the registered births in Barlig during the year were first born children. This translates to about 2 in every 10 births in the municipality were first born babies. In addition, 25 percent were 2nd born and 15.91 percent were third born babies. The mother with the highest number of children who gave birth this year bore her 8th child.



About Three in Every Ten Births are Attended by a Physician

Of the total births registered in the municipality, 27.27 percent were attended by physicians; 6.82 percent were attended by hilot/ unlicensed midwives and 65.91 percent were attended by others.

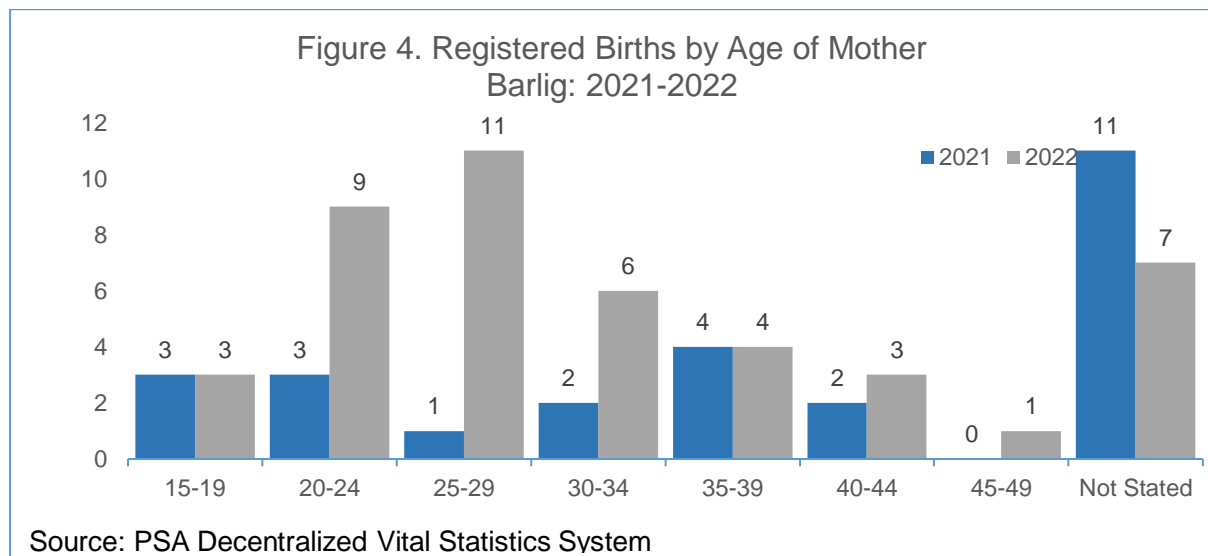
For male births, 21.43 percent were attended by physicians; 3.57 percent were attended by hilot/ unlicensed and 75 percent were attended by others. For female births, 37.5 percent were attended by physicians; 12.5 percent were attended by hilot/ unlicensed midwives and the remaining percentage was attended by others.

One in Every Four Mothers Who Gave Birth is 25 to 29 Years Old

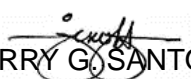
Of the total women who gave birth in 2022, 25 percent were under the age group 25 to 29 years old. This was followed by age group 20 to 24 years old at 20.45 percent and age group 30 to 34 years old at 13.64 percent of the total.

According to single year, the highest number of mothers who gave birth this year was aged 28 years old at 4 births. This means that about 1 in every 10 women who gave in Barlig in 2022 was aged 28 years old.

The oldest mother who bore a child this year was 48 years old.



Live Birth- the complete expulsion or extraction of a product of conception from its mother, irrespective of the duration of pregnancy, which after such separation, breathes or shows any other evidence of life, such as beating of the heart, pulsation of the umbilical cord, or definite movement of voluntary muscles, whether the umbilical cord has been cut off or the placenta is still attached.


JERRY G. SANTOS
Chief Statistical Specialist

/JPS