



SPECIAL RELEASE

Marriage Statistics Cordillera Administrative Region (CAR) 3rd Quarter 2021

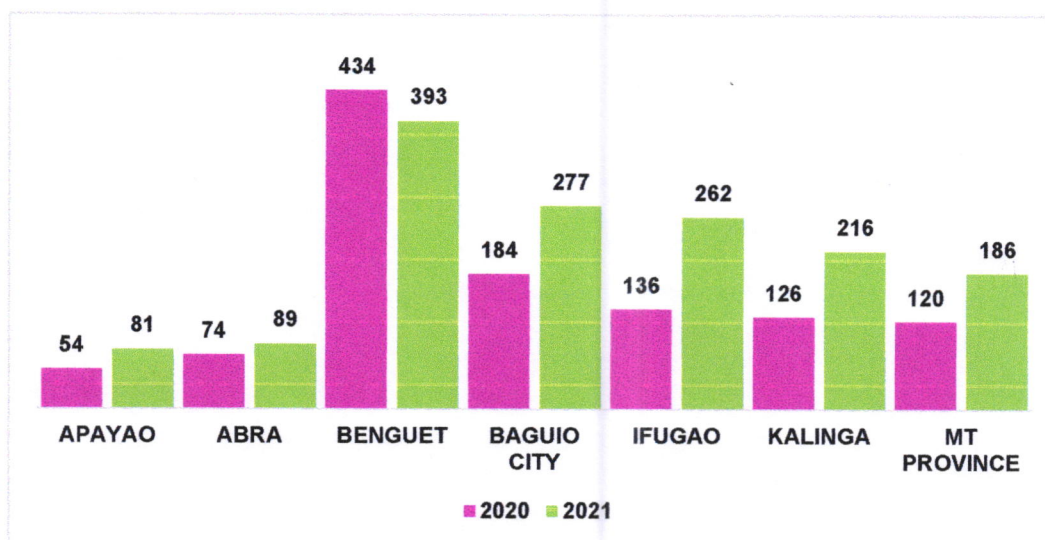
Date of Release: November 11, 2021
Reference No. SR 2021-04

Data on marriages presented in this special release were obtained from the Office of the City/Municipal Registrars throughout the region and submitted to the Philippine Statistics Authority - Regional Statistical Services Office Cordillera Administrative Region (PSA-RSSO CAR) through the Decentralized Vital Statistics System (DVSS) 2021 of the Philippine Statistics Authority (PSA)-Provincial Offices (POs) from the Cordillera region. Information presented included marriages registered in the 3rd quarter 2021 and in 3rd quarter 2020. Figures presented herein are still preliminary and may differ in the final counts.

Registered Marriages Increased to 21.2 percent

- There were 1,504 marriages registered for the 3rd quarter of 2021 showing an increase of 25 percent from the same quarter of last year's figure of 1,128.
- Benguet excluding Baguio City recorded the highest number of registered marriages, accounting for 27 out of every 100 marriages in the Region. The Province is followed by Baguio City with 19 per 100 marriages.
- The least number of marriages was recorded in Apayao with 81 marriages or 5.7 percent.

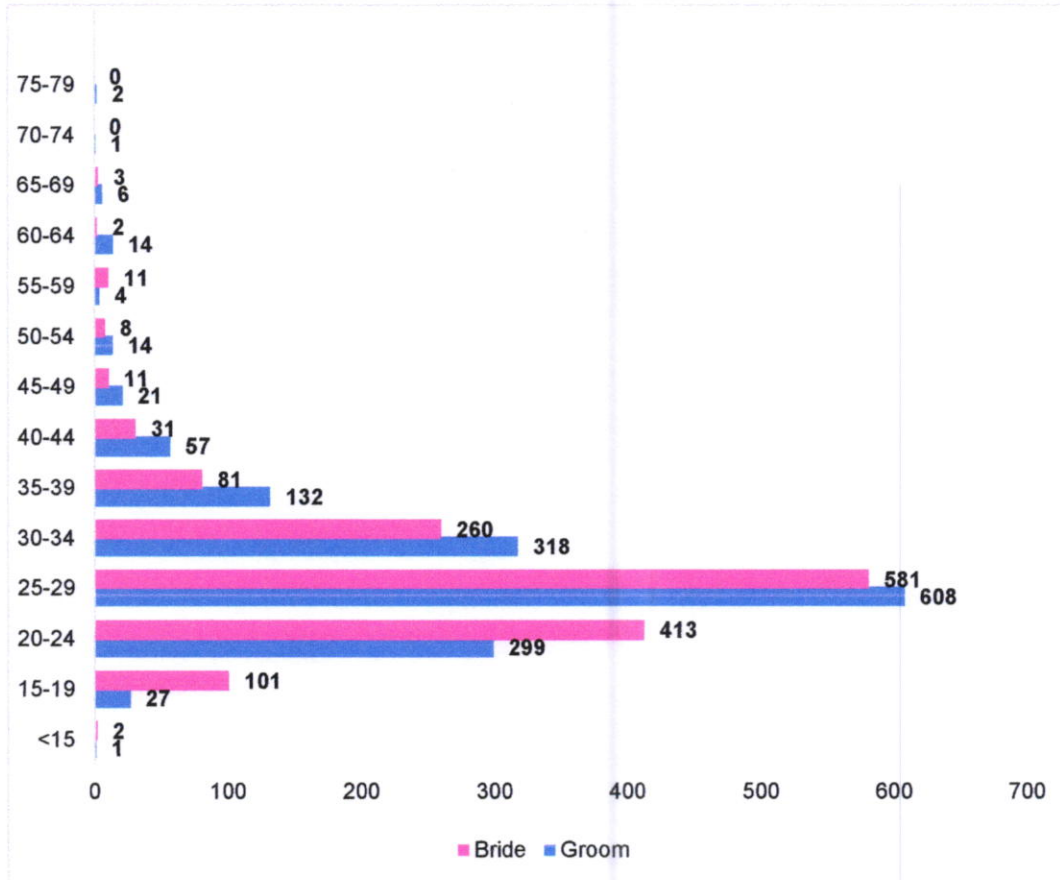
Figure 1. Number of Registered Marriages: 3rd Quarter 2020 and 3rd Quarter 2021



Most Grooms and Brides were married between the ages of 25 – 29 years old

- It is observed that the modal age group of marrying among grooms and brides for the 3rd quarter of 2021 was at 25 – 29 yrs old consisting of 681 or 45.28 percent of the total grooms in the Region while that of among brides is at 581 or 38.63 percent.
- Marriages involving teenage brides were four times more than marriages with teenage grooms.

Figure 2. Number of Marriages by Age Group, by Sex: July – September 2021

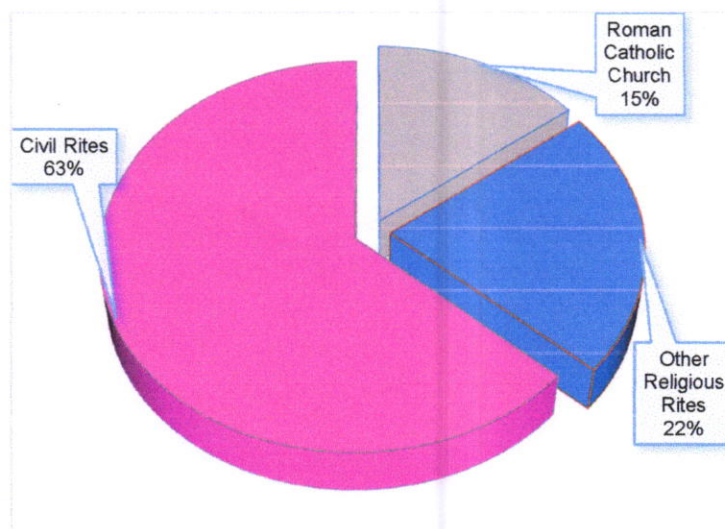


Civil Rites mostly preferred Type of Ceremony in the Region

- There were 16 solemnized daily through different ceremonies in the 3rd quarter of 2021.
- Of the total marriages 64 percent were contracted through civil rites, other ceremonies were officiated in other religious sect rites with 21 percent and under Roman Catholic Church with 15 percent.

Figure 3. Number of Registered Marriages by Type of Ceremony:

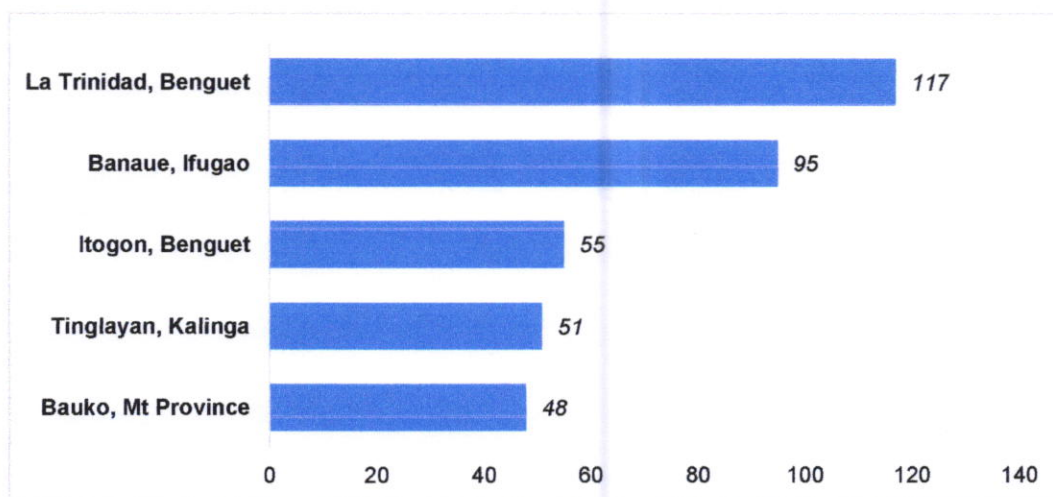
July –September 2021



Top Five Municipalities with most number of Marriages Registration

- La Trinidad, Benguet had the most number of marriages registration in the Region with 7.8 percent or 117 marriages. It was followed by Banaue, Ifugao with 6.3 percent, Itogon, Benguet with 3.7 percent, Tinglayan, Kalinga with 3.4 percent and Bauko, Mt Province with 3.2 percent registered marriages.

Figure 4. Municipalities with Most Number of Marriage Registration



Phil
VILLAFE P. ALIBUYOG
 Regional Director
 PSA - RSO CAR

AAC/CEN

Technical Notes

Vital statistics are derived from information obtained at the time when the occurrences of vital events and their characteristics are inscribed in a civil register.

Vital acts and events are the births, deaths, fetal deaths, marriages, and all such events that have something to do with an individual's entrance and departure from life together with the changes in civil status that may occur to a person during his lifetime. Recording of these events in the civil register is known as vital or civil registration and the resulting documents are called vital records.

Marriage is a special contract of permanent union between a man and a woman entered into in accordance with law for the establishment of conjugal and family life.
