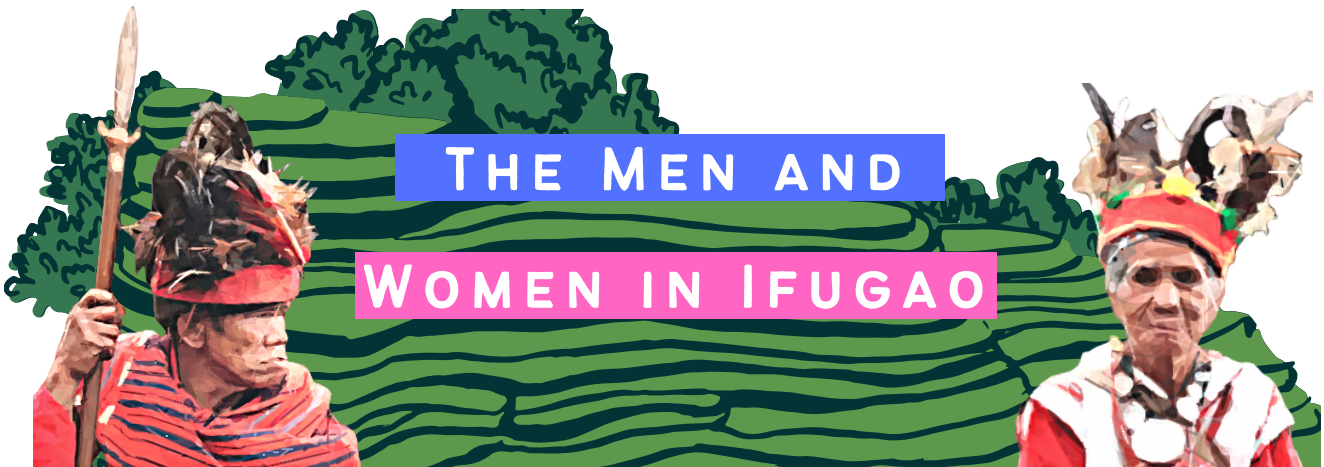


SPECIAL RELEASE



THE MEN AND WOMEN IN IFUGAO

Date of Release: 23 February 2023
Reference No.: SR-2023-024

Explanatory Notes

This special release represents selected information on Men and Women in Ifugao. Data provided in the special release were taken from the latest available data from the latest census and various surveys of Philippine Statistics Authority (PSA) and other data sources from various government agencies.

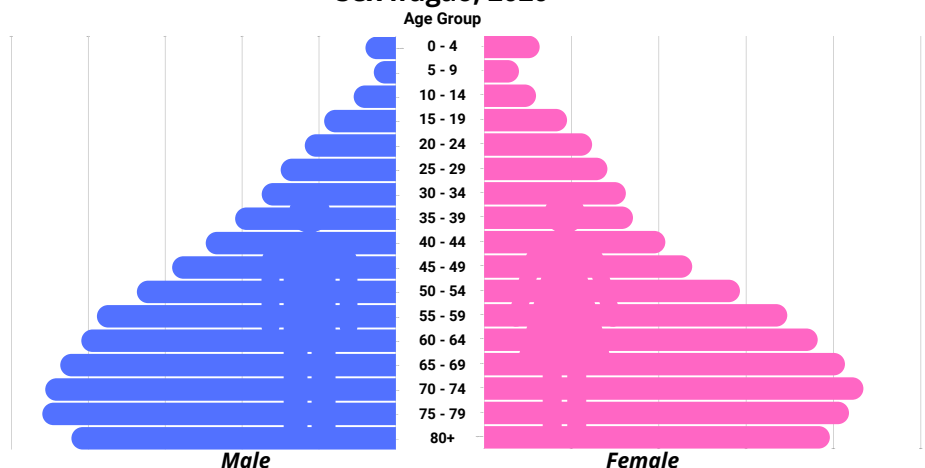
POPULATION

Based on the 2020 Census of Population and Housing (2020 CPH), the Province of Ifugao had a total population of 207,498 persons. Of this total, the household population comprised 99.82 percent or 207,130 persons.

Of the 207,130 household population in 2020, 107,699 (52%) were males while 99,431(48%) were females. By age group, 64,577 (31.18%) were under 15 years of age (young dependents). On the other hand, persons aged 15 to 64 years (working-age or economically-active population) totaled to 130,778 (63.14%) while those in age groups 65 years and over (old dependents) comprised the remaining 11,775 (5.68%).

Moreover, there were more males (88.81%) than females (86.92%) among the 0 to 54 age group. Meanwhile, among the older age group (55 years and over), females (9.54%) outnumbered the males (7.72%). The same trend was also observed in 2015.

Figure 1: Household Population, by Age Group and by Sex Ifugao, 2020



Among the municipalities in the province, Alfonso Lista registered the largest household population for both men and women in Ifugao.

Table 1: Household Population by Sex and by Province/Municipality, Ifugao, 2020


Province/ Municipality	2020		
	Both Sexes	Male	Female
IFUGAO	207,130	107,699	99,431
BANAUE	20,636	10,518	10,118
HUNGDUAN	8,854	4,644	4,210
KIANGAN	17,589	9,014	8,575
LAGAWE (Capital)	18,849	9,675	9,174
LAMUT	26,172	13,416	12,756
MAYOYAO	15,615	8,134	7,481
ALFONSO LISTA (POTIA)	34,014	17,748	16,266
HINGYON	9,930	5,155	4,775
LAMUT	26,172	13,416	12,756
TINOC	18,391	9,762	8,629
ASIPULO	15,963	8,488	7,475

Source: 2020 Census, Population and Housing, Philippine Statistics Authority

The sex ratio in Ifugao was computed at 108 in 2020. This means that there were 108 males for every 100 females. The sex ratio in 2015 was slightly lower at 107 males per 100 females. (Figure 1)

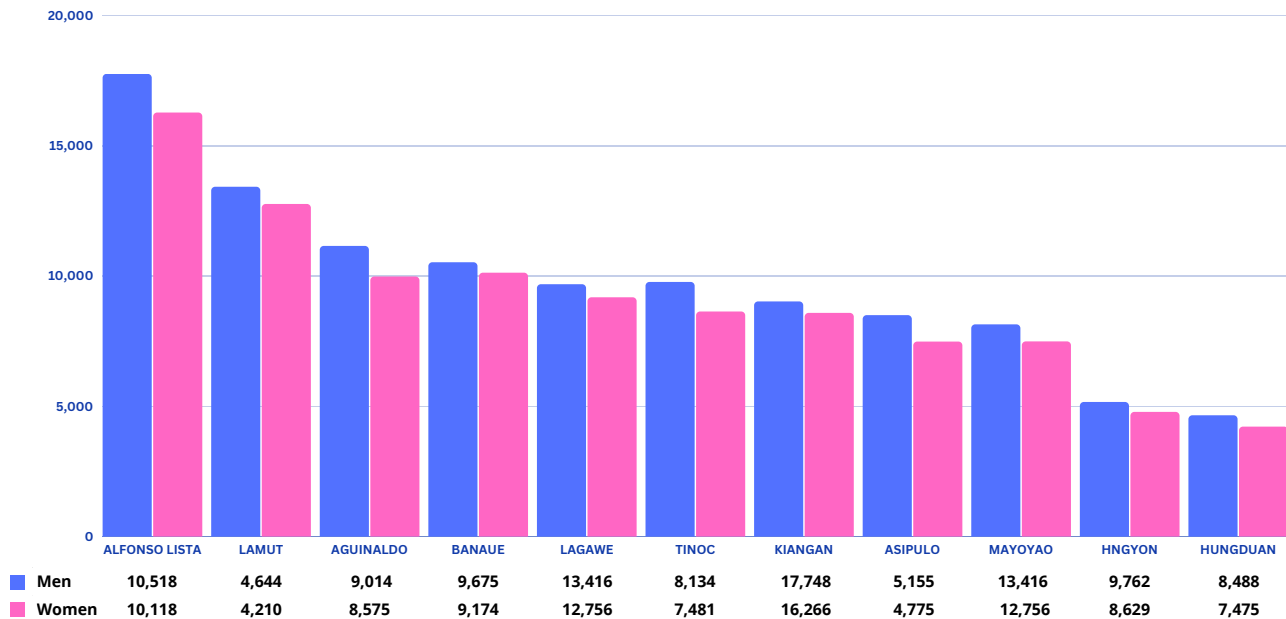
In 2020, children aged below 15 years had a sex ratio of 107 males per 100 females, while those aged 15 to 64 years had a sex ratio of 190 males per 100 females. Moreover, among those aged 65 years and over, the sex ratio was 84 males per 100 females. This depicts a longer life expectancy among females than males or a higher mortality rate among males than females in the older age groups.

Figure 1: Household Population, Sex Ratio, Ifugao, 2020



Source: 2020 Census, Population and Housing, Philippine Statistics Authority

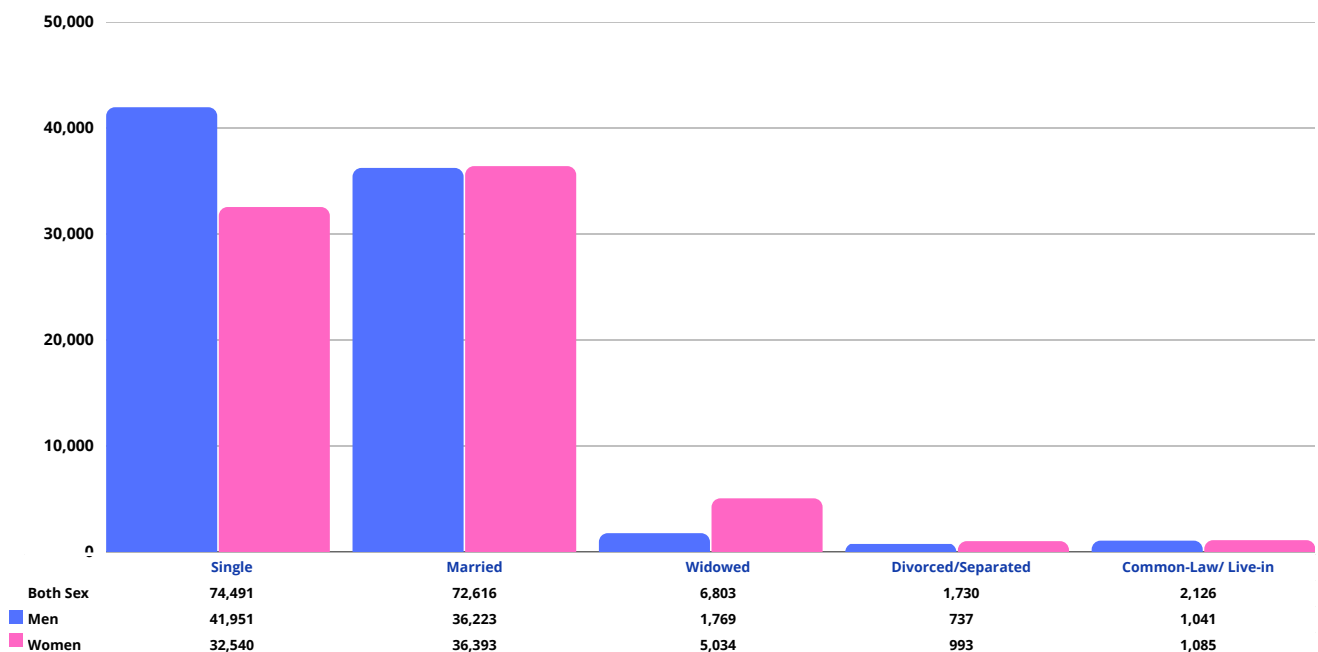
Figure 2: Household Population, by Municipality and by Sex, Ifugao, 2020



Source: 2020 Census, Population and Housing, Philippine Statistics Authority

Among the municipality in the province, Alfonso Lista registered the largest population for both men and women in Ifugao. Asipulo also registered the highest sex ratio with about 114 males per 100 females. (See Figure 2)

Figure 3. Total Population 10 Years Old and Over, by Marital Status, and Sex, Ifugao, 2015



Source: 2020 Census, Population and Housing, Philippine Statistics Authority

Of the 157,766 population ten years old and over in the province, 74,491 or 47.22 percent were never been married while 72,616 or 46.03 percent were married. The rest of the population were categorized as follows: 2,126 common-law/live-in marital arrangement (1.35%), 1,730 were widowed (4.31%), and 1,730 were divorced/separated (1.10%). It was also revealed that during 2015, there were more single men than women in the province. (See Figure 3)

VITAL STATISTICS

Vital statistics are derived from information obtained at the time when the occurrences of vital events and their characteristics are inscribed in a civil register. Vital acts and events are the births, deaths, fetal deaths, marriages, and all such events that have something to do with an individual's entrance and departure from life together with the changes in civil status that may occur to a person during his lifetime. Recording of these events in the civil register is known as vital or civil registration and the resulting documents are called vital records.

Figure 4: Birth Registration Sex Ratio, Ifugao, 2020



Source: Results from the Decentralized Vital Statistics System (DVSS) from MCR's Report, Philippine Statistics Authority

In 2022, a total of 4,138 live births were recorded in the province. More male babies (2,085) were born in 2022 compared to females (2,053) which resulted to a sex ratio of 102 male babies per 100 females. The Municipality of Lamut was reported to have the highest number of live births for that year at 37,615. (see Figure 4 and Table 2)

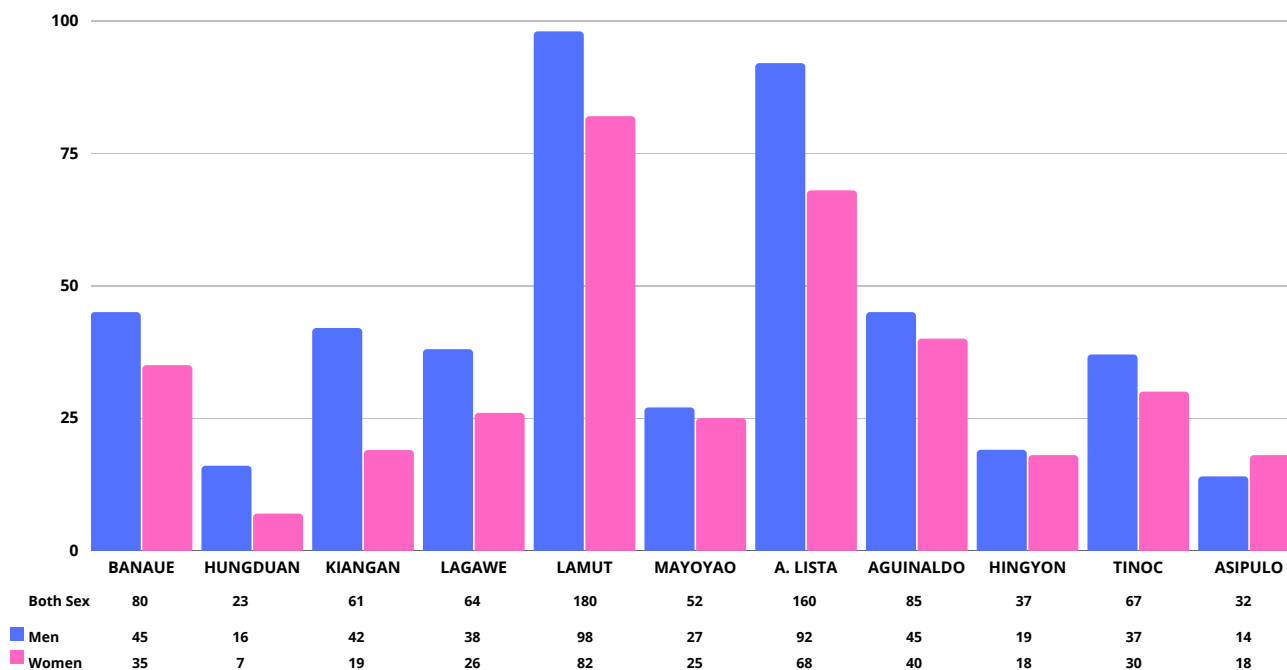
Table 2: Number of Registered Live Birth by Sex and by Municipality, Ifugao, 2020-2022

Municipality	2020		2021		2022	
	MALE	FEMALE	MALE	FEMALE	MALE	FEMALE
LAMUT	584	537	572	480	593	550
A. LISTA	298	248	356	324	410	329
LAGAWE	91	75	165	175	242	274
BANAUE	131	129	137	137	195	203
KIANGAN	93	78	114	136	159	183
TINOC	118	134	138	131	127	132
HUNGDUAN	82	57	67	74	98	109
MAYOYAO	96	91	112	117	92	111
AGUINALDO	118	100	120	104	84	92
ASIPULO	58	59	54	56	67	57
HINGYON	14	12	27	21	18	13
TOTAL	1683	1520	1862	1755	2085	2053

Source: Results from the Decentralized Vital Statistics System (DVSS) from MCR's Report, Philippine Statistics Authority

There were 841 number of registered deaths that happened in the province in 2022. About 57 percent of the deaths were males and the remaining 43 percent were females. (see Figure 4)

Figure 4: Number of Registered Death, Ifugao, 2022



Source: Results from the Decentralized Vital Statistics System (DVSS) from MCR's Report, Philippine Statistics Authority

Infant, Neonatal and Perinatal mortality among the males was found to be higher than that of the females in 2019 to 2021. The computed infant mortality rate in Ifugao in the year 2021 is 7.2. This means that about 7 infants under 1 year old died for every 1,000 live births.

Table 4: Infant, Neonatal, Perinatal Deaths by Sex, Ifugao, 2019-2021

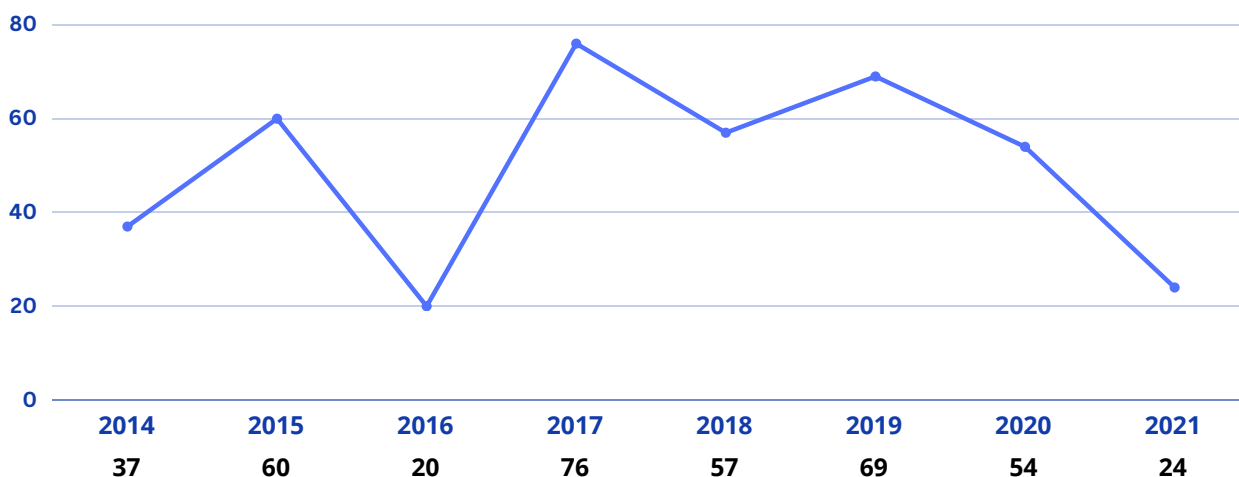
Type	2019				2020				2021			
	Male	Female	Total	Rate	Male	Female	Total	Rate	Male	Female	Total	Rate
Livebirths	2,645	2,853	2,776	..
Infant Mortality	12	10	22	8.32	10	6	16	5.61	13	7	20	7.2
Neonatal Mortality	13	12	25	9.45	8	4	12	4.21	8	2	10	3.6
Perinatal Mortality	9	8	17	6.41	10	8	18	6.29	19	13	32	11.44
Fetal Death	4	3	7	2.65	3	5	8	..	11	11	22	..
Early Neonatal Death	5	5	10	0.38	7	3	10	..	8	2	10	..

Source: Field Health Services Information System, DOH-CHD

VIOLENCE AGAINST WOMEN AND CHILDREN (VAWC)

Violence against Women (VAW) is any act of gender-based violence that result in physical, sexual, or mental harm or suffering to women, including threats of such acts, coercion or arbitrary deprivation of liberty, whether occurring in public or private life

Figure 5: Number of VAWC Cases, Ifugao, 2014-2021



Source: Provincial Social Welfare and Development Office-Ifugao

As observed in Figure 5, there is a drastic rise and fall on the number of cases of violence against women and children in the province from 2014-2019 then continued to decrease in 2020-2021. There were 24 combined cases recorded in 2021, down from a peak of 69 in 2019.

Table 5: Number of VAWC Cases by Municipality, Ifugao, 2019-2021

Province/ Municipality	2019	2020	2021	TOTAL
IFUGAO	69	54	24	147
Aguinaldo	0	0	1	1
A.Lista	3	7	8	13
Asipulo	3	3	0	6
Banaue	5	3	1	9
Hingyon	3	10	4	17
Hungduan	2	0	0	2
Kiangan	6	4	0	10
Lagawe	18	3	3	24
Lamut	20	18	5	43
Mayoyao	0	0	0	0
Tinoc	9	6	7	22

Across municipalities, 29%, or 43 of these cases, are recorded in Lamut. Lagawe and Tinoc followed, recording 16% (24 cases) and 15% (22 cases), respectively (see Table 5).



Source: Provincial Social Welfare and Development Office-Ifugao

Table 6: Distribution of Rape Incidents by Municipality, 2019-2021

Province/ Municipality	2019	2020	2021	TOTAL
IFUGAO	50	47	39	136
Alfonso Lista	6	8	8	22
Kiangan	10	9	6	25
Aguinaldo	9	3	4	16
Lamut	5	10	6	21
Banaue	5	3	3	11
Lagawe	7	3	4	14
Asipulo	2	3	4	9
Hingyon	3	2	2	7
Tinoc	2	4	1	7
Hungduan	1	2	1	4
Mayoyao	0	0	0	0

Source: Police Regional Office Cordillera (PRO-COR)

The number of sexual crime cases involving victims in all ages overall decrease by 22 percent in 2021 with 39 cases as compared to 50 cases in 2019.

The Municipality of Kiangan records the highest case of sexual crime in Ifugao from 2019 to 2021. Younger People ages 1-39 are the highest risk years for rape and sexual assault in Ifugao.

Table 7: Number of Victims and Perpetrators of Sexual Crime by Municipality and by Age, Ifugao, 2019-2021

Province/ Municipality	Age										TOTAL
	1-10'		11-17'		18-39		40-59		60+		
	Victims	Suspect	Victims	Suspect	Victims	Suspect	Victims	Suspect	Victims	Suspect	
IFUGAO	51	2	52	16	27	62	4	43	2	13	136
Alfonso Lista	10	0	8	1	4	8	0	5	0	8	22
Kiangan	9	0	12	3	4	15	0	7	1	1	26
Aguinaldo	3	0	5	0	5	14	3	2	0	0	16
Lamut	7	0	10	5	4	6	0	10	0	0	21
Banaue	3	0	3	1	4	6	0	2	1	2	11
Lagawe	6	1	5	1	2	4	0	6	0	1	13
Asipulo	5	0	3	5	0	2	1	2	0	0	9
Hingyon	2	1	5	0	0	1	0	4	0	1	7
Tinoc	2	0	1	0	4	5	0	2	0	0	7
Hungduan	4	0	0	0	0	1	0	3	0	0	4
Mayoyao	0	0	0	0	0	0	0	0	0	0	0

Source: Police Regional Office Cordillera (PRO-COR)

Table 8: Number of Victims and Perpetrators of Sexual Crime by Municipality and by Age, Ifugao, 2019-2021

CY	Daughter	Granddaughter	Sister/Half Sister	Niece	Cousin	Distant Relative	Incestuous Rape	Not blood related	TOTAL
2019	9	3	1	1	0	2	16	34	66
2020	4	5	3	3	2	2	19	28	66
2021	4	3	4	0	0	0	11	28	50

Source: Police Regional Office Cordillera (PRO-COR)

LITERACY

Of the 152,437 persons who are 10 years old and above, there are exactly 141,492 who can read and write simple messages using any language or dialect, thus the 92.82% literacy rate in Ifugao. This, however, makes the remaining 10,945 illiterates. The proportion of illiterates as shown in



Table 2.13 is calculated per municipality. This means that the proportion was derived from the number of illiterates within each municipality over the total number of persons 10 years old and above also in each of the municipalities. Based on the 2020 Community-Based Monitoring System (CBMS) result, Hungduan has the highest percentage of illiteracy, making up 11.23% of the total number of persons within the municipality who are 10 years old and above. Meanwhile, Lamut has the lowest with 3.98%. It is further shown in Table 2.13 that the male populations in almost all the municipalities except for Hungduan and Lamut have a higher percentage of illiteracy than female populace.

Table 8: Number of Victims and Perpetrators of Sexual Crime by Municipality and by Age, Ifugao, 2019-2021

Province/ Municipality	Number of persons 10 years old and above			Illiterate persons 10 years old and above					
				Magnitude			Proportion		
	Total	Male	Female	Total	Male	Female	Total	Male	Female
IFUGAO	152,437	79,873	72,564	10,945	6,020	4,925	7	8	7
Aguinaldo	14,982	7,935	7,047	1,412	840	572	9	11	8
Alfonso Lista	24,797	13,001	11,796	1,050	576	474	4	4	4
Asipulo	11,818	6,316	5,502	1,217	664	553	10	11	10
Banaue	15,440	7,935	7,505	1,398	783	615	9	10	8
Hingyon	7,536	3,942	3,594	726	385	341	10	10	9
Hungduan	7,041	3,719	3,322	791	427	364	11	11	11
Kiangan	12,600	6,499	6,101	770	385	385	6	6	6
Lagawe	15,681	8,128	7,553	786	429	357	5	5	5
Lamut	17,870	9,310	8,560	712	355	357	4	4	4
Mayoyao	11,328	6,009	5,319	1,043	606	437	9	10	8
Tinoc	13,344	7,079	6,265	1,040	570	470	8	8	8

Source: CBMS Census 2020



DELANO C. BOLISLIS, JR.
Chief Statistical Specialist
PSO-Ifugao

/CMUC