

# SPECIAL RELEASE

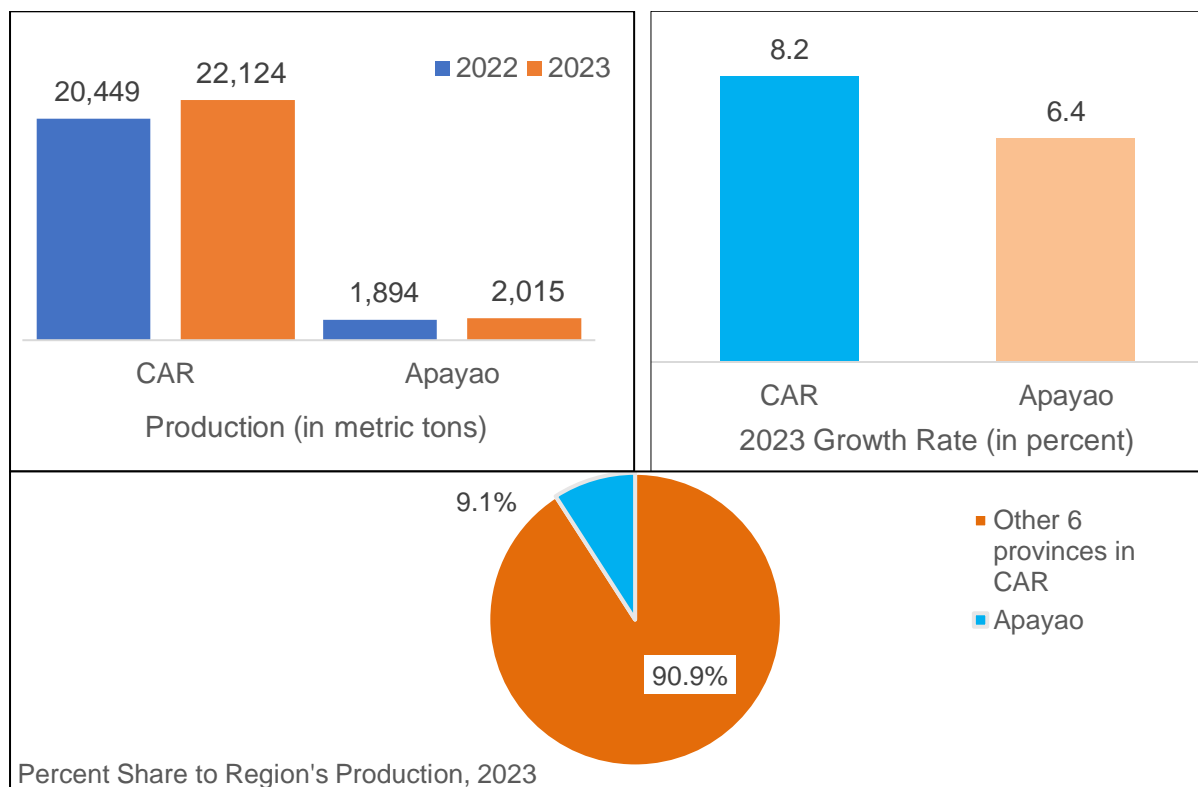
## SWINE SITUATION REPORT Apayao Province, Cordillera Administrative Region January - December: 2022 - 2023

Date of Release: 06 May 2024  
Reference No. 2024-CARAP-SR-008

### Production

In 2023, the province' total hog production was estimated at 2,015 metric tons, liveweight. Its growth rate was posted at 6.4 percent, lower than the regional level growth rate of 8.2 percent. The percent share to the total production of the region was recorded at 9.1 percent. (Figure1)

Figure 1. Volume, Growth Rate, and Percent Share of Hog Production  
Apayao Province, Cordillera Administrative Region  
January - December: 2022 - 2023<sup>p</sup>

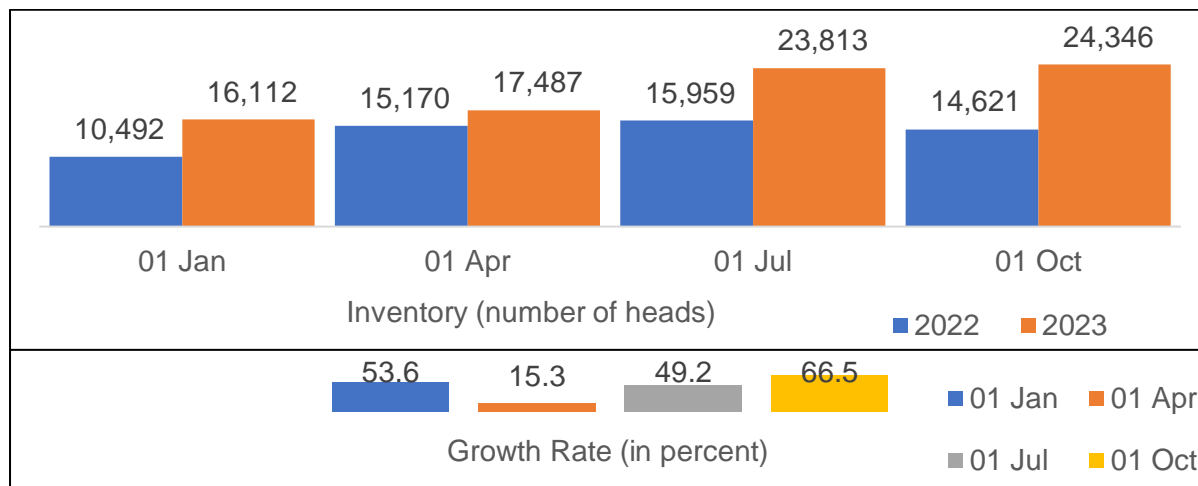


p – preliminary

Source: Philippine Statistics Authority, Backyard Livestock and Poultry Survey (BLPS), and Commercial Livestock and Poultry Survey (CLPS)

## Inventory

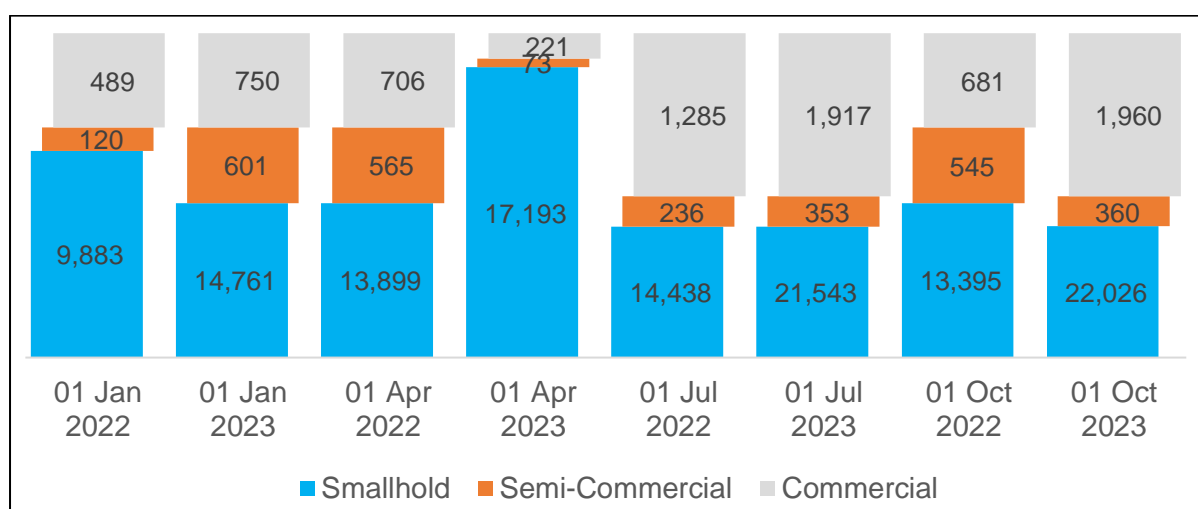
Figure 2. Swine Inventory and Growth Rate  
Apayao Province, Cordillera Administrative Region  
As of 01 January, 01 April, 01 July, and 01 October: 2022 - 2023



Source: Philippine Statistics Authority, Backyard Livestock and Poultry Survey (BLPS), and Commercial Livestock and Poultry Survey (CLPS)

Swine inventory by quarter of 2023, ranged from 16,112 to 24,346 heads, consistently went up from their levels in the same reference period a year ago. Growth rate in each reference period was in a double-digit with the fastest at 66.5 percent in October 1, while the least growth recorded was at 15.3 percent in April 1. There were numerous heads in backyard (smallhold) farms. (Figures 2 and 3, and Table 1)

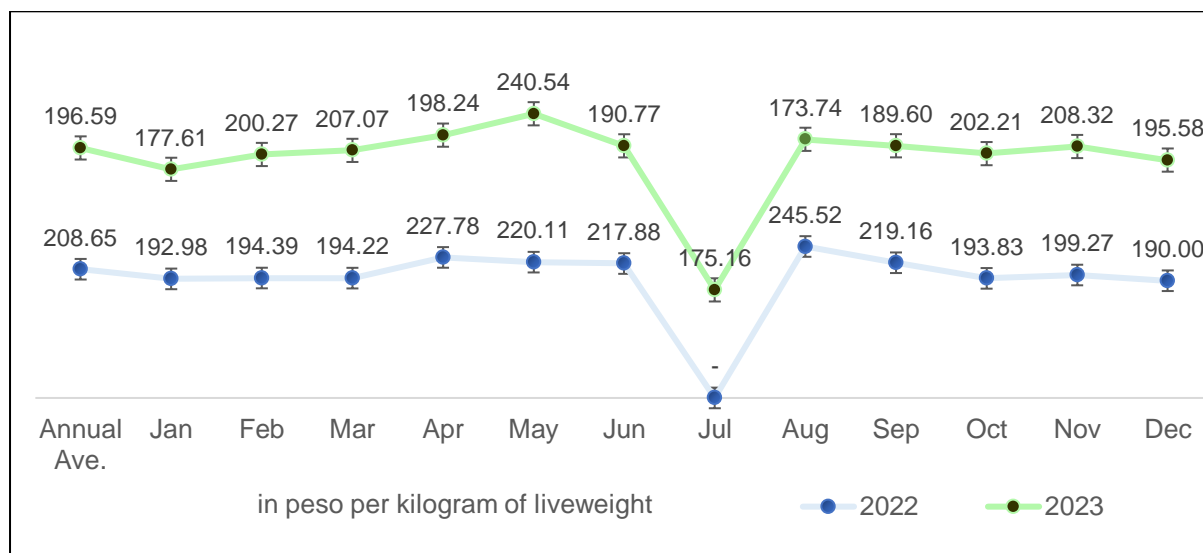
Figure 3. Distribution of Swine Inventory by Classification  
Apayao Province, Cordillera Administrative Region  
As of 01 January, 01 April, 01 July, and 01 October: 2022 - 2023  
(in number of heads)



Source: Philippine Statistics Authority, Backyard Livestock and Poultry Survey (BLPS), and Commercial Livestock and Poultry Survey (CLPS)

## Farmgate Price

Figure 4. Average Farmgate Prices of Hogs for Slaughter, Backyard (Smallhold)  
Apayao Province, Cordillera Administrative Region  
January - December: 2022 - 2023



Note: dash (-) denotes no data

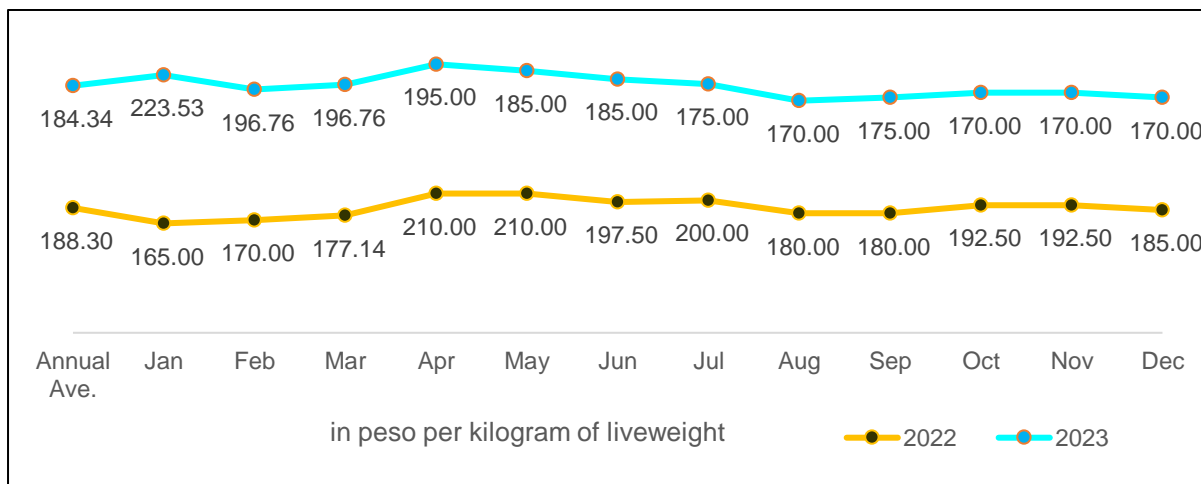
October to December 2023 - preliminary

Source: Philippine Statistics Authority, Backyard Livestock and Poultry Survey (BLPS), and Commercial Livestock and Poultry Survey (CLPS)

In 2023, the annual average farmgate price of hogs for slaughter, backyard, was recorded at PhP 196.59 per kilogram, liveweight. It declined by -5.8 percent from the previous year's level of PhP 208.65 per kilogram, liveweight. During the period, the highest average farmgate price was registered in May at PhP 240.54 per kilogram of liveweight, while the lowest average farmgate price was quoted in August at PhP 173.74 per kilogram of liveweight. (Figure 4 and Table 2)

Likewise, the 2023 annual average farmgate price of hogs for slaughter, commercial, shrank to PhP 184.34 per kilogram, liveweight, or by -2.1 percent, relative to its level of PhP 188.30 per kilogram, liveweight, in the previous year. From January to December of 2023, the highest average farmgate price was recorded in February at PhP 223.53 per kilogram of liveweight, while the lowest average farmgate price was recorded in August and October to December pegged at PhP 170.00 per kilogram of liveweight. (Figure 5 and Table 2)

Figure 5. Average Farmgate Prices of Hogs for Slaughter, Commercial  
 Apayao Province, Cordillera Administrative Region  
 January - December: 2022 - 2023



October to December 2023 - preliminary

Source: Philippine Statistics Authority, Backyard Livestock and Poultry Survey (BLPS), and Commercial Livestock and Poultry Survey (CLPS)

Table 1. Swine Inventory by Classification  
 Apayao Province, Cordillera Administrative Region  
 As of 01 January, 01 April, 01 July, and 01 October: 2022 - 2023  
 (in number of heads)

Period	TOTAL	Classification		
		Smallhold	Semi-Commercial	Commercial
2023				
01 January	16,112	14,761	601	750
01 April	17,487	17,193	73	221
01 July	23,813	21,543	353	1,917
01 October	24,346	22,026	360	1,960
2022				
01 January	10,492	9,883	120	489
01 April	15,170	13,899	565	706
01 July	15,959	14,438	236	1,285
01 October	14,621	13,395	545	681
Growth Rate (in percent)				
01 January	53.6	49.4	400.8	53.4
01 April	15.3	23.7	-87.1	-68.7
01 July	49.2	49.2	49.6	49.2
01 October	66.5	64.4	-33.9	187.8

Source: Philippine Statistics Authority, Backyard Livestock and Poultry Survey (BLPS), and Commercial Livestock and Poultry Survey (CLPS)

Table 2. Average Farmgate Prices of Hogs for Slaughter  
 Apayao Province, Cordillera Administrative Region  
 January - December: 2022 - 2023  
 (in peso per kilogram, liveweight)

Month	Classification				Year-on-Year Change (in percent)	
	Backyard / Smallhold		Commercial		Backyard / Smallhold	Commercial
	2022	2023	2022	2023		
<b>Annual Average</b>	<b>208.65</b>	<b>196.59</b>	<b>188.30</b>	<b>184.34</b>	-5.8	-2.1
January	192.98	177.61	165.00	223.53	-8.0	35.5
February	194.39	200.27	170.00	196.76	3.0	15.7
March	194.22	207.07	177.14	196.76	6.6	11.1
April	227.78	198.24	210.00	195.00	-13.0	-7.1
May	220.11	240.54	210.00	185.00	9.3	-11.9
June	217.88	190.77	197.50	185.00	-12.4	-6.3
July	-	175.16	200.00	175.00	-	-12.5
August	245.52	173.74	180.00	170.00	-29.2	-5.6
September	219.16	189.60	180.00	175.00	-13.5	-2.8
October	193.83	202.21	192.50	170.00	4.3	-11.7
November	199.27	208.32	192.50	170.00	4.5	-11.7
December	190.00	195.58	185.00	170.00	2.9	-8.1

Note: dash (-) denotes no data

October to December 2023 - preliminary

Source: Philippine Statistics Authority, Backyard Livestock and Poultry Survey (BLPS), and Commercial Livestock and Poultry Survey (CLPS)

## CONCEPTS AND DEFINITIONS

The field data collection for Backyard Livestock and Poultry is conducted every first seven (7) days of the month after the reference quarter for the first three quarters, while for the Commercial Livestock and Poultry Survey, the field data collection is during the last 10 days of the quarter. For both surveys, the data collection for the fourth quarter is done one month earlier to comply with the Philippine System of National Accounts (PSNA) calendar.

**Volume of production** refers to the number of tended/raised hogs disposed for slaughter including animals shipped-out for slaughter. This is expressed in metric tons, liveweight.

**Inventory** refers to the actual number of swine present in the farm as of a specific reference date.

**Swine** is a domesticated animal characterized by a stout body, short legs with a long mobile snout and is commonly known as pig. This includes foreign breed, domestic wild pigs (baboy damo), and native breeds.

### Farm Classification

The following are the new farm classifications and definitions based on the approved PSA Board Resolution No. 11, series of 2023:

#### Classification Definition

Smallhold - tending 1 to 10 sow level or 1 to 100 heads

Semi-commercial - tending 11 to 50 sow level or 101 to 500 heads

Commercial - tending 51 sow level and above or 501 heads and above

**Metric ton** - refers to a unit that is being used which is equal to 1,000 kilograms.

**Farmgate price** refers to the price received by raisers for their produce at the location of farm. Thus, the marketing costs, such as the transport and other marketing costs (if any) incurred in selling the produce, are not included in the farmgate prices.

Approved by:



**GEOFFREY B. CALIMUHAYAN**

Chief Statistical Specialist



/CBB