

# SPECIAL RELEASE

## HIGHLIGHTS OF REGISTERED MARRIAGES IN KALINGA FIRST SEMESTER 2022

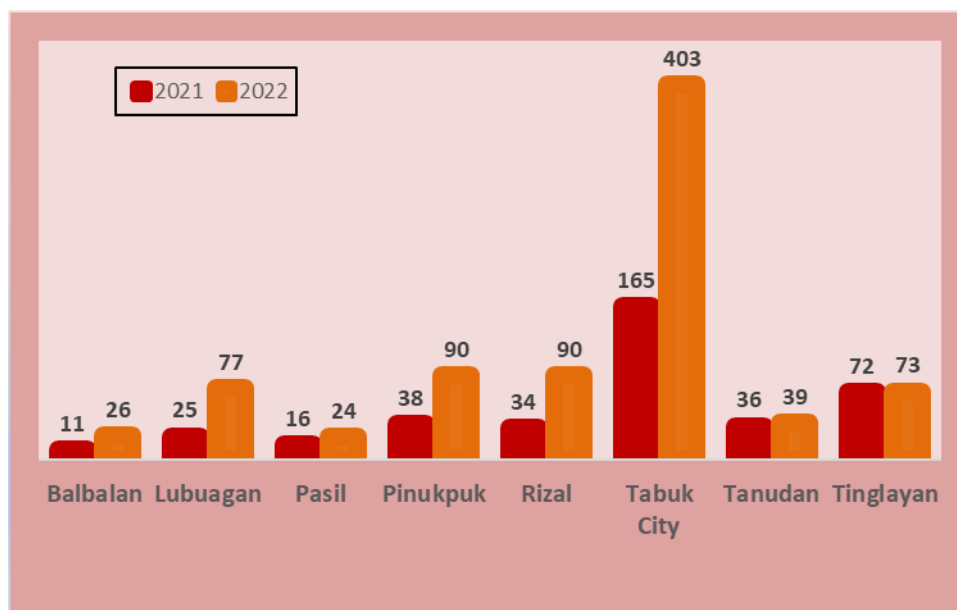
**Date of Release:** August 31, 2022  
**Reference No.** 22CAR32-707

*This Special Release presents data on death certificates registered at the Local Civil Registry Offices in the city and seven municipalities of the province for the first semester of 2021 and 2022 and forwarded to the Office of the Civil Registrar General. Data were tabulated from the DVSS. Thus, statistics presented here is preliminary.*

### Registered Marriages in Kalinga in the First Semester of 2022 is 822

Based on the result of the tabulation from the Decentralized Vital Statistics System (DVSS) of the Philippine Statistics Authority, registered marriages in Kalinga during the 1st semester of 2022 reached 822. This is 51.70 percent higher than the registered marriages in the same semester of 2021 recorded at 397. In the same semester of 2020, the registered marriages in the province is 277.

Figure1. Number of Registered Marriages by Municipality: Kalinga  
1<sup>st</sup> Semester, 2021-2022



Source: Decentralized Vital Statistics System 2011

## About Four in Every Ten Marriages in Kalinga is Recorded in Tabuk City

According to records by municipality, Tabuk City still recorded the greatest number of marriages in the 1st semester of this year at 403 which is 49.02 percent of the total marriages listed in the province. This means that about 4 in every 10 marriages in Kalinga is recorded in this city. This is followed by Pinukpuk and Rizal at 90 marriages or 10.95 percent of the total and Lubuagan at 77 or 9.37 percent.

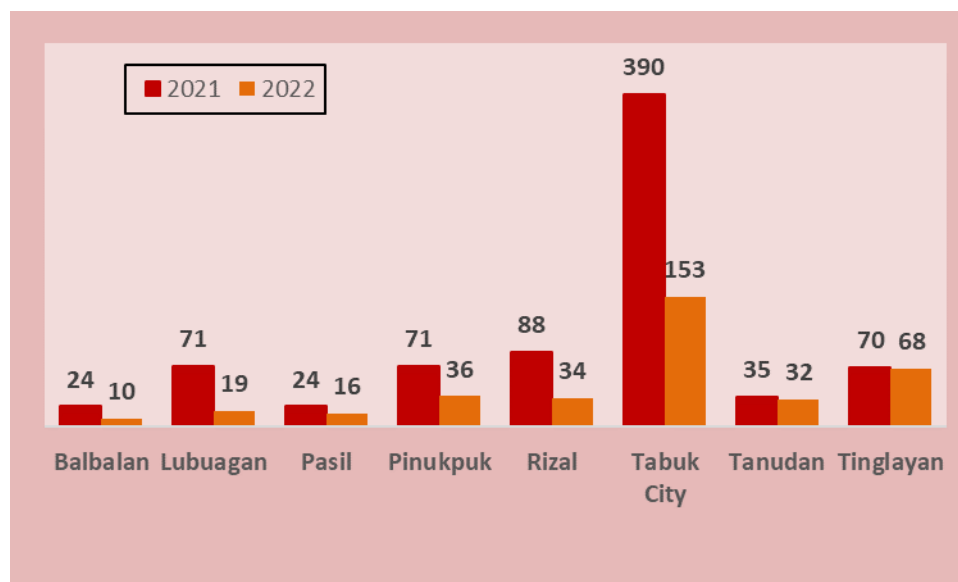
In 2021, the highest number is recorded in Tabuk City.

## Almost All Registered Marriages in the Province are Timely Registered

Of the total registered marriages in the province for the 1st semester of 2022, 773 or 94.04 percent are timely registered. Ideally, marriage shall be registered in the office of the Local Civil Registrar of the place where it was solemnized within 15 days from the date of celebration. However, a 30-day reglementary period is set by law for marriages of exceptional character. All other marriages that were not registered within the period for registration are considered late.

Pasil recorded no late registration for the semester.

Figure2. Number of Timely Registered Marriages by Municipality: Kalinga  
1<sup>st</sup> Semester, 2021-2022



Source: Decentralized Vital Statistics System 2011



### About Four in Every Ten Marriages are Solemnized Thru Civil Wedding

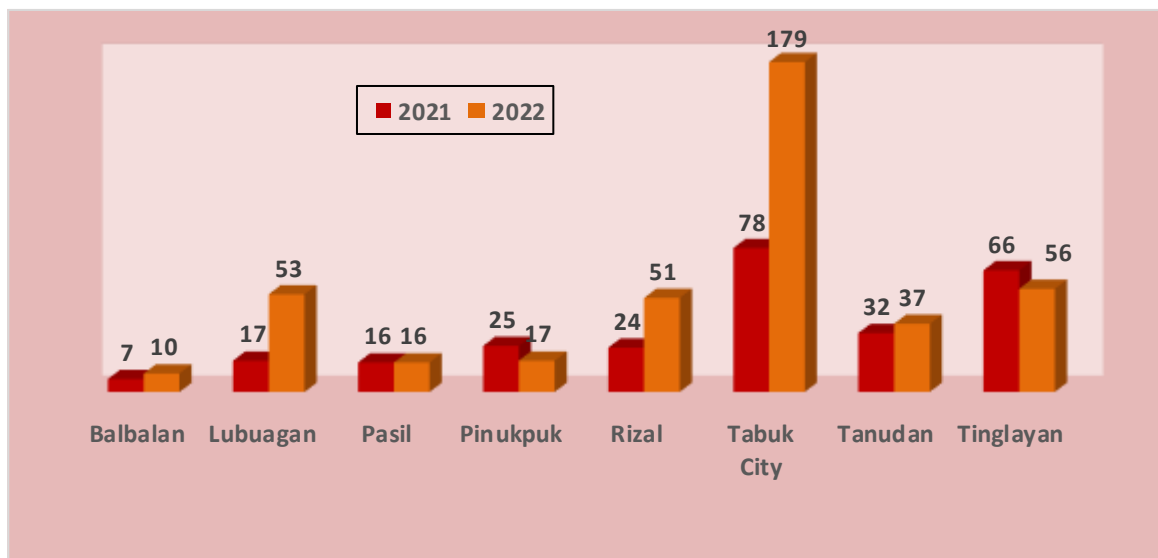
According to the type of ceremony, 380 marriages or 46.23 percent of the total are church weddings. This means that almost 4 in every 10 marriages were church weddings. 205 marriages or 24.94 percent are solemnized by other religious rites. The remaining number is blessed by the Roman Catholic Church.

### About Four in Every Ten Civil Marriages in the Province Occurred in Tabuk City

Of the 419 civil marriages registered in Kalinga in the 1st semester of 2022, 179 or 42.72 percent happened in Tabuk City; 56 marriages in Tinglayan or 13.36 percent and 53 or 12.65 percent and 51 or 12.17 percent occurred in Lubuagan and Rizal.

The highest number of marriages solemnized by the Roman Catholic Church happened in Tabuk City with 86 couples while the most number sanctified by other religious sects occurred in Tabuk City with 134 marriages.

Figure3. Number of Civil Marriages by Municipality: Kalinga  
1<sup>st</sup> Semester, 2021-2022



Source: Decentralized Vital Statistics System 2011

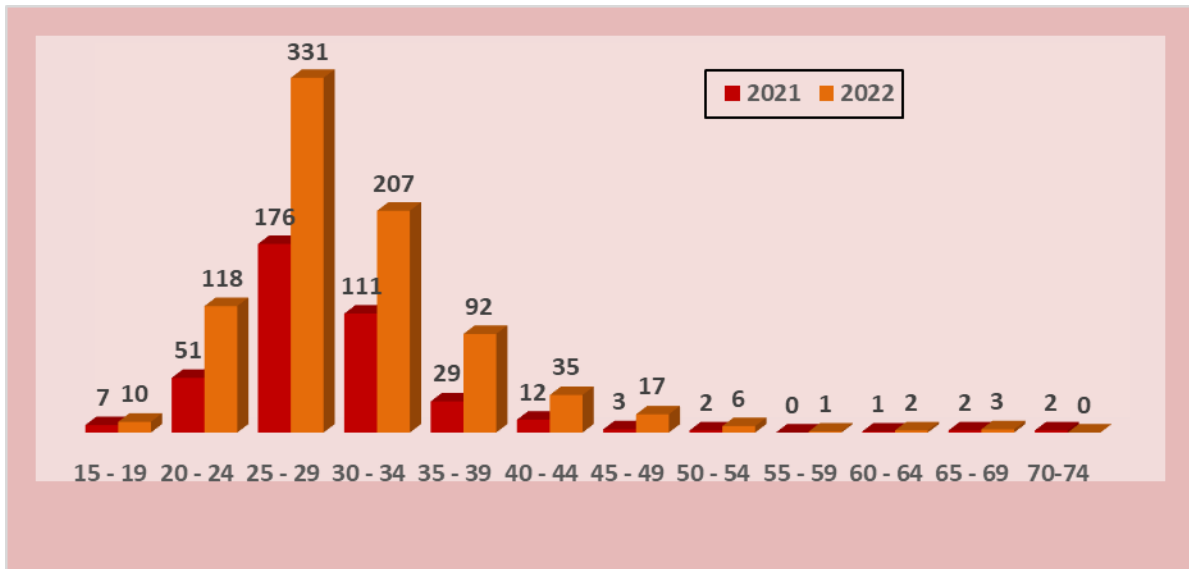
### About Three in Every Ten Grooms are 25 to 29 years Old

According to the groom's age, majority of men who got married in the 1st semester of this year are under the age group 25 to 29 years. There are 331 gentlemen that accounted to 37.53 percent of all the grooms in the province. They are followed by age groups 30 to 34 years at 25.18 percent and 20 to 24 years at 14.35 percent. The combined number of these three age groups comprised 77.06 percent of all the grooms in Kalinga in the semester.

The oldest groom is within the age group 65 to 69 Years old.



Figure4. Number of Registered Marriages by Age of Groom: Kalinga  
1<sup>st</sup> Semester, 2021-2022



Source: Decentralized Vital Statistics System 2011

### About Four in Every Ten Grooms Aged 25 to 29 Years is Registered in Tabuk City

Of the 331 gentlemen in the province who got married in the 1st semester of the year and are aged 25 to 29 years, 49.24 percent are registered in Tabuk City. This means that about four in every eight grooms aged 25 to 29 years in the province is listed in the city.

### About One in Every Two Grooms in Kalinga is Roman Catholic

According to groom's religion, majority of them are Roman Catholic as they comprised 59.24 percent of the total registered grooms in the province in the 1st semester of 2022. Of these grooms, 42.91 percent are from Tabuk City while 13.14 percent hail from Pinukpuk and 9.65 percent are from the municipalities of Lubuagan, Rizal and Tinglayan

### About Four in Every Ten Brides are 25 to 29 Years Old

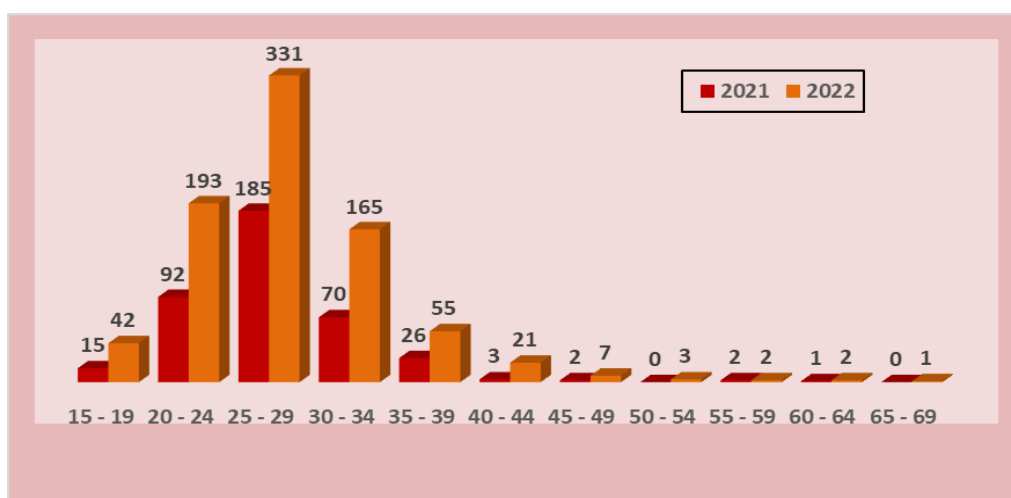
Of the 822 registered brides in Kalinga in the 1st semester of this year, 331 or 40.27 percent are 25 to 29 years old. This is followed by age groups 20 to 24 years old at 23.48 percent and 30 to 34 years old at 20.07 percent. Their combined share comprises 83.82 percent of all the brides in the province. It is also observed that the oldest bride that got married during the semester is within the age group 65 to 69 years old from the City of Tabuk.



## About One in Every Two Brides Aged 25 to 29 Years is in Tabuk City

By municipality, the highest number of brides aged 25 to 29 years are registered in Tabuk City with 169 brides which is 51.06 percent of the total brides in the province of this age. This is followed by Lubuagan and Pinukpuk at 10.57 percent.

Figure5. Number of Registered Marriages by Age of Bride: Kalinga  
1<sup>st</sup> Semester, 2021-2022



Source: Decentralized Vital Statistics System 2011

*Marriage – A special contract of permanent union between a man and a woman entered into in accordance with law for the establishment of conjugal and family life.*

MARIBEL M. DALAYDAY  
Chief Statistical Specialist

/jld

