

# SPECIAL RELEASE

## HIGHLIGHTS OF REGISTERED DEATHS IN KALINGA FIRST SEMESTER 2022

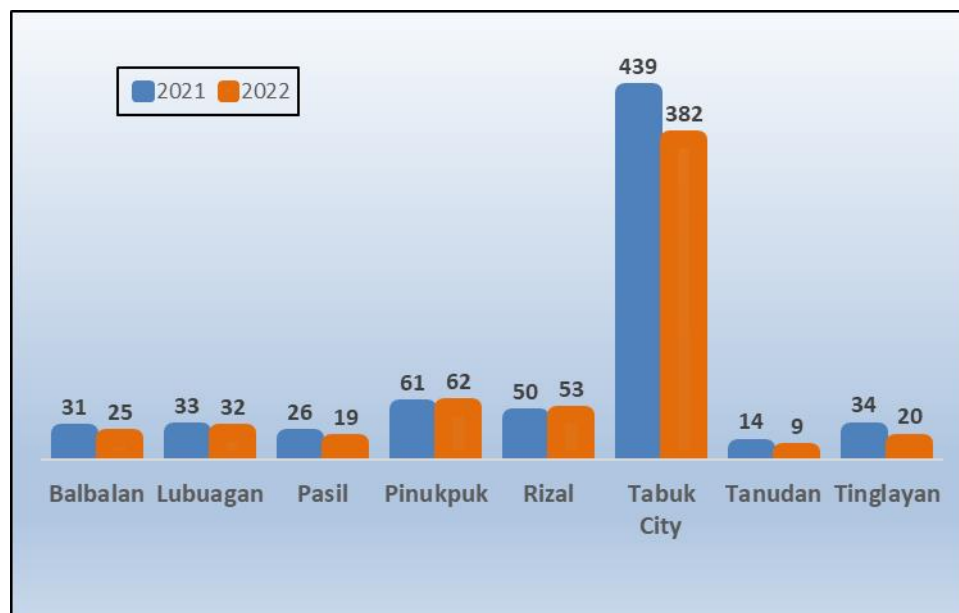
**Date of Release:** August 31, 2022  
**Reference No.** 22CAR32-708

*This Special Release presents data on death certificates registered at the Local Civil Registry Offices in the city and seven municipalities of the province for the first semester of 2021 and 2022 and forwarded to the Office of the Civil Registrar General. Data were tabulated from the DVSS. Thus, statistics presented here is preliminary.*

### Number of Registered Deaths in Kalinga is Declining

Based on the result of the tabulation from the Decentralized Vital Statistics System (DVSS) of the Philippine Statistics Authority, registered deaths in Kalinga reached 602 in the 1st semester of 2022. This is 12.5 percent lower than the recorded deaths in the same semester last year at 688. In 2020 of the 1st semester, the figure is at 444.

Figure1. Number of Registered Deaths by Municipality: Kalinga  
1<sup>st</sup> Semester, 2021-2022



Source: Decentralized Vital Statistics System 2011

## There are Six in Every Ten Deaths in the Province are Registered in Kalinga

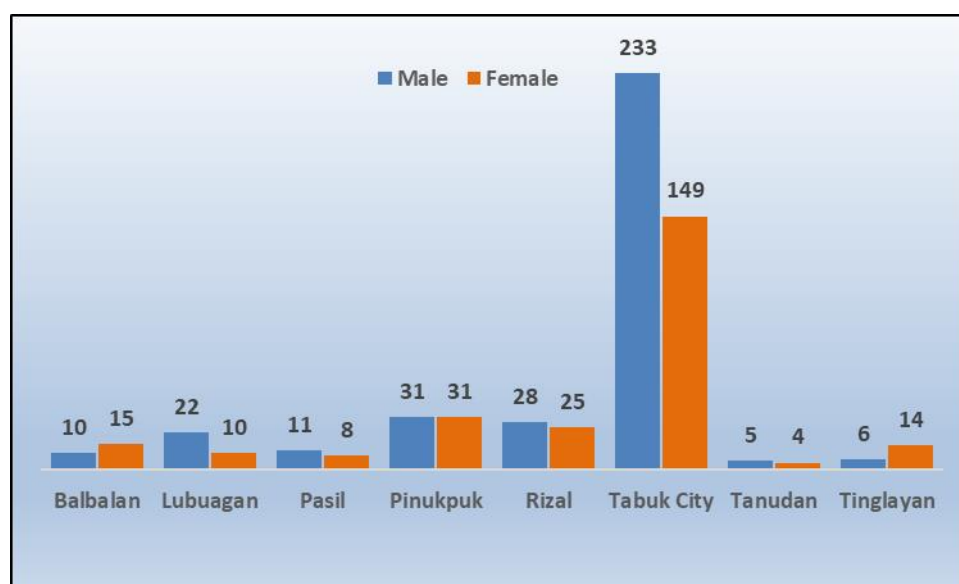
According to records by city/ municipality, Tabuk City still recorded the greatest number of deaths in the 1st semester at 382 which is 63.45 percent of the total deaths listed in the province. This means that 6 in every 10 deaths in Kalinga are recorded in the city. This is followed by Pinukpuk at 62 deaths or 10.29 percent of the total and Rizal at 53 deaths or 8.80 percent. Tanudan registered the least number at just 9 deaths. In the same semester of 2021, Tabuk City listed the highest number of deaths while Tanudan registered the least.

A decrease in the number of deaths is observed in Tabuk City. Its death went down to 12.98 percent since its registered deaths of 439 in the 1st semester of 2021 decreased to 382 in the same semester this year. While most of the municipalities decreased in the number of deaths, Rizal posted an opposite trend. The recorded death in 2021 is lower than their deaths in 2022.

## More Male Deaths are Recorded in the Province

Of the 602 deaths in Kalinga during the 1st semester of this year, 57.47 percent are males. The 5 municipalities recorded more male deaths than their female counterpart with the city of Tabuk pushing the overall increase in terms of provincial data. Tabuk City is the municipality with the highest difference of female deaths. Of the total deaths in this municipality, 42.52 percent are females. Meanwhile, Pinukpuk registered the same number of deaths. In 2021, male deaths are higher than the female deaths.

Figure2. Number of Registered Deaths by Municipality and Sex: Kalinga 1<sup>st</sup> Semester, 2022



Source: Decentralized Vital Statistics System 2011



## **About Seven in Every Ten Male Deaths are Registered in Tabuk City**

Comparing the records of the city and different municipalities of Kalinga in terms of male deaths, 233 male deaths or 67.34 percent are registered in Tabuk City. This means that about 7 in every 10 male deaths happened in Tabuk City. Pinukpuk came next at 31 male deaths and Rizal at 28 male deaths.

For female deaths, Tabuk City still registered the highest number. About 6 in every 10 female deaths in the province is listed in this municipality.

## **Almost All Deaths are Timely Registered**

According to registration status, 80.90 percent of all the registered deaths in the province for the 1st semester are timely registered. There are more death records in Balbalan, Pasil, Pinukpuk, Rizal, Tabuk City and Tinglayan registered timely than late. Lubuagan and Tanudan have the same record of its timely and late registration.

The highest number of late registration is recorded in Tabuk City.

## **Male Deaths Have a Higher Proportion in Terms of Timely Registration**

According to sex and registration status, more timely registration is seen for male deaths. Of the total male deaths registered in the 1st semester, 46.34 percent are timely registration.

For female deaths, timely registration is at 34.55 percent.

## **Four in Every Ten Deaths are Married**

According to marital status of the dead, 282 or 46.84 percent are married; 31.89 percent are widow/ widower; and 21.26 percent are single.

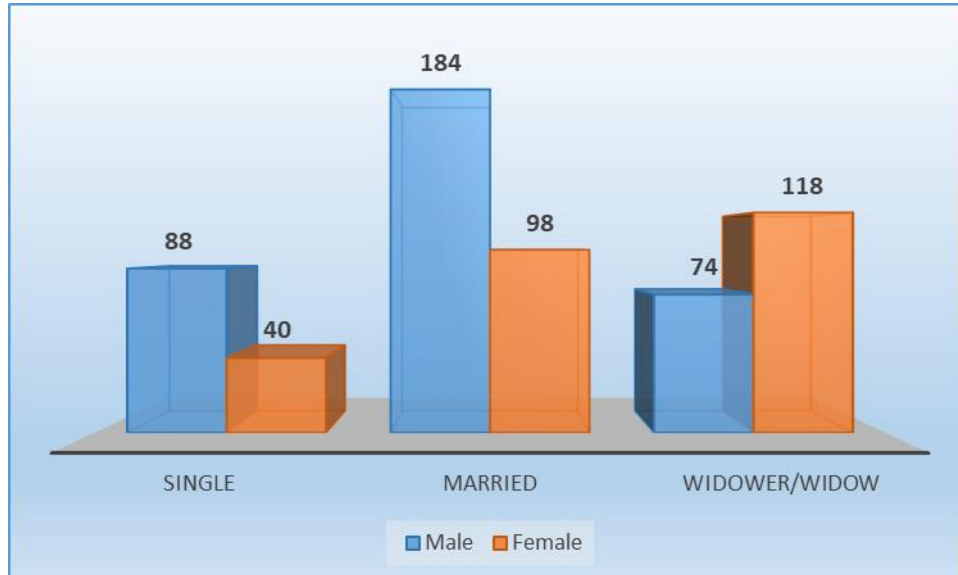
A different trend is seen in Pasil. Of the 19 deaths recorded in this municipality, 63.16 percent are widower/ widow; 10.52 percent are single and the remaining percentage are married. In like manner, there are no male deaths in Balbalan and female deaths in Tanudan whose civil status is single.

According to sex, about 3 in every 10 male deaths are married.

For female deaths, about 2 in every 10 deaths are widowed and the highest number is registered in Tabuk City.



Figure3. Number of Registered Deaths by Civil Status and Sex: Kalinga  
1<sup>st</sup> Semester, 2022



### About Two in Every One Hundred Deaths in the Province are Less than 1 Year Old

Of the total registered deaths in the province for the 1st semester, 13 or 2.16 percent are less than 1 year old. This is 0.13 percent higher than the recorded deaths of less than 1-year old babies in the same semester of 2021 at 2.03 percent. According to registration status of these baby deaths, all are registered timely.

### About One in Every Ten Deaths is 78 to 83 Years Old

According to age group, most of the deaths in the 1st semester are from age group 78 to 83 years old. 75 deaths or 12.46 percent are listed in this age group. This is followed by age group 72 to 77 years at 12.29 percent.

Of the 78 to 83 years old whose death certificates are registered in the 1st semester; 37 are males and 38 are females.

In the same quarter of 2021, the highest number of deaths are recorded by age group 81 to 85 years with 42 deaths.



## About Seven in Every Ten Deaths Occur at Home

According to place type, majority of the deaths in the 1st semester occurred at home with 428 deaths or 71.20 percent. This is lower by 11.20 percent compared to the deaths that happened at home in the same semester last year.

Tabuk City is the highest contributor of deaths that occurred at home with 58.41 percent followed by Pinukpuk at 14.02 percent. All deaths in Pasil, Tanudan and Tinglayan happened at home.

By sex, 52.90 percent of the deaths that occurred at home are males while 47.09 percent are females.

## About One in Every Five Deaths is Attended by Hospital Authority

Of the registered deaths in the 1st semester of 2022, 174 or 28.90 percent are attended by hospital authority. Majority of which are registered in Tabuk City. This is lower by 15.53 percent compared to the same semester last year.

*Death - Permanent disappearance of all evidence of life at any time after live births has taken place (postnatal cessation of vital functions without capability of resuscitation)*



MARIBEL M. DALAYDAY  
Chief Statistical Specialist



/jld



[www.psa.gov.ph](http://www.psa.gov.ph)



[officialkalingaPSA](https://www.facebook.com/officialkalingaPSA)



[psakalinga32@yahoo.ph](mailto:psakalinga32@yahoo.ph)



Management System  
ISO 9001:2015

