



SPECIAL RELEASE

CROPS SITUATION IN BENGUET 2024

Date of Release: 27 May 2025

Reference No.: 2025CAR11SR-05-027

Explanatory Notes

This special release presents the Crops Situation of Benguet for the year 2024. Crops Production comprises of two sectors which is the Cereals Production Survey and Other Crops Production Survey. Additionally, Cereal production comprises of two subsectors namely, Palay Production Survey (PPS) and Corn Production Survey (CPS), while on the other hand, Other Crops includes three subsectors, Vegetables and Root Crops Survey, Fruit Crops Survey and Non-Food Industrial Crops Survey (NFICS). The annual data of Cereals and Other Crops include the estimates for production and area harvested for analysis which serves as a basis for policy-making and projects on crops. The data provided in this special release were taken from the latest available data of the Palay and Corn Production Survey (PCPS) and Crops Production Survey (CrPS) of the Crops Statistics Division, Economic Sector Statistics Service, Sectoral Statistics office of the Philippine Statistics Authority (PSA). This information presented in this special release was taken from www.openstat.psa.gov.ph.

Crops production in the province improved by 5.14 percent in 2024

The total crops production in Benguet in 2024 was estimated at 411,148.59 metric tons. It improved by 5.14 percent with an absolute value of 20,093.84 metric tons. However, the Province's total area harvested in the current period declined by 3.27 percent, registering 28,926.87 hectares from 29,906.00 hectares in 2023. (Table 1)

Table 1. Total crops production and area harvested in Benguet, 2023-2024

	2023	2024	Percent Change
Production	391,054.75	411,148.59	5.14
Area Harvested	29,906.00	28,926.87	-3.27


Source: Philippine Statistics Authority



Other Crops contributed the largest share in production and area harvested in 2024

Crops production in the province of Benguet reached 411,148.59 metric tons in 2024. Other Crops sector contributed the largest share with 95 percent or 392,367.44 metric tons, while Cereals contributed at least 18,781.15 metric tons or 5 percent of the total crop production. (Figure 1)

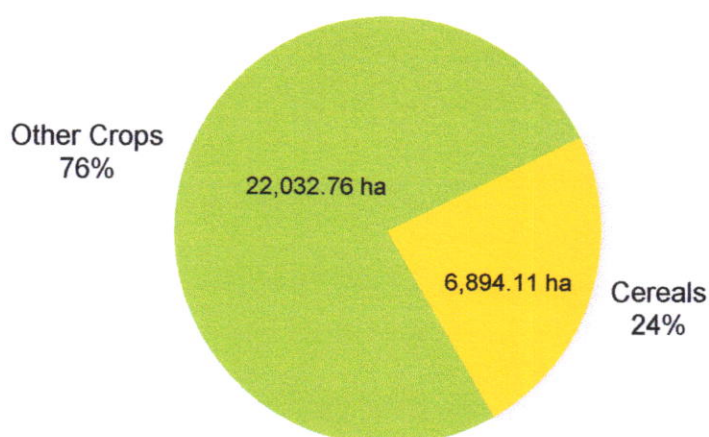
Figure 1. Percentage share in the total volume of production of crops:
Benguet, 2024



Source: Philippine Statistics Authority

Of the total crops production in the province, other crops had the largest production since it has the widest farming area with 22,032.76 hectares or 76 percent of the total crops area of production in the province in 2024. (Figure 2)

Figure 2. Percentage share in the total area harvested of crops: Benguet,
2024



Source: Philippine Statistics Authority

Other Crops situation by sub-sector, 2023- 2024

The total production of Other Crops in Benguet in 2024 was estimated at 392,367.44 metric tons. It improved by 6.31 percent with an absolute value of 23,302.64 metric tons. Similarly, the province's total area harvested in the current period declined by 3.86 percent, registering a total of 22,032.76 hectares from 22,917.82 hectares in 2023. (Table 2)

Vegetables and rootcrops increased by 5.37 percent in production and decreased by 4.33 percent in area harvested. The decrease was attributed by weather effects that occurred during the year. Meanwhile, an increase in production and area harvested was observed in non-food industrial crops with 52.11 and 52.25 percent, respectively. On the other hand, fruit crops subsector achieved a positive change in production at 0.24 percent while the area harvested declined by 34.47 percent. (Table 2)

Table 2. Other crops production and area harvested by subsector, Benguet, 2023-2024

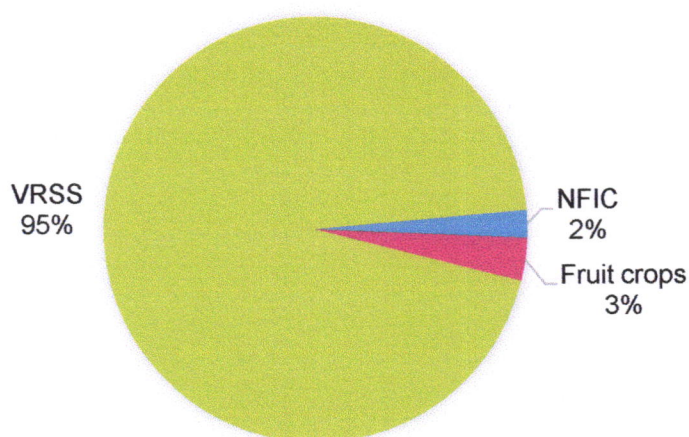
COMMODITY	2023	2024	Percent Change
OTHER CROPS			
Production	369,064.80	392,367.44	6.31
Area Harvested	22,917.82	22,032.76	-3.86
VEGETABLES AND ROOTCROPS			
Production	352,551.29	371,491.71	5.37
Area Harvested	19,814.70	18,957.32	-4.33
FRUIT CROPS			
Production	8,334.28	12,676.97	52.11
Area Harvested	1,201.51	1,829.28	52.25
NON-FOOD INDUSTRIAL CROPS			
Production	8,179.23	8,198.76	0.24
Area Harvested	1,901.61	1,246.16	-34.47

Source: Philippine Statistics Authority

Vegetables and rootcrops subsector contributed the largest share in other crops production and area harvested in 2024

Other crops production in the province of Benguet reached 392,367.44 metric tons in 2024. Vegetables and rootcrops subsector contributed the largest share with 95 percent or 371,491.71 metric tons. (Figure 3)

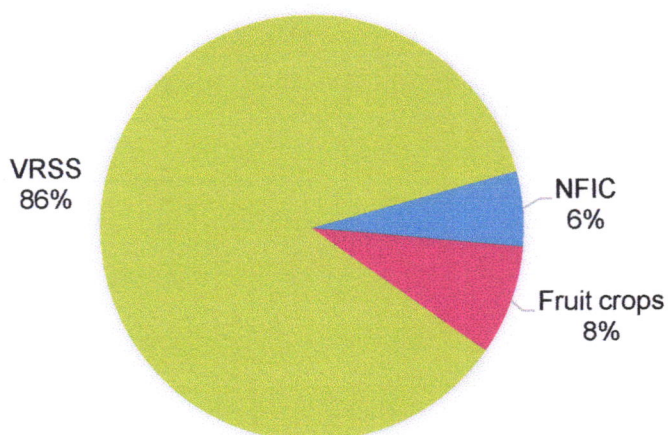
Figure 3. Percentage distribution of Other Crops in the volume of production: Benguet, 2024



Source: Philippine Statistics Authority

In the same manner, vegetables and rootcrops subsector had the largest production since it has the widest farming area with 18,957.32 hectares or 86 percent of the total area of production in the province in 2024. (Figure 4)

Figure 4. Percentage distribution of Other Crops in area harvested: Benguet, 2024



Source: Philippine Statistics Authority

Cereals production declined by 14.50 percent in 2024

The total cereals production in Benguet in 2024 was estimated at 18,781.15 metric tons. It declined by 14.60 percent with an absolute value of 3,208.80 metric tons. Similarly, the province's total area harvested in the current period declined by 1.35 percent, registering 6,894.11 hectares from 6,988.18 hectares in 2023. (Table 3)

The total palay production in Benguet was estimated at 18,403.9 metric tons in 2024 which is 14.50 percent lower than in 2023 with 21,524.15 metric tons. Similarly, corn declined by 19.01 percent from the total production of 465.80 metric tons in 2023. Likewise, the total area harvested of corn and palay in 2024 declined by 10.67 and 1.11 percent, respectively.

Table 3. Total cereals production and area harvested of Benguet: 2023-2024


COMMODITY	2023	2024	Percent Change
CEREALS			
Production	21,989.95	18,781.15	-14.60
Area Harvested	6,988.18	6,894.11	-1.35
PALAY SUBSECTOR			
Production	21,524.15	18,403.90	-14.50
Area Harvested	6,817.18	6,741.36	-1.11
CORN SUBSECTOR			
Production	465.80	377.25	-19.01
Area Harvested	171.00	152.75	-10.67

Source: Philippine Statistics Authority

Palay subsector contributed the largest share in production and area harvested in 2024

Cereal production in the province of Benguet reached 18,781.15 metric tons in 2024. Palay subsector contributed the largest share with 98 percent or 18,403.90 metric tons. (Figure 5)


Figure 5. Percentage Distribution of Cereals in Volume of Production, Benguet 2024



Source: Philippine Statistics Authority

Meanwhile, of the total cereals production in the province, palay subsector had the largest production since it has the widest farming area with 6,741.36 hectares or 98 percent of the total area of production in the province in 2024. (Figure 6)

Figure 6. Percentage distribution of cereals in area harvested: Benguet, 2024



Source: Philippine Statistics Authority

TECHNICAL NOTES


Concepts and Definitions

Crop Production refers to the quantity produced and harvested for a particular crop during the reference period. It includes those measured but damaged, stolen, given away, consumed, given as harvesters' share, and reserved. Also included are those production from "pakyaw" and "contract growers". On the other hand, excluded are those produced but not harvested for whatever reason/s.

Area Planted refers to the actual physical area planted measured in hectares. This generally applies to area reported for permanent crops and multi-harvest temporary crops.

Area Harvested refers to the actual area from which harvests are realized expressed in hectares. This excludes crop area which was totally damaged. It may be smaller than the area planted. In crops statistics, this applies to mono-harvest temporary crops.

Yield per Hectare is an indicator of productivity derived by dividing the total production by the area planted/harvested for temporary crops



IMELDA L. BUYUCCAN
Chief Statistical Specialist
Benguet Provincial Statistical Office

/SMS