

SPECIAL RELEASE

2023 2ND QUARTER REGISTERED DEATHS IN KALINGA

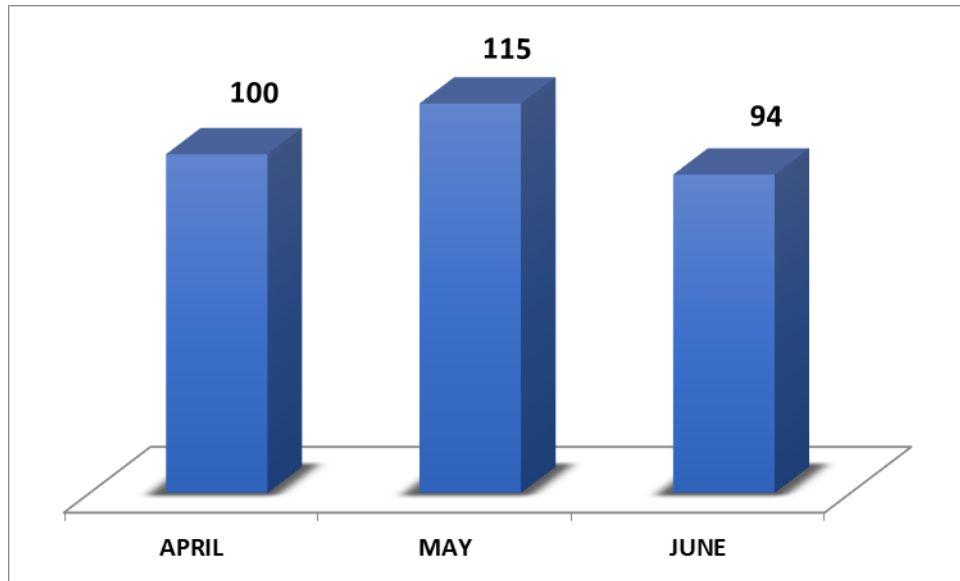
Date of Release: 27 July 2023
Reference No. 23CAR32-751

The number of registered deaths in the province of Kalinga for the second quarter of 2023 summed up to 309. The City of Tabuk has the highest death registered with 184 death occurrences or 59.55% of the total registered. Municipalities of Pasil and Tanudan recorded the least number of documented deaths with only 7 death occurrences followed by the municipalities of Balbalan and Lubuagan with 10 death occurrences.

Table1. Number of Deaths Registered by Municipality and by Month: Kalinga 2nd Quarter, 2023

Place of Registration	Month			TOTAL
	Apr	May	June	
Balbalan	3	3	4	10
Lubuagan	4	2	4	10
Pasil	4	0	3	7
Pinukpuk	17	10	14	41
Rizal	14	14	6	34
Tabuk City	54	72	58	184
Tanudan	2	4	1	7
Tinglayan	2	10	4	16
TOTAL	100	115	94	309

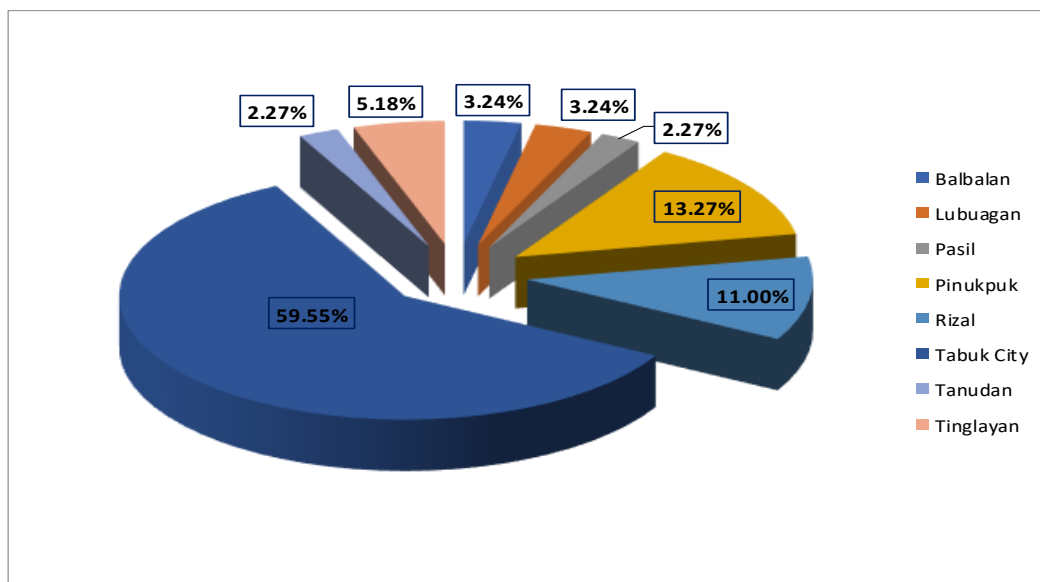
Figure1. Number of Registered Deaths by Month: Kalinga, 2nd Quarter 2023



Source: Decentralized Vital Statistics System 2011

The month of May has the highest number of registered deaths with 115 in the 2nd quarter 2023 followed by April with 100 and the least was June with 94 registered deaths.

Figure2. Percentage Distribution of Deaths by Municipality: Kalinga, 2nd Quarter 2023



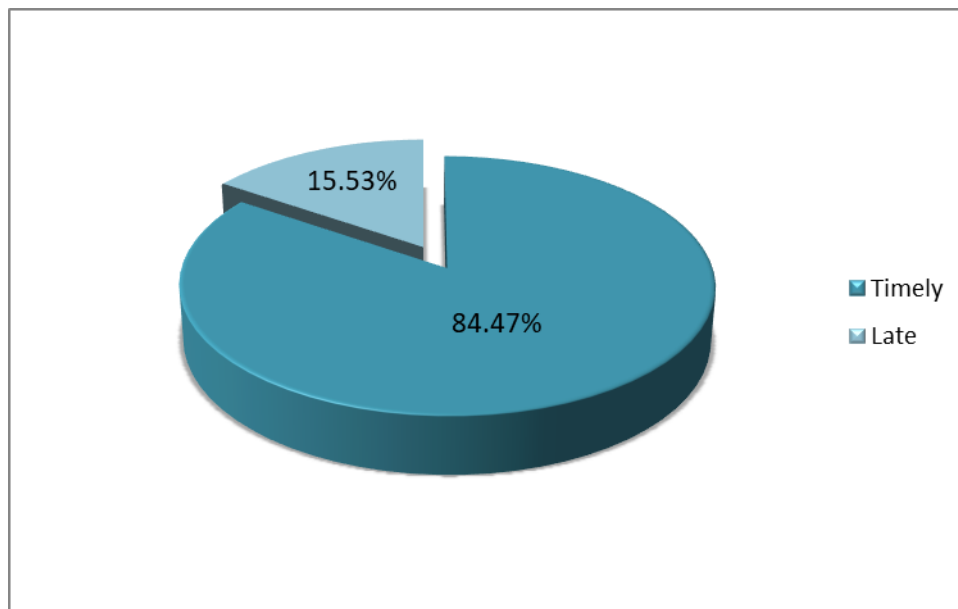
Source: Decentralized Vital Statistics System 2011



More than half or 59.55 percent of the total number of registered deaths in Kalinga for the 2nd Quarter 2023 were from City of Tabuk. The remaining 40.45 percent came from the seven municipalities of the province. Pasil and Tanudan has the least with 2.27 percent of the total number of registered deaths in Kalinga.

In the province, 84.47 percent of the deaths were registered on time (261) compared to 15.53 percent (48) registered late.

Figure3. Percentage of Registration Status: Kalinga, 2nd Quarter 2023



Source: Decentralized Vital Statistics System 2011



Table2. Number of Deaths Registered by Municipality, by Registration Status:
April, 2023

Place of Registration	APRIL	
	Timely	Late
Balbalan	2	1
Lubuagan	4	0
Pasil	3	1
Pinukpuk	15	2
Rizal	12	2
Tabuk City	48	6
Tanudan	1	1
Tinglayan	1	1

In April 2023, there were more registered timely than late with 86 out of 100 registered. Tabuk City has higher number of registered timely than late with 48. Lubuagan has no registered late documents. Same number of documents registered timely and late for Tanudan and Tinglayan.

Table3. Number of Deaths Registered by Municipality, by Registration Status:
May, 2023

Place of Registration	MAY	
	Timely	Late
Balbalan	2	1
Lubuagan	2	0
Pasil	0	0
Pinukpuk	4	6
Rizal	10	4
Tabuk City	64	8
Tanudan	4	0
Tinglayan	9	1

Higher rate of registered timely than late was observed in the month of May 2023. Lubuagan and Tanudan has no late registered documents. Balbalan and Tinglayan have only 1 late registered document. Pasil have neither late or timely registered document.



Table4. Number of Deaths Registered by Municipality, by Registration Status:
June, 2023

Place of Registration	JUNE	
	Timely	Late
Balbalan	3	1
Lubuagan	4	0
Pasil	3	0
Pinukpuk	10	4
Rizal	6	0
Tabuk City	49	9
Tanudan	1	0
Tinglayan	4	0

Among the eight (8) city/municipalities of the province, Tabuk City has higher number of registered timely than all the other municipalities. It is observed that Lubuagan, Pasil, Tanudan and Tinglayan have no late registered document.



MARIBEL M. DALAYDAY
Chief Statistical Specialist

