

# SPECIAL RELEASE

## 2023 2<sup>ND</sup> QUARTER REGISTERED BIRTHS IN KALINGA

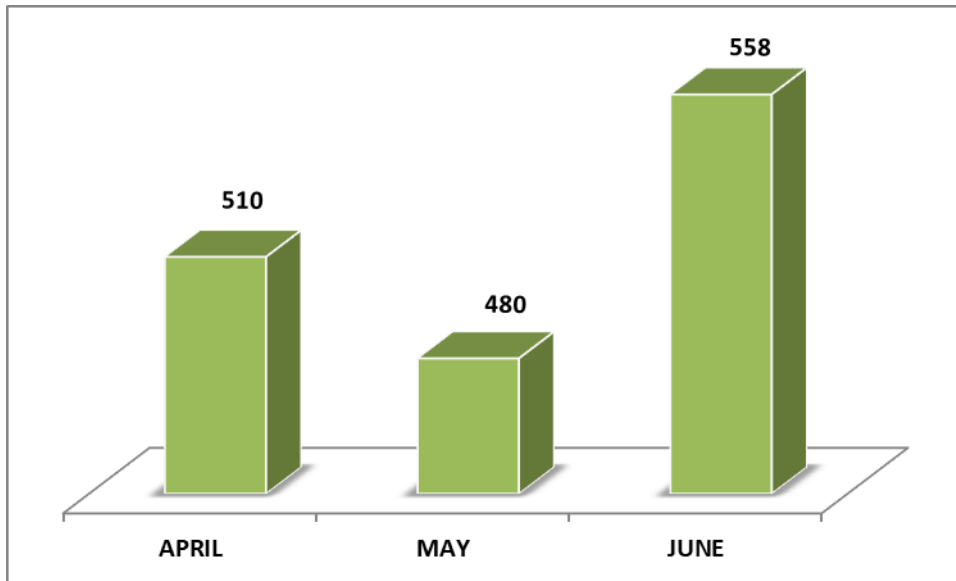
**Date of Release:** 27 July 2023  
**Reference No.** 23CAR32-749

The number of registered births in the province of Kalinga for the second quarter of 2023 summed up to 1,548. The City of Tabuk has the highest birth registered with 1019 birth occurrences or 65.83% of the total registered births for the 2<sup>nd</sup> quarter 2023. The Municipality of Tanudan recorded the least number of documented births with 21 birth occurrences followed by the municipalities of, Pasil and Balbalan with 31 and 44 birth occurrences respectively.

Table1. Number of Births Registered by Municipality and by Month: Kalinga 2<sup>nd</sup> Quarter, 2023

Place of Registration	Month			Total
	Apr	May	June	
Balbalan	11	20	13	44
Lubuagan	30	32	24	86
Pasil	12	9	10	31
Pinukpuk	57	29	76	162
Rizal	25	21	25	71
Tabuk City	304	342	373	1019
Tanudan	4	9	8	21
Tinglayan	67	18	29	114
<b>TOTAL</b>	<b>510</b>	<b>480</b>	<b>558</b>	<b>1548</b>

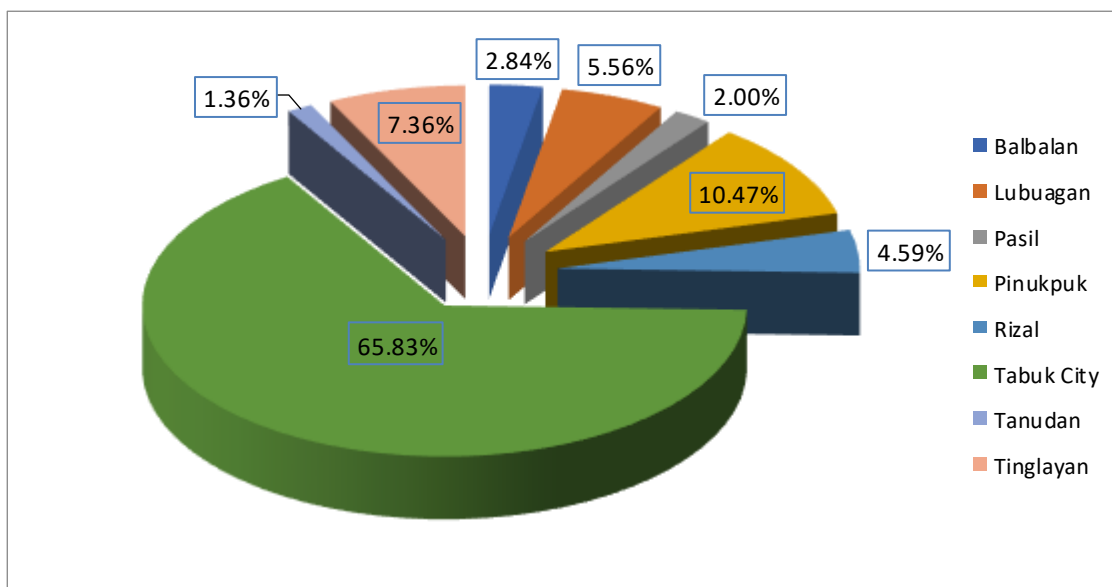
Figure1. Number of Registered Births by Month: Kalinga, 2<sup>nd</sup> Quarter 2023



Source: Decentralized Vital Statistics System 2011

The month of June recorded the highest number of registered births with 558 in the 2<sup>nd</sup> quarter of 2023 followed by April with 510 and the least was May with 480 registered births.

Figure2. Percentage Distribution of Live Births by Municipality: Kalinga, 2<sup>nd</sup> Quarter 2023

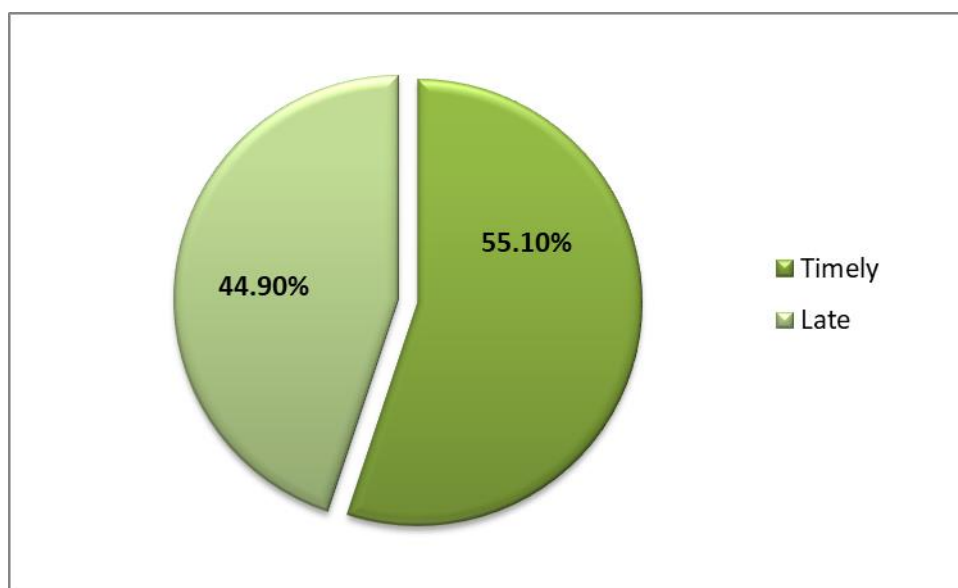


Source: Decentralized Vital Statistics System 2011

Almost two-thirds or 65.83 percent of the total number of registered births in Kalinga for the 2<sup>nd</sup> Quarter 2023 were from City of Tabuk. The remaining 34.17 percent came from the seven municipalities of the province. Tanudan have the least with 1.36 percent of the total number of registered live births in Kalinga.

In the province, more than half (55.10 percent) of the babies born were registered on time (853) compared to 44.90 percent (695) registered late.

Figure3. Percentage of Registration Status: Kalinga, 2<sup>nd</sup> Quarter 2023



Source: Decentralized Vital Statistics System 2011

Table2. Number of Births Registered by Municipality, by Registration Status: April, 2023

Place of Registration	APRIL	
	Timely	Late
Balbalan	3	8
Lubuagan	4	26
Pasil	1	11
Pinukpuk	5	52
Rizal	16	9
Tabuk City	236	68
Tanudan	0	4
Tinglayan	0	67



In April 2023, there were more registered timely than late with 265 out of 510 registered. Tabuk City has higher number of registered timely than late with 236. The municipalities of Balbalan, Lubuagan, Pasil and Pinukpuk, have higher number of registered late than timely. Tanudan and Tinglayan have not recorded timely registration.

Table3. Number of Births Registered by Municipality, by Registration Status:  
May, 2023

Place of Registration	MAY	
	Timely	Late
Balbalan	1	19
Lubuagan	5	27
Pasil	0	9
Pinukpuk	4	25
Rizal	17	4
Tabuk City	260	82
Tanudan	0	9
Tinglayan	1	17


Higher rate of registered timely than late was observed in the month of May 2023. All municipalities except Tabuk City and Rizal have higher number of registered late than timely. Pasil and Tanudan have no registration for timely.



Table4. Number of Births Registered by Municipality, by Registration Status:  
June, 2023

Place of Registration	JUNE	
	Timely	Late
Balbalan	2	11
Lubuagan	7	17
Pasil	0	10
Pinukpuk	8	68
Rizal	15	10
Tabuk City	268	105
Tanudan	0	8
Tinglayan	0	29

Among the eight (8) city/municipalities of the province, Tabuk City and Rizal have higher number of registered timely than late registration. There is no registered timely in the municipalities of Pasil, Tanudan and Tinglayan.



MARIBEL M. DALAYDAY  
Chief Statistical Specialist

