

SPECIAL RELEASE

2023 2ND QUARTER REGISTERED MARRIAGES IN KALINGA

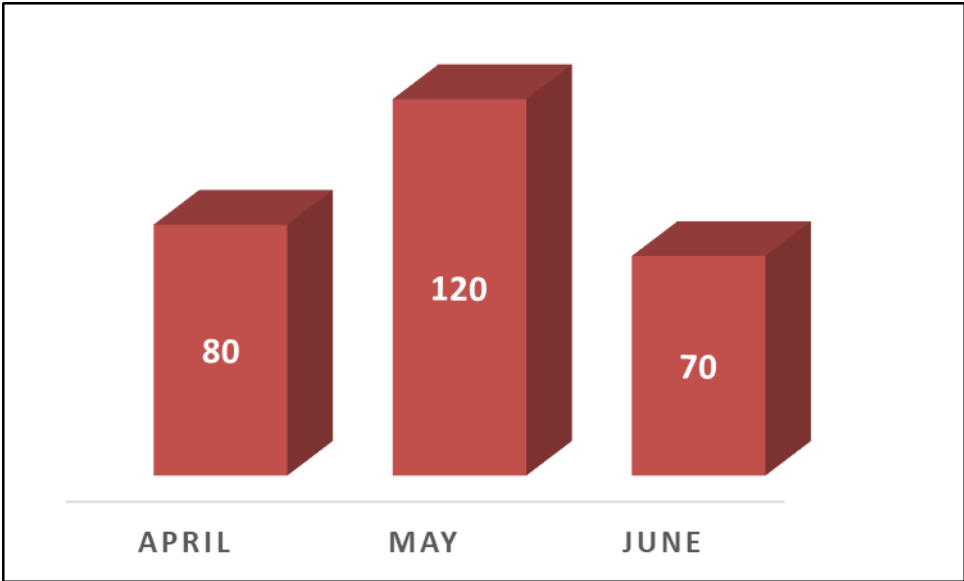
Date of Release: 27 July 2023
Reference No. 23CAR32-750

The number of registered marriages in the province of Kalinga for the second quarter of 2023 summed up to 270 which is lower by 17 compared to last quarter. The City of Tabuk has the highest marriage registered with 137 marriage occurrences or 50.74% of the total registered marriages for the 2nd quarter 2023. Municipality of Balbalan recorded the least number of documented marriages with 6 marriage occurrences followed by the municipalities of Lubuagan and Pasil with 12 and 13 marriage occurrences in 2nd quarter 2023.

Table1. Number of Marriages Registered by Municipality and by Month:
Kalinga 2nd Quarter, 2023

Place of Registration	Month			TOTAL
	Apr	May	June	
Balbalan	1	4	1	6
Lubuagan	7	5	0	12
Pasil	6	6	1	13
Pinukpuk	9	20	7	36
Rizal	12	14	8	34
Tabuk City	33	64	40	137
Tanudan	5	5	4	14
Tinglayan	7	2	9	18
TOTAL	80	120	70	270

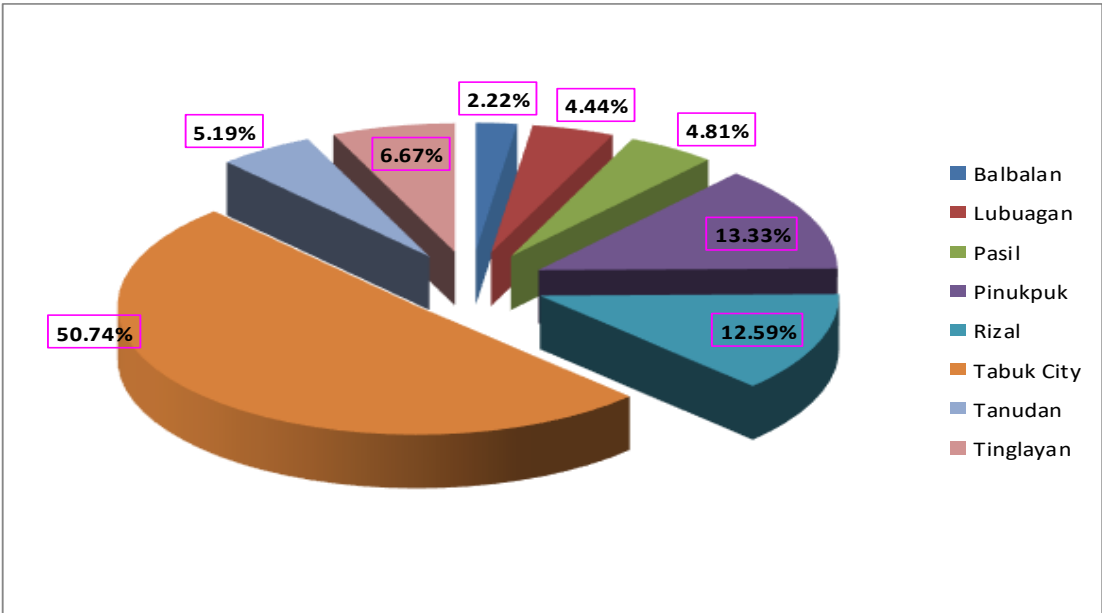
Figure1. Number of Registered Marriages by Month: Kalinga, 2nd Quarter 2023



Source: Decentralized Vital Statistics System 2011

The month of May has the highest number of registered marriages with 120 in the 2nd quarter 2023 followed by April with 80 and the least was June with 70 registered births.

Figure2. Percentage Distribution of Live Marriages by Municipality: Kalinga, 2nd Quarter 2023

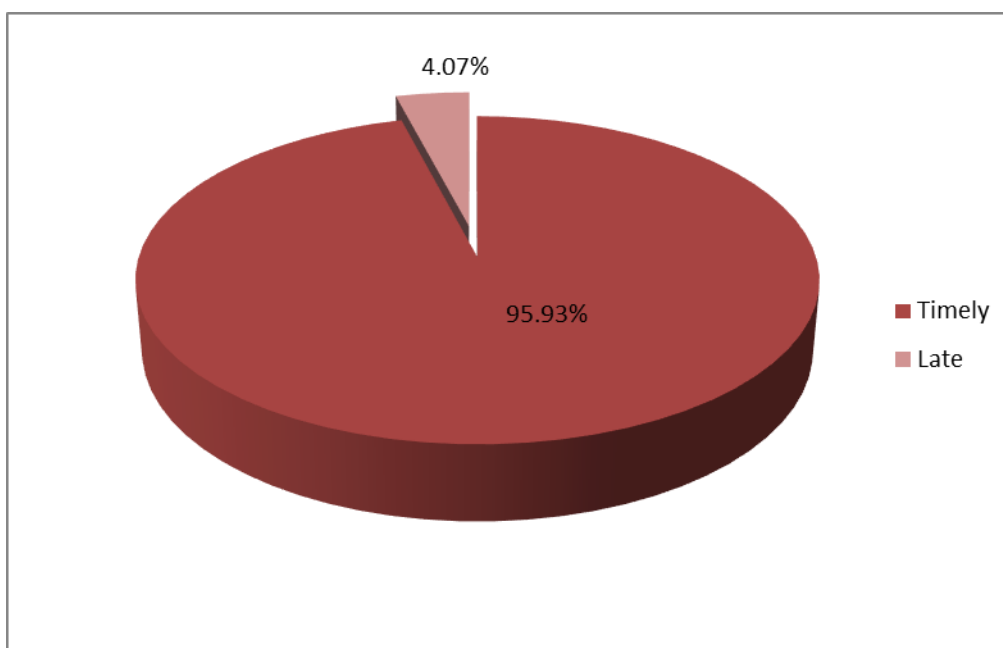


Source: Decentralized Vital Statistics System 2011

Half or 50.74 percent of the total number of registered marriages in Kalinga for the 2nd Quarter 2023 were from City of Tabuk. The remaining 49.26 percent came from the 7 municipalities of the province. Balbalan has the least with 2.22 percent of the total number of registered marriages in Kalinga.

In the province, almost all (95.93 percent) of marriages were registered on time (259) compared to 4.07 percent (11) registered late.

Figure3. Percentage of Registration Status: Kalinga, 2nd Quarter 2023



Source: Decentralized Vital Statistics System 2011



Table2. Number of Marriages Registered by Municipality, by Registration Status: April, 2023

Place of Registration	APRIL	
	Timely	Late
Balbalan	1	0
Lubuagan	7	0
Pasil	5	1
Pinukpuk	9	0
Rizal	12	0
Tabuk City	30	3
Tanudan	5	0
Tinglayan	7	0

In April 2023, there were more registered timely than late with 76 out of 80 registered. Tabuk City has higher number of registered timely than late with 30. It was seconded by the municipality of Rizal with 12. The municipalities of Balbalan, Lubuagan, Pinukpuk, Rizal, Tanudan and Tinglayan have no record of late registration.

Table3. Number of Marriages Registered by Municipality, by Registration Status: May, 2023

Place of Registration	MAY	
	Timely	Late
Balbalan	4	0
Lubuagan	5	0
Pasil	6	0
Pinukpuk	20	0
Rizal	14	0
Tabuk City	59	5
Tanudan	5	0
Tinglayan	2	0

Higher rate of registered timely than late was observed in the month of May 2023. Only Tabuk City has a record on late registration with 5.



Table4. Number of Marriages Registered by Municipality, by Registration Status: June, 2023

Place of Registration	JUNE	
	Timely	Late
Balbalan	1	0
Lubuagan	0	0
Pasil	1	0
Pinukpuk	5	2
Rizal	8	0
Tabuk City	40	0
Tanudan	4	0
Tinglayan	9	0

Among the eight (8) city/municipalities of the province, Tabuk City has higher number of registered timely. Zero rates of delayed registration were recorded for the municipalities of Balbalan, Lubuagan, Pasil, Rizal, Tabuk City, Tanudan and Tinglayan. Lubuagan has neither registration in their municipality.



MARIBEL M. DALAYDAY
Chief Statistical Specialist

