

SPECIAL RELEASE

2023 1ST QUARTER REGISTERED MARRIAGES IN KALINGA

Date of Release: 25 April 2023

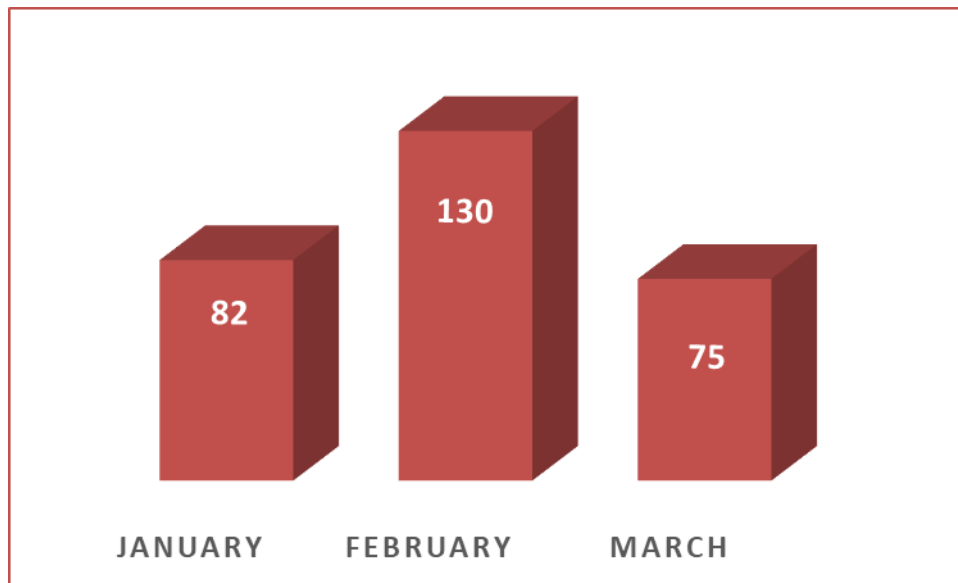
Reference No. 23CAR32-429

The number of registered marriages in the province of Kalinga for the first quarter of 2023 summed up to 287. The City of Tabuk has the highest marriage registered with 135 marriage occurrences or 47.04% of the total registered marriages for the 1st quarter 2023. Municipality of Pasil recorded the least number of documented marriages with 4 marriage occurrences followed by the municipality of Lubuagan with 17 marriage occurrences in 1st quarter 2023.

Table1. Number of Marriages Registered by Municipality and by Month:
Kalinga 1st Quarter, 2023

Place of Registration	Month			TOTAL
	Jan	Feb	Mar	
Balbalan	4	15	3	22
Lubuagan	9	4	4	17
Pasil	2	1	1	4
Pinukpuk	8	17	3	28
Rizal	14	10	8	32
Tabuk City	35	57	43	135
Tanudan	7	11	6	24
Tinglayan	3	15	7	25
TOTAL	82	130	75	287

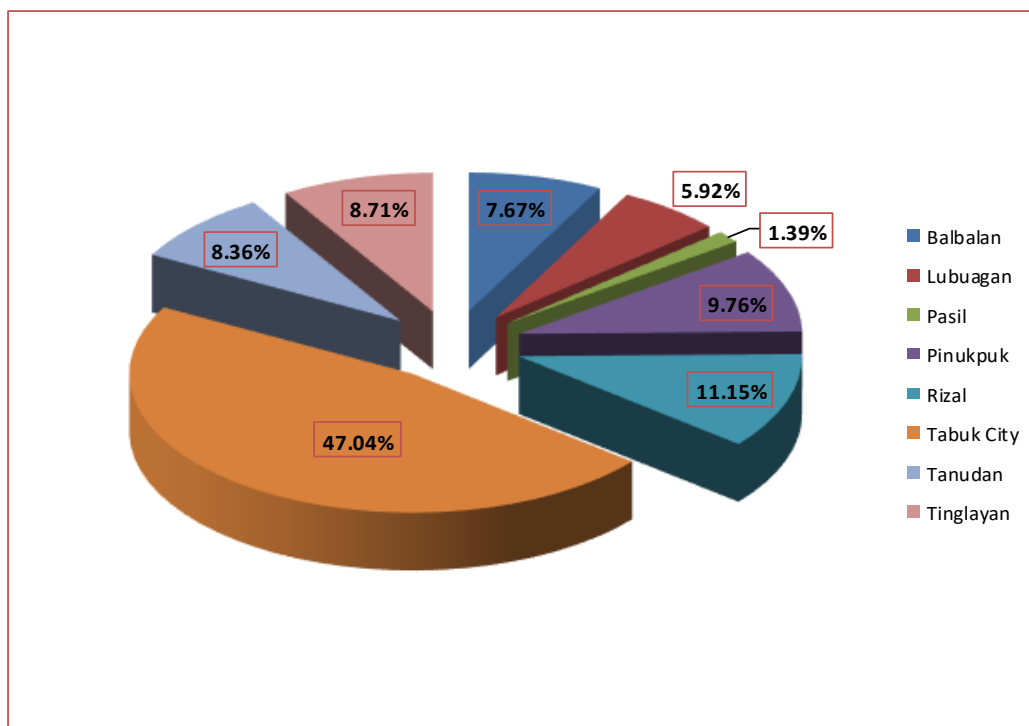
Figure1. Number of Registered Marriages by Month: Kalinga, 1st Quarter 2023



Source: Decentralized Vital Statistics System 2011

The month of February has the highest number of registered marriages with 130 in the 1st quarter 2023 followed by January with 82 and the least was March with 75 registered births.

Figure2. Percentage Distribution of Live Marriages by Municipality: Kalinga, 1st Quarter 2023

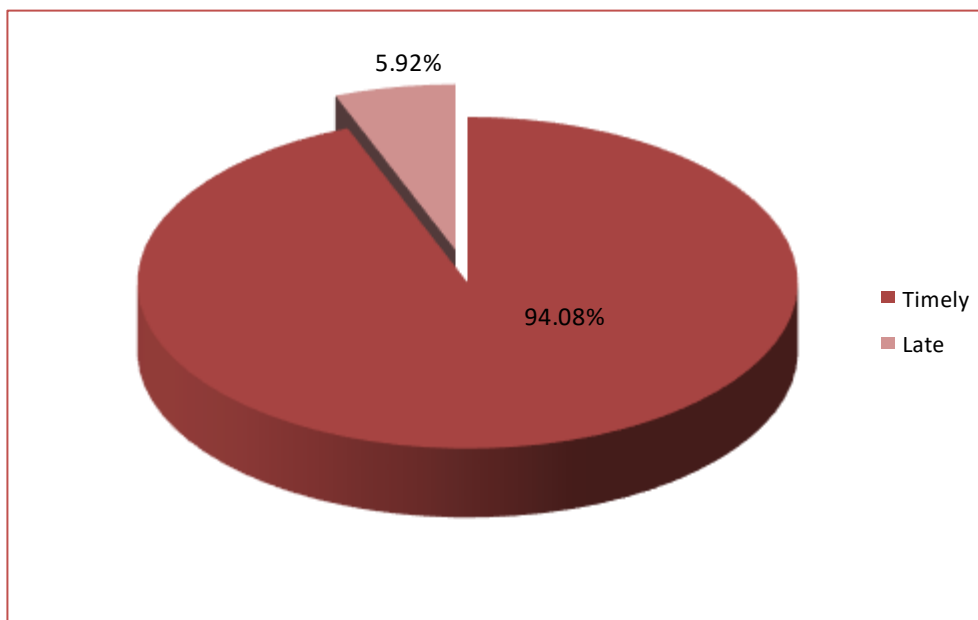


Source: Decentralized Vital Statistics System 2011

Almost half or 47.04 percent of the total number of registered marriages in Kalinga for the 1st Quarter 2023 were from City of Tabuk. The remaining 52.96 percent came from the 7 municipalities of the province. Pasil has the least with 1.39 percent of the total number of registered live births in Kalinga.

In the province, almost all (94.08 percent) of marriages registered on time (270) compared to 5.92 percent (17) registered late.

Figure3. Percentage of Registration Status: Kalinga, 1st Quarter 2023



Source: Decentralized Vital Statistics System 2011



Table2. Number of Marriages Registered by Municipality, by Registration Status: January, 2023

Place of Registration	JANUARY	
	Timely	Late
Balbalan	4	0
Lubuagan	9	0
Pasil	1	1
Pinukpuk	6	2
Rizal	14	0
Tabuk City	33	2
Tanudan	7	0
Tinglayan	3	0

In January 2023, there were more registered timely than late with 77 out of 82 registered. Tabuk City has higher number of registered timely than late with 33. It was seconded by the municipality of Lubuagan with 14. The municipalities of Balbalan, Lubuagan, Rizal and Tanudan have no record of late registration.

Table3. Number of Marriages Registered by Municipality, by Registration Status: February, 2023

Place of Registration	FEBRUARY	
	Timely	Late
Balbalan	15	0
Lubuagan	4	0
Pasil	1	0
Pinukpuk	16	1
Rizal	10	0
Tabuk City	55	2
Tanudan	9	2
Tinglayan	13	2

Higher rate of registered timely than late was observed in the month of February 2023. The municipalities of Balbalan, Lubuagan, Pasil, and Rizal recorded zero on its late registration. Pasil recorded one timely and Pinukpuk recorded one late.

Table4. Number of Marriages Registered by Municipality, by Registration Status: March, 2023

Place of Registration	MARCH	
	Timely	Late
Balbalan	2	1
Lubuagan	4	0
Pasil	1	0
Pinukpuk	2	1
Rizal	8	0
Tabuk City	40	3
Tanudan	6	0
Tinglayan	7	0

Among the eight (8) city/municipalities of the province, Tabuk City has higher number of registered timely. Zero rates of delayed registration were recorded for the municipalities of Lubuagan, Pasil, Rizal, Tanudan and Tinglayan. Pasil has only one timely registration in their municipality.



MARIBEL M. DALAYDAY
Chief Statistical Specialist

