

SPECIAL RELEASE

VITAL EVENTS FIRST QUARTER 2023 MUNICIPALITY OF LAMUT

Date of release: 08 June 2023

Reference No. SR-2023-021

This special release presents statistics on vital events occurring for the first quarter of 2023 in the municipality of Lamut, Ifugao. This publication shows the total registered birth, marriage, and death statistics by registration status, sex, legitimacy status, age, type of ceremony, and place type. The civil registry documents transmitted monthly by the Local Civil Registry Office (LCRO)-Lamut to Ifugao Provincial Statistical Office for machine processing served as the source of data in preparation of this special release.

BIRTH REGISTRATION



Live birth is defined as complete expulsion or extraction from its mother of a product of conception, irrespective of the duration of the pregnancy, which after such separation, breathes or shows any other evidence of life, such as beating of the heart, pulsation of the umbilical cord, or definite movement of voluntary muscles, whether or not the umbilical cord has been cut or the placenta is attached, each product of such a birth is considered live born.

Table 1 shows a total of 337 live births were registered in the municipality of Lamut for the first quarter of 2023. The month of January recorded the most at 40% live births. It was followed by the month of February and March, both with 30%. By sex disaggregation, male registration had a total of 53% while female registration had 47%.

**TABLE 1. Total Registered Live Births by Month and by Sex, Lamut:
1st Quarter 2023**

Municipality	Month			Sex		
	Jan	Feb	Dec	Both Sexes	Male	Female
Lamut	137	100	100	337	177	160

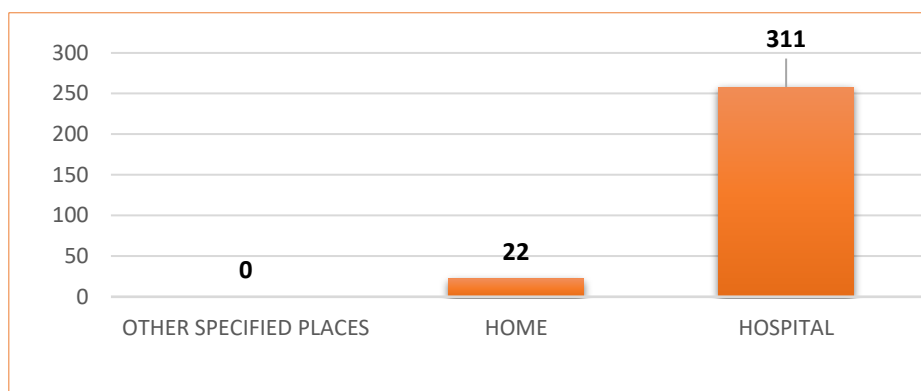
In table 2, it shows that 90% were timely registered and 10% were late registered. Moreover, there were 54% legitimate babies and 46% were illegitimate babies. Legitimate babies were higher by 27. More babies were born of wedlock.

TABLE 2. Total Registered Live Births by Registration and by Legitimacy Status, Lamut: 1st Quarter 2023

Municipality	Registration Status		Legitimacy Status	
Lamut	Timely	Late	Legitimate	Illegitimate
	304	33	182	155

Figure 1 shows that almost all registered births were recorded in the hospital (92%), while registered births at home recorded 8% of the total births.

FIGURE 1. Registered Live Births by Place Type, Lamut: 1st Quarter 2023



MARRIAGE REGISTRATION



Marriage is defined as a contract of permanent union between a man and a woman entered into in accordance with law for the establishment of conjugal and family life. It is the foundation of the family and an inviolable social institution whose nature, consequences, and incidence are governed by law and not subject to stipulation, except that marriage settlements may fix the property relations during the marriage within the limits provided in the Family Code of the Philippines.

In the first quarter, a total of 40 marriages were registered in the municipality of Lamut. The month of March recorded the most at 53% marriages. It was followed by the month of February and January with 13% and 34%, respectively.

Table 3 shows that all 22 registered marriages were recorded timely within the reglementary period of 30 days.

TABLE 3. Total Registered Marriages by Month and Registration Status, Lamut: 1st Quarter 2023

Municipality	Month			Registration Status	
Lamut	Jan	Feb	Mar	Timely	Late
	14	5	21	39	1

In the figure below, it shows that weddings conducted by Civil had the highest registered marriages at 62%, followed by Other Religious Rites and the Roman Catholic Church with 20% and 18%, respectively.

FIGURE 2. Total Registered Marriages by Type of Ceremony, Lamut: 1st Quarter 2023

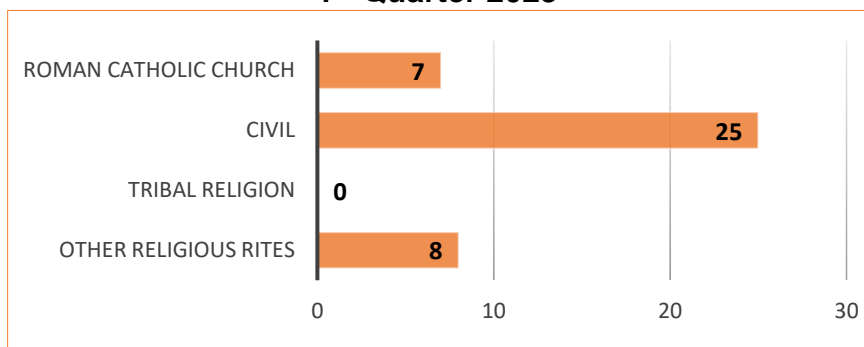
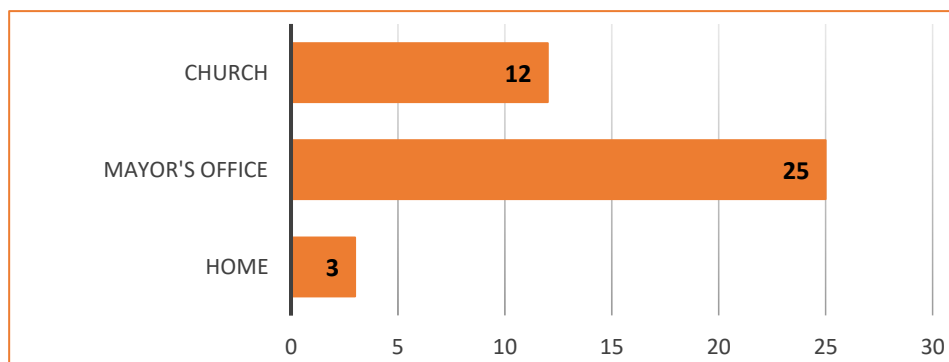


Figure 3 shows that among the place types for marriage, weddings held at the mayor’s office had the highest number of registered marriages at 62%, followed by the church at 30%, and other specified places at 8%.

FIGURE 3. Total Registered Marriages by Place Type, Lamut: 1st Quarter 2023



DEATH REGISTRATION



Death refers to the permanent disappearance of all evidence of life at any time after live birth has taken place (postnatal cessation of vital function without capability of resuscitation).

In the first quarter, a total of 54 deaths were registered in the municipality of Lamut. The month of January recorded the most at 39% deaths. It was followed by the month of February and March with 33% and 28%, respectively.

Table 4 shows that by sex disaggregation, there were more male death registration (56%) than female death registration (44%).

**TABLE 4. Total Registered Deaths by Month and by Sex, Lamut:
1st Quarter 2023**

Municipality	Month			Sex		
Lamut	Jan	Feb	Mar	Both Sexes	Male	Female
	21	18	15	54	30	24

Table 5 shows that by civil status, deaths with married status were at 44%, widows/widowers at 30%, and singles with 26%. Moreover, majority of deaths were registered within the reglementary period of 30 days.

**TABLE 5. Total Registered Deaths by Civil and Registration status, Lamut:
1st Quarter 2023**

Municipality	Civil Status			Registration Status	
Lamut	Single	Married	Widower	Timely	Late
	14	24	16	35	2



DELANO C. BOLISLIS, JR.
Chief Statistical Specialist
Provincial Statistical Office-Ifugao