



SPECIAL RELEASE

VITAL EVENTS FIRST QUARTER 2023 MUNICIPALITY OF LAGAWE

Date of release: 09 June 2023

Reference No. SR-2023-020

This special release presents statistics on vital events occurring for the first quarter of 2023 in the municipality of Lagawe, Ifugao. This publication shows the total registered birth, marriage, and death statistics by registration status, sex, legitimacy status, age, type of ceremony, and place type. The civil registry documents transmitted monthly by the Local Civil Registry Office (LCRO)-Lagawe to Ifugao Provincial Statistical Office for machine processing served as the source of data in preparation of this special release.

BIRTH REGISTRATION



Live birth is defined as complete expulsion or extraction from its mother of a product of conception, irrespective of the duration of the pregnancy, which after such separation, breathes or shows any other evidence of life, such as beating of the heart, pulsation of the umbilical cord, or definite movement of voluntary muscles, whether or not the umbilical cord has been cut or the placenta is attached, each product of such a birth is considered live born.

In table 1, it shows that a total of 72 live births were registered in the municipality of Lagawe for the first quarter of 2023. The month of March recorded the most at 39% live births. It was followed by the month of January and February with 37% and 24%, respectively. By sex disaggregation, both male and female had an equal number of registrations.

**TABLE 1. Total Registered Live Births by Month and by Sex, Lagawe:
1st Quarter 2023**

Municipality	Month			Sex		
	Jan	Feb	Mar	Both Sexes	Male	Female
Lagawe	27	17	28	72	36	36

2nd Floor RTK Building Corner Cutia Drive, Pob. South, Lagawe, Ifugao

CP No: 09196979606

Email: ifugao@psa.gov.ph

www.psa.gov.ph

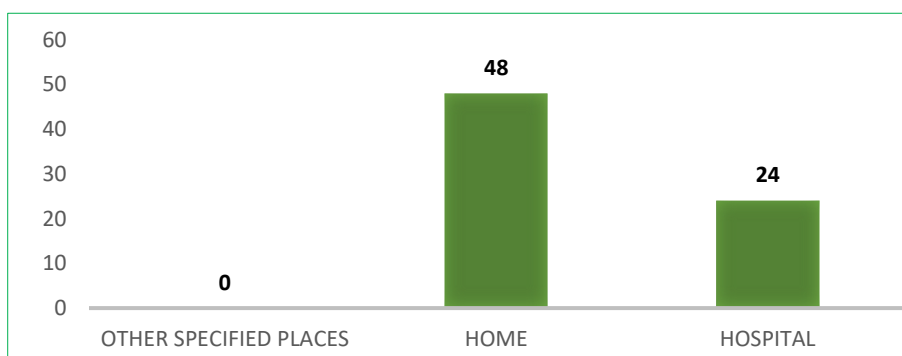
Table 2 shows that 31% were timely registered and 69% were late registered. Moreover, there were 17% illegitimate babies and 83% were legitimate babies. Legitimate babies were higher by 48. More babies were born of wedlock.

TABLE 2. Total Registered Live Births by Registration and by Legitimacy Status, Lagawe: 1st Quarter 2023


Municipality	Registration Status		Legitimacy Status	
	Timely	Late	Legitimate	Illegitimate
Lagawe	22	50	60	12

In the figure below, it shows that more babies were born at home (67%) than babies born in hospital (33%). There was no occurrence of registered births on other places.

FIGURE 1. Registered Live Births by Place Type, Lagawe: 1st Quarter 2023



MARRIAGE REGISTRATION



Marriage is defined as a contract of permanent union between a man and a woman entered into in accordance with law for the establishment of conjugal and family life. It is the foundation of the family and an inviolable social institution whose nature, consequences, and incidence are governed by law and not subject to stipulation, except that marriage settlements may fix the property relations during the marriage within the limits provided in the Family Code of the Philippines.

In the first quarter, a total of 40 marriages were registered in the municipality of Lagawe. The month of March recorded the most at 63% marriages. It was followed by the month of January and February at 20% and 18%, respectively.

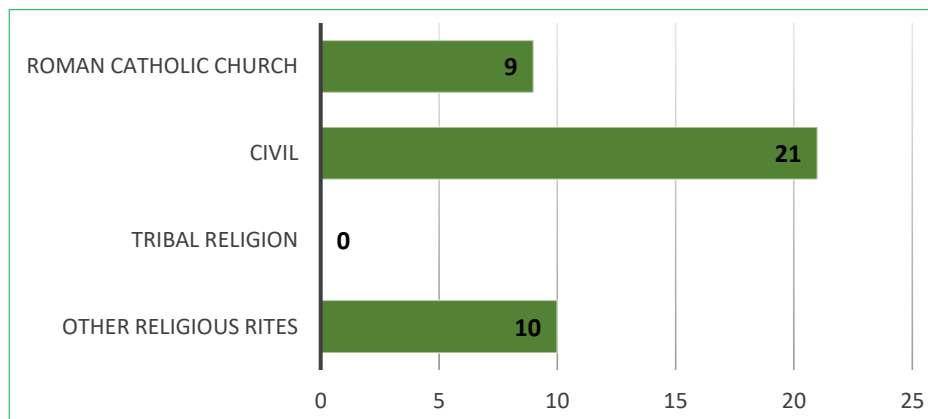
Table 3 shows that 93% of the registered marriages were recorded timely within the reglementary period of 30 days, while 7% were recorded late.

TABLE 3. Total Registered Marriages by Month and Registration Status, Lagawe: 1st Quarter 2023

Municipality	Month			Registration Status	
	Jan	Feb	Mar	Timely	Late
Lagawe	8	7	25	37	3

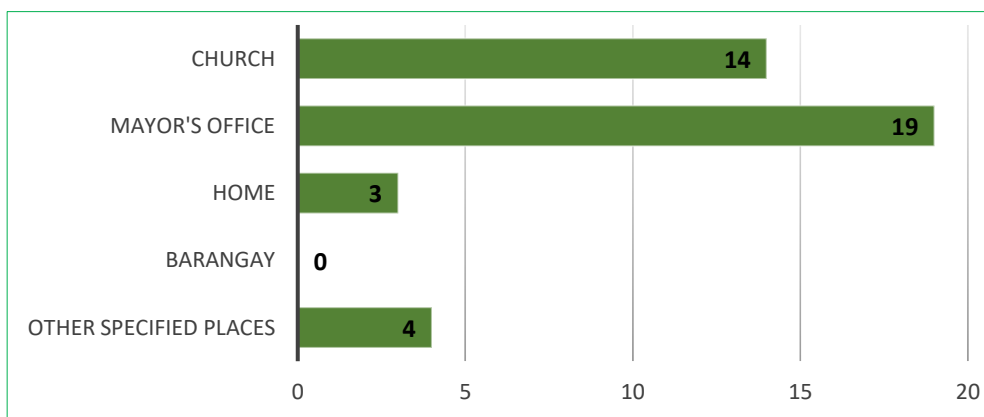
Figure 2 shows that wedding ceremonies conducted by civil wedding rites had the highest registered marriages at 52%, followed by other religious rites and Roman Catholic with 25% and 23%, respectively.

FIGURE 2. Total Registered Marriages by Type of Ceremony, Lagawe: 1st Quarter 2023



In figure 3, it shows that among the place types for marriage, weddings held at the mayor’s office had the highest number of registered marriages with 47%. Followed by church wedding at 35%, other specified places at 10%, and home wedding at 8%.

FIGURE 3. Total Registered Marriages by Place Type, Lagawe: 1st Quarter 2023



DEATH REGISTRATION



Death refers to the permanent disappearance of all evidence of life at any time after live birth has taken place (postnatal cessation of vital function without capability of resuscitation).

In the first quarter, a total of 22 deaths were registered in the municipality of Lagawe. The month of January recorded the most at 36% deaths. It was followed by both the month of February and March with 32% each month.

Table 4 shows that by sex disaggregation, there were more female death registration (64%) than male death registration (36%).

**TABLE 4. Total Registered Deaths by Month and by Sex, Lagawe:
1st Quarter 2023**

Municipality	Month			Sex		
	Jan	Feb	Mar	Both Sexes	Male	Female
Lagawe	8	7	7	22	8	14

In table 5, it shows that by civil status, most registered deaths are widows/widowers with 45%, followed by married at 41% and single at 14%. Moreover, majority of the registered deaths were recorded timely within the reglementary period of 30 days.

**TABLE 5. Total Registered Deaths by Civil and Registration status, Lagawe:
1st Quarter 2023**

Municipality	Civil Status			Registration Status	
	Single	Married	Widower	Timely	Late
Lagawe	3	9	10	19	3

A handwritten signature in black ink, appearing to be 'DL' or similar initials.

DELANO C. BOLISLIS, JR.
Chief Statistical Specialist
Provincial Statistical Office-Ifugao