

# SPECIAL RELEASE

## VITAL EVENTS FOURTH QUARTER 2022 MUNICIPALITY OF TINOC

Date of release: 25 January 2023

Reference No. SR-2023-020

*This special release presents statistics on vital events occurring for the fourth quarter of 2022 in the municipality of Tinoc, Ifugao. This publication shows the total registered birth, marriage, and death statistics by registration status, sex, legitimacy status, age, type of ceremony, and place type. The civil registry documents transmitted monthly by the Local Civil Registry Office (LCRO)-Tinoc to Ifugao Provincial Statistical Office for machine processing served as the source of data in preparation of this special release.*

### BIRTH REGISTRATION



*Live birth is defined as complete expulsion or extraction from its mother of a product of conception, irrespective of the duration of the pregnancy, which after such separation, breathes or shows any other evidence of life, such as beating of the heart, pulsation of the umbilical cord, or definite movement of voluntary muscles, whether or not the umbilical cord has been cut or the placenta is attached, each product of such a birth is considered live born.*

Table 1 shows a total of 76 live births were registered in the municipality of Tinoc for the fourth quarter of 2022. The month of October recorded the most at 41% live births. It was followed by the month of December and November with 31% and 28%, respectively. By sex disaggregation, both male and female has an equal number of registrations.

**TABLE 1. Total Registered Live Births by Month and by Sex, Tinoc:  
4th Quarter 2022**

Municipality	Month			Sex		
	Oct	Nov	Dec	Both Sexes	Male	Female
Tinoc	23	40	13	76	37	39

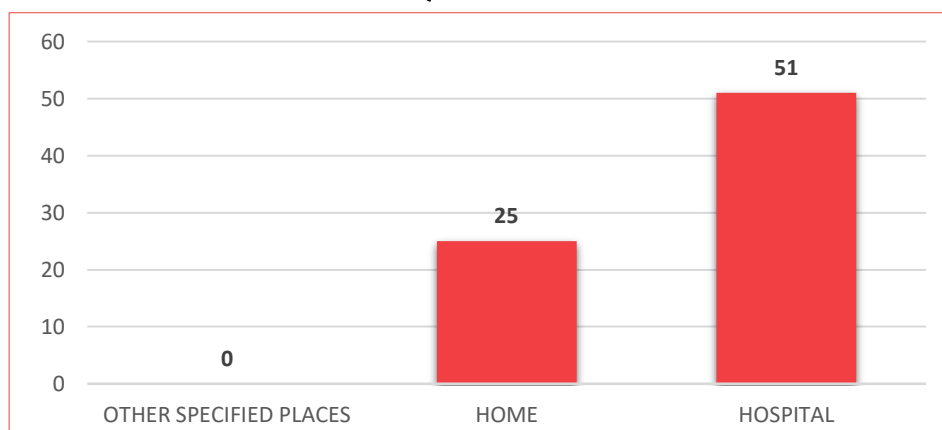
In table 2, it shows that timely registration (87%) was higher than late registrations (13%). Moreover, there were more legitimate babies born (62%) than illegitimate babies (38%). Legitimate babies were higher by 18. Therefore, more babies were born of wedlock.

**TABLE 2. Total Registered Live Births by Registration and by Legitimacy Status, Tinoc:  
4<sup>th</sup> Quarter 2022**

Municipality	Registration Status		Legitimacy Status	
	Timely	Late	Legitimate	Illegitimate
Tinoc	66	10	47	29

In the figure below, it shows that there were more babies born in the hospital (67%) than babies born at home (33%). There was no occurrence of birth registrations on other places.

**FIGURE 1. Registered Live Births by Place Type, Tinoc:  
4<sup>th</sup> Quarter 2022**



## MARRIAGE REGISTRATION



*Marriage is defined as a contract of permanent union between a man and a woman entered into in accordance with law for the establishment of conjugal and family life. It is the foundation of the family and an inviolable social institution whose nature, consequences, and incidence are governed by law and not subject to stipulation, except that marriage settlements may fix the property relations during the marriage within the limits provided in the Family Code of the Philippines.*

In the fourth quarter, a total of 13 marriages were registered in the municipality of Tinoc. The month of October recorded the most at 54% marriages. It was followed by the month of November and December with 31% and 15%, respectively.

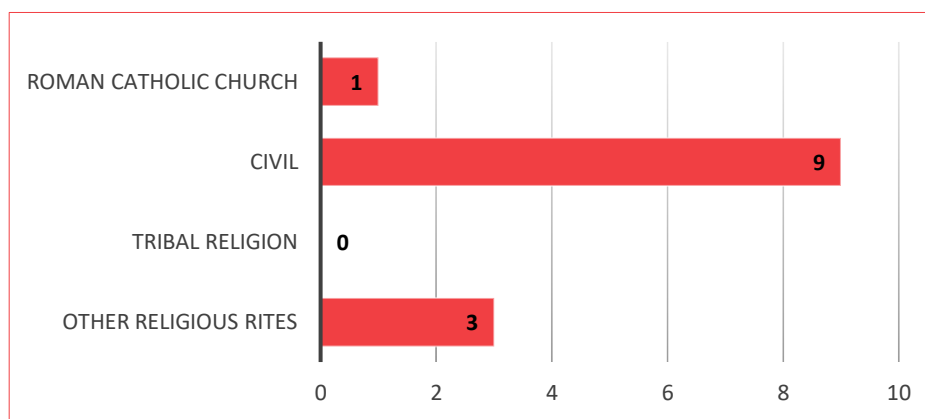
Table 3 shows that almost all the registered marriages was recorded timely within the reglementary period of 30 days.

**TABLE 3. Total Registered Marriages by Month and Registration Status, Tinoc:  
4th Quarter 2022**

Municipality	Month			Registration Status	
	Oct	Nov	Dec	Timely	Late
Tinoc	7	4	2	12	1

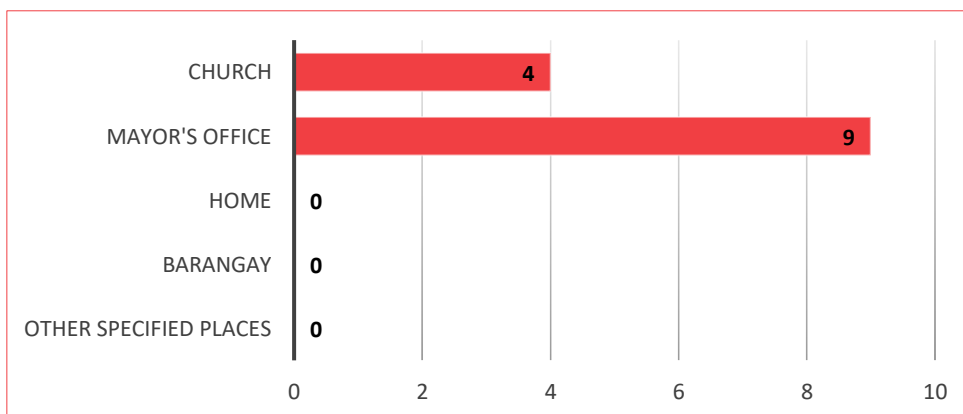
Figure 2 shows that weddings conducted by civil wedding rites had the highest registered marriages with 69%, followed by Other religious rites and Roman Catholic at 23% and 8%, respectively.

**FIGURE 2. Total Registered Marriages by Type of Ceremony, Tinoc:  
4th Quarter 2022**



In the figure below, it shows that among the place types for marriage, weddings held at the mayor's office had the highest number of registered marriages at 69%, followed by the Church at 31%, and there was no occurrence of marriages on other places.

**FIGURE 3. Total Registered Marriages by Place Type, Tinoc:  
4th Quarter 2022**



## DEATH REGISTRATION



*Death refers to the permanent disappearance of all evidence of life at any time after live birth has taken place (postnatal cessation of vital function without capability of resuscitation).*

In the fourth quarter, a total of 18 deaths were registered in the municipality of Tinoc. Both the month of October and December recorded the most at 39% deaths. It was followed by the month of November at 22%.

Table 4 shows that by sex disaggregation, a registration of 61% were male and 39% were female.

**TABLE 4. Total Registered Deaths by Month and by Sex, Tinoc:  
4<sup>th</sup> Quarter 2022**

Municipality	Month			Sex		
	Oct	Nov	Dec	Both Sexes	Male	Female
Tinoc	7	4	7	18	11	7

Table 5 shows that by civil status, death registrations with married status recorded 61%, while widows/widowers recorded 22% and singles at 17%. In the registration status, a total of 72% were registered timely and a total of 28% were lately registered. Moreover, majority of the deaths registered were recorded within the reglementary period of 30 days.

**TABLE 5. Total Registered Deaths by Civil and Registration status, Tinoc:  
4<sup>th</sup> Quarter 2022**

Municipality	Civil Status			Registration Status	
	Single	Married	Widower	Timely	Late
Tinoc	3	11	4	13	5

**DELANO C. BOLISLIS, JR.**  
Chief Statistical Specialist  
Provincial Statistical Office-Ifugao