

# SPECIAL RELEASE

## VITAL EVENTS FIRST QUARTER 2023 MUNICIPALITY OF KIANGAN

Date of release: 09 June 2023

Reference No. SR-2023-019

*This special release presents statistics on vital events occurring for the first quarter of 2023 in the municipality of Kiangan, Ifugao. This publication shows the total registered birth, marriage, and death statistics by registration status, sex, legitimacy status, age, type of ceremony, and place type. The civil registry documents transmitted monthly by the Local Civil Registry Office (LCRO)-Kiangan to Ifugao Provincial Statistical Office for machine processing served as the source of data in preparation of this special release.*

### BIRTH REGISTRATION



*Live birth is defined as complete expulsion or extraction from its mother of a product of conception, irrespective of the duration of the pregnancy, which after such separation, breathes or shows any other evidence of life, such as beating of the heart, pulsation of the umbilical cord, or definite movement of voluntary muscles, whether or not the umbilical cord has been cut or the placenta is attached, each product of such a birth is considered live born.*

Table 1 shows a total of 94 live births were registered in the municipality of Kiangan for the first quarter of 2023. The month of January recorded the most at 55% live births. It was followed by the month of March and February with 23% and 21%, respectively. By sex disaggregation, females recorded the most at 55% while males recorded 45% of the total registered births.

**TABLE 1. Total Registered Live Births by Month and by Sex, Kiangan:  
1<sup>st</sup> Quarter 2023**

Municipality	Month			Sex		
	Jan	Feb	Mar	Both Sexes	Male	Female
Kiangan	52	20	22	94	42	52

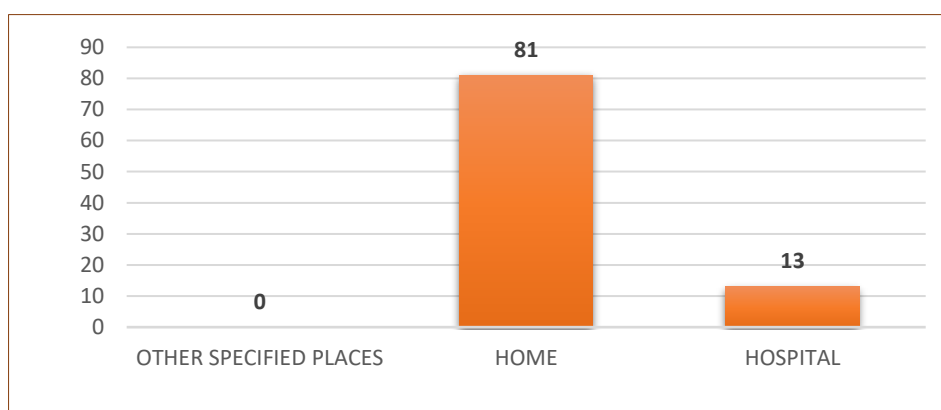
In table 2, it shows that 85% were registered late and 15% were timely registered. Moreover, there were 4% illegitimate babies and 96% were legitimate babies. Legitimate babies were higher by 86. Therefore, more babies were born of wedlock.

**TABLE 2. Total Registered Live Births by Registration and by Legitimacy Status, Kiangán: 1<sup>st</sup> Quarter 2023**

Municipality	Registration Status		Legitimacy Status	
	Timely	Late	Legitimate	Illegitimate
Kiangán	14	80	90	4

Figure 1 shows that there were more babies born at home (86%) than babies born in the hospital (14%). There was no occurrence of birth registration in other places.

**FIGURE 1. Registered Live Births by Place Type, Kiangán: 1<sup>st</sup> Quarter 2023**



## MARRIAGE REGISTRATION



*Marriage is defined as a contract of permanent union between a man and a woman entered into in accordance with law for the establishment of conjugal and family life. It is the foundation of the family and an inviolable social institution whose nature, consequences, and incidence are governed by law and not subject to stipulation, except that marriage settlements may fix the property relations during the marriage within the limits provided in the Family Code of the Philippines.*

In the first quarter, a total of 41 marriages were registered in the municipality of Kiangán. The month of March recorded the most at 78% marriages. It was followed by the month of January and February with 17% and 5%, respectively.

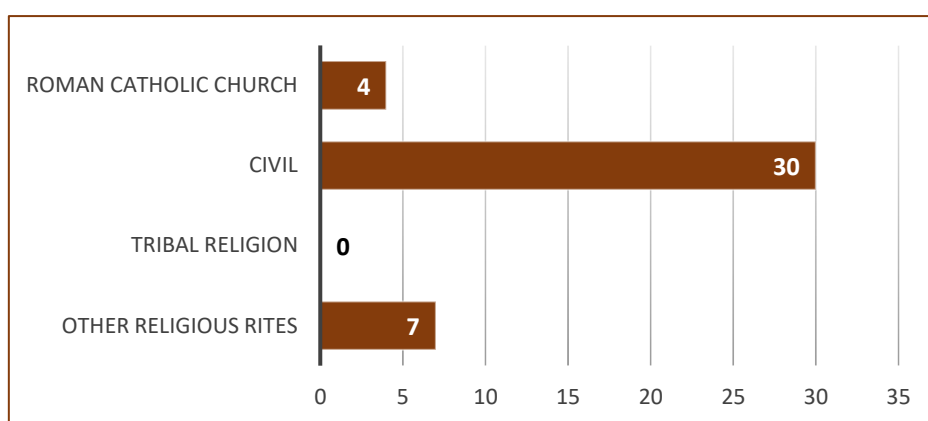
Table 3 shows that all 41 registered marriages were recorded timely within the reglementary period of 30 days.

**TABLE 3. Total Registered Marriages by Month and Registration Status, Kiangan: 1<sup>st</sup> Quarter 2023**

Municipality	Month			Registration Status	
	Jan	Feb	Mar	Timely	Late
Kiangan	7	2	32	41	0

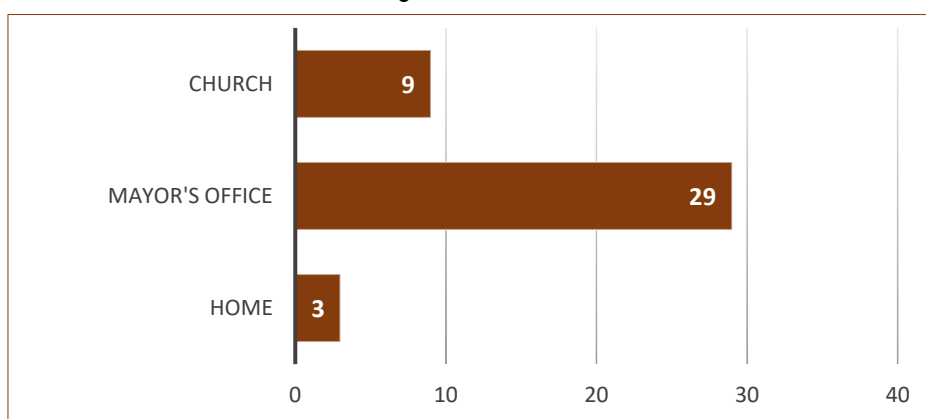
Figure 2 shows that wedding ceremonies conducted by Civil wedding rites had the highest registered marriages at 73%, followed by other religious rites and Roman Catholic at 17% and 10%, respectively.

**FIGURE 2. Total Registered Marriages by Type of Ceremony, Kiangan: 1<sup>st</sup> Quarter 2023**



In the figure below, it shows that among the place types for marriage, Weddings held at the mayor’s office had the highest number of registered marriages at 71%, followed by Church at 22%, and home weddings at 7%.

**FIGURE 3. Total Registered Marriages by Place Type, Kiangan: 1<sup>st</sup> Quarter 2023**



## DEATH REGISTRATION



*Death refers to the permanent disappearance of all evidence of life at any time after live birth has taken place (postnatal cessation of vital function without capability of resuscitation)*

In the first quarter, a total of 12 deaths were registered in the municipality of Kiangán. The month of February recorded the most at 42% deaths. It was followed by the month of March and January at 33% and 25%, respectively.

In table 4, it shows that by sex disaggregation, there were 50% each of male and female deaths registered.

**TABLE 4. Total Registered Deaths by Month and by Sex, Kiangán:  
1<sup>st</sup> Quarter 2023**

Municipality	Month			Sex		
	Jan	Feb	Mar	Both Sexes	Male	Female
Kiangán	3	5	4	12	6	6

Table 5 shows that by civil status, registered deaths with married status recorded 50%, widows/widowers at 42% and singles at 8%. Moreover, majority of deaths registered were recorded within the reglementary period of 30 days.

**TABLE 5. Total Registered Deaths by Civil and Registration status, Kiangán:  
1<sup>st</sup> Quarter 2023**

Municipality	Civil Status			Registration Status	
	Single	Married	Widower	Timely	Late
Kiangán	1	6	5	10	2

**DELANO C. BOLISLIS, JR.**  
Chief Statistical Specialist  
Provincial Statistical Office-Ifugao