



# SPECIAL RELEASE

## Montañosa Civil Registration at a glance 2nd Semester 2022

Date of Release: 21 June 2023

Reference No.: 2023-505

***The province's total civil registration increased by 14.9 percent based on the same period last year.***

The second semester of 2022 recorded a total registration of 2,689 documents while in 2021 was 2,341, same period.

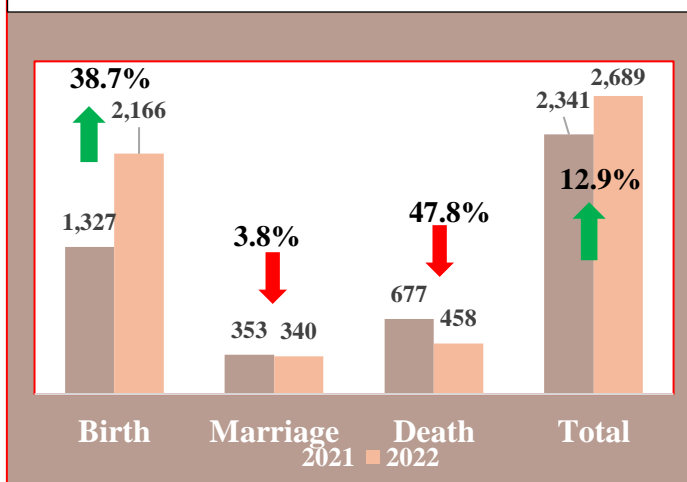
Birth went up by 38.7%, while marriage and death went down by 3.8% and 47.8%, respectively. However, there is a 12.9% increase for all types of documents.

Among document types, Birth regularly tops the overall list for years 2021 and 2022 with 2,166 and 1,327, respectively. This is followed far behind by death, and the least is marriage (figure1).

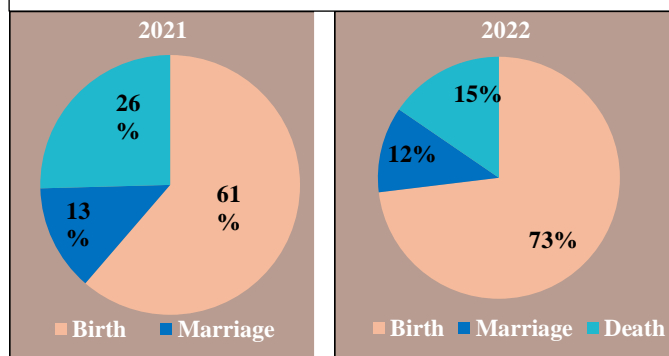
In figure 2, the comparative percentiles show clearly the composition of document types by percentage. From 2021 to 2022, birth increase by 12%. On the opposite, marriage and death decrease by one percent and 11%, respectively. The ratio is individually based from the second semester per year data.

The data is a preliminary result derived from the Decentralized Vital Statistics System (DVSS) in the provincial office.

**Figure 1. Total Registered Documents by Type and Year  
Mountain Province  
2nd Semester 2021 and 2022**

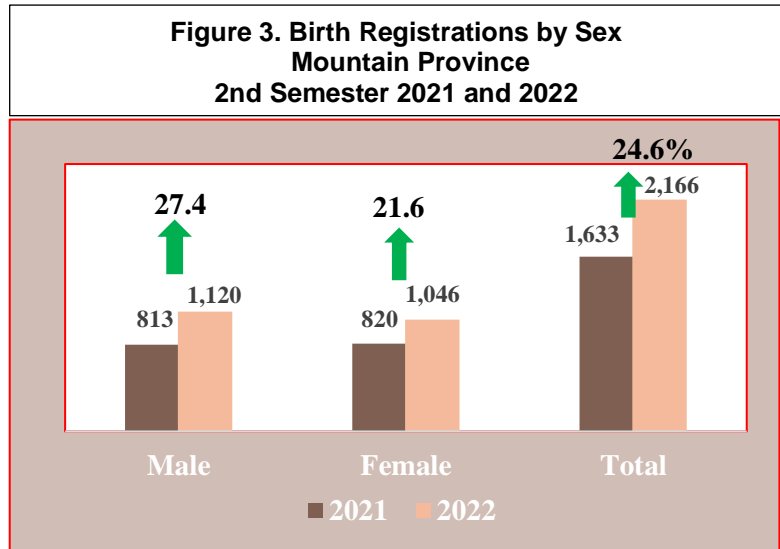


**Figure 2. Comparative Percentile per Document Type  
2nd Semester 2021 and 2022**



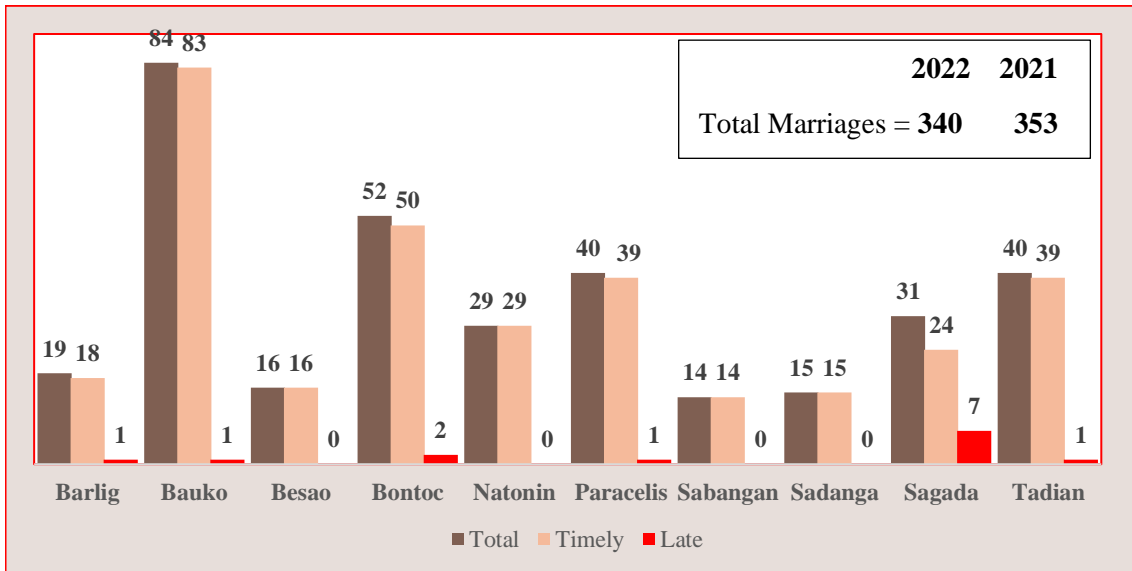
**Birth registration in 2022 is dominated by male with 51.7% over female**

In the second semester of 2022, male dominates birth registration with 51.7% over female at 48.3%. Generally, birth increase by 24.6% compared to the same semester last year. On the other hand, both male and female registration increased by 27.4% and 21.6%, respectively.



**Total Marriages in 2022 second semester reached 340 over 353 in 2021 of same semester showing a decrease of 3.82%**

**Figure 4. Marriages by Status and Municipality, Mountain Province 2nd Semester 2022**



Highest number of marriages occurred in Bauko at 84, then Bontoc at 52, and followed equally by Paracelis and Tadian with 40 each, respectively. Sabangan got the lowest registration with 14 marriages. Most late registrations are seen in Sagada with seven and the municipalities of Besao, Natonin, Sabangan and Sadanga have all timely registrations.

It should be noted that these marriage registrations are not necessarily residents of the place but rather their place of event or ceremony.

Generally, women usually marry at earlier age than men during the during second semester of 2022

**Figure 5. Marriages by Age Bracket, Mountain Province  
2nd Semester 2022**

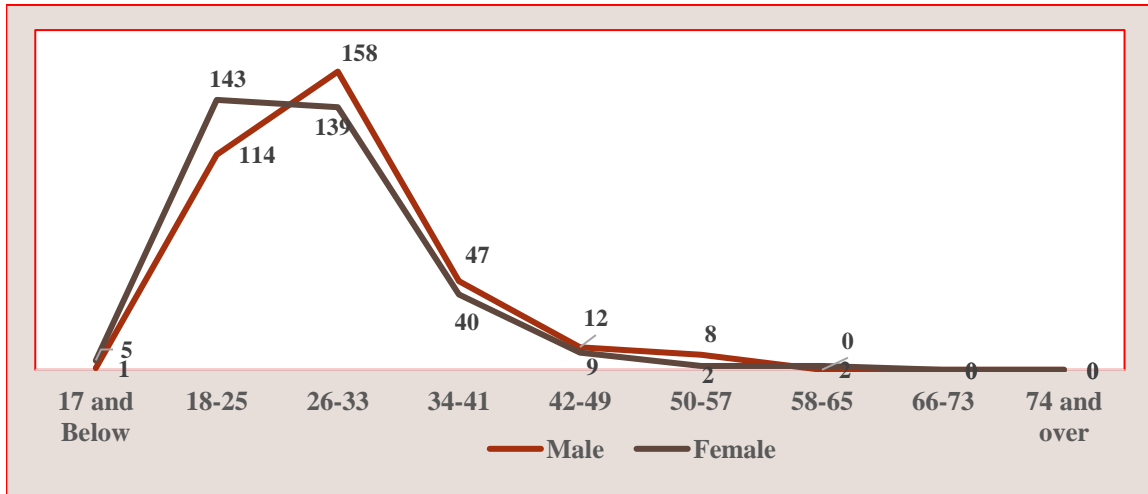
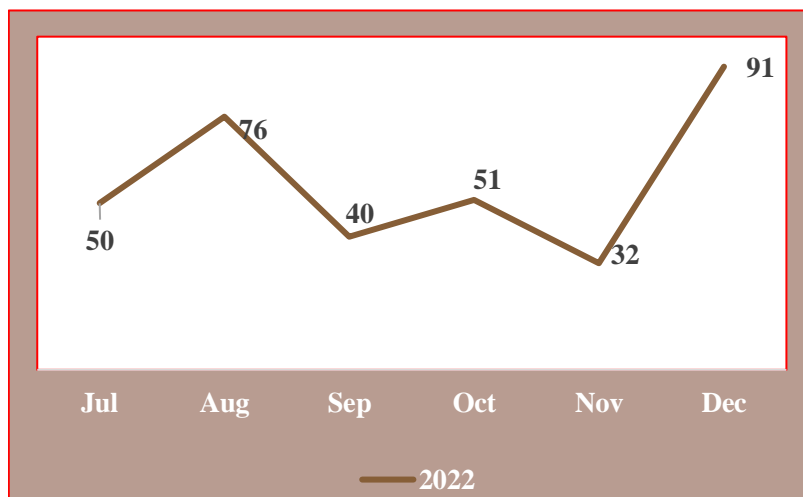


Figure 5 shows women usually get married at age 18-25 while most men get married at a later date, 26-33. However, two women got married at a later age range of 58-65. On the other hand, no one got married at 66 and over for both sexes this semester.

Note: The 17 and below age bracket are late registered marriage document that were officiated before the implementation of the Family Code of the Philippines, Art 176. Wherein the marrying ages were allowed below 18 then.

*2022 second semester presented December to have the most occurrence of marriages with 26.76%*

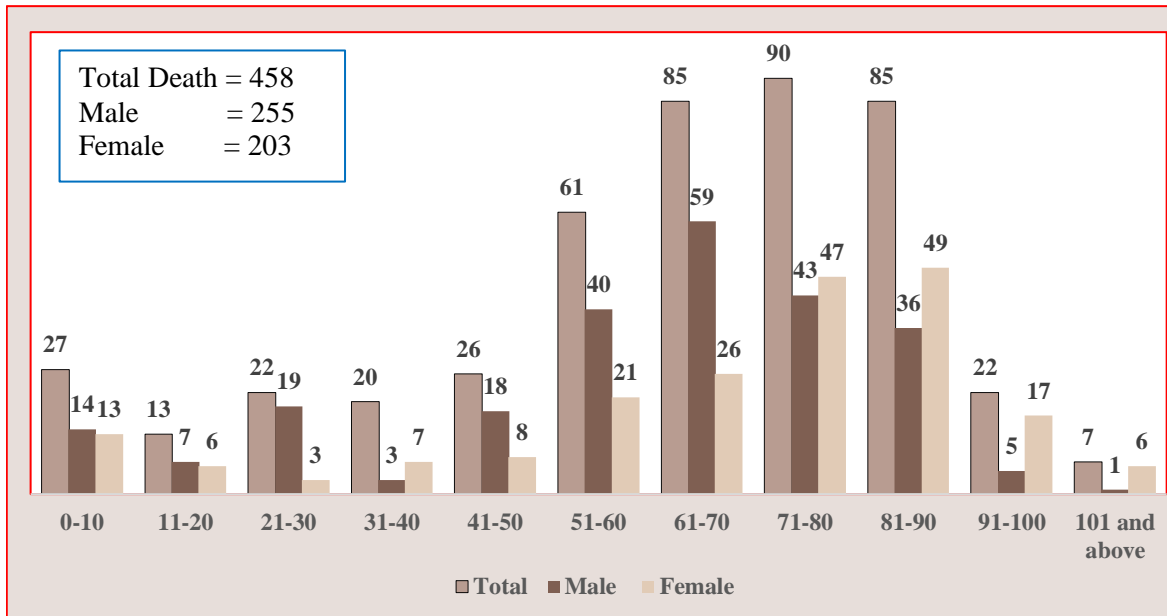
**Figure 6. Registered Marriages by Month, Mountain Province  
2nd Semester 2022**



In figure 6, most marriages occurred in December of 2022 second semester with 91. It almost triples the number of November marriages in the same period which happens to have the least occurrences of marriage at 32. From January to December, the frequency is spiral due to different occurrence of marriages per month.

*In the Province, most occurrence of death in 2022 second semester is seen from age 51 and above with males leading the list.*

**Figure 7. Registered Death by Municipality, Mountain Province, 2nd Semester 2022**



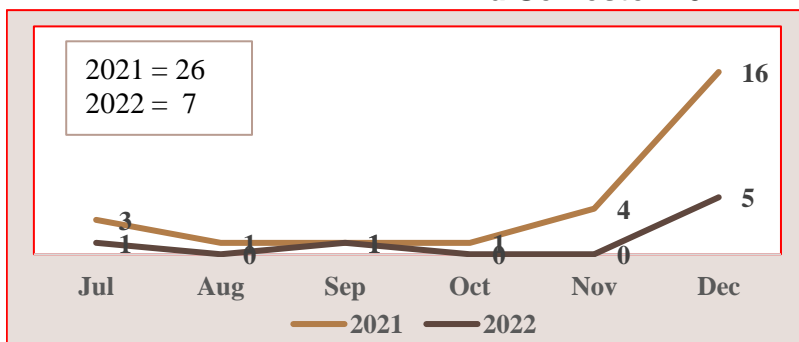
As seen in figure 8, most occurrence of death starts from age 51 and above. The highest is seen on age bracket 71-80 with 90 this second semester of 2022. Seconded equally by ages 51-60 and 81-90 with 85 each, respectively. As the ages gets high the number of death declines. The least is on age 101 and above with 7 deaths registered.

On death population comparison, on the same period, males composed 55.68% while 44.32% are females.

**ψ Approved Certificate of Registration of Authority to Solemnize Marriage (CRASM) issuances**

*CRASM applicants in 2022 second semester file or renew their licenses mostly in December and shows a decrease of 73.08% from 2021 to 2022 of the same semester*

**Figure 8. Number of Approved/Issued CRASM by Month 2nd Semester 2022**



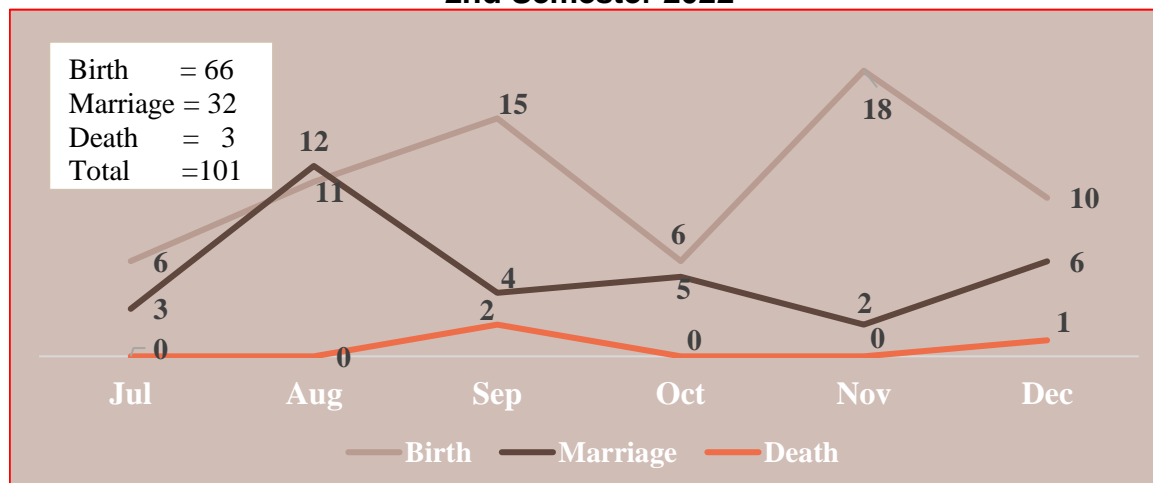
2022 second semester got a total of 7 applicants that were issued certificates. Figure 8 shows December to have highest issuances while August, September and November have no applicants at all.

Certificate of Registration of Authority to Solemnize Marriage (CRASM) is valid for three years and usually expires at the end of December.

ψ **Electronic Endorsements**

*Birth dominates the overall endorsed documents for 2022 second semester at 65.35%*

**Figure 9. Endorsed Documents by Type and Month  
Mountain Province  
2nd Semester 2022**



The total endorsed documents in the province for the second semester of 2022 is 101. Birth dominates the overall endorsed documents at 66, next is marriage with 32 and death with three. The peak month for endorsements for birth documents is seen in November with 18, marriage is on August, 11, while death is on September at 2 followed by December with one and zero endorsement for the rest of the months.

ψ **RA9048 and Supplemental**

*RA 9048 and Supplemental endorsement for 2022 second semester specified November to have the highest endorsements at 102*

Table 1. Endorsed RA 9048 and Supplemental by Month and document Type				
Supplemental and RA 9048 2022 Second Semester				
2022	Birth	Marriage	Death	Total
Jul	39	3	0	42
Aug	21	2	0	23
Sep	28	2	0	30
Oct	75	14	0	89
Nov	90	11	1	102
Dec	68	5	0	73

The overall endorsed documents under Republic Act 9048 and Supplemental is 359 and is dominated by birth. November is seen to have the highest number of endorsements followed by October with 89. The least is August with 23 documents endorsed and death type has one for the whole second semester.

  
**JERRY G. SANTOS**  
 Chief Statistical Specialist  
 PSA-Mountain Province Provincial Statistical Office  
 Email: mtprovince@psa.gov.ph