



## SPECIAL RELEASE



Date of Release: October 15, 2019

Reference No. 19CAR11-SR15



### Senior citizens reach more than a thousand in the Municipality of Tublay

Senior citizens defined as individuals belonging to the age group 60 years and over. In 2015, the household population of the municipality of Tublay reached 17.8 thousand. Senior citizens made up the 8.6 percent (1,536) as shown in Table 1. It is 14.5 percent (194) higher compared to the 2010 population of elders.

Among the Barangays in Tublay, the highest number of elders was in Ambassador with 25.0 percent, followed by Caponga (Pob) with 21.2 percent, and Daclan with 12.6 percent. Meanwhile, Tublay Central had the least of elders with 5.2 percent.

In terms of proportion of senior citizens to the household population, Tuel posted the highest at 12.5 percent, followed by Basil and Ambongdolan with 10.6 and 10.1 percent. Both proportions were higher than the Municipality level of 8.6 percent.

Ambassador had the least proportion of senior citizens to the household population with 7.4 percent.

**Table 1. Household Population and Number of Senior Citizens  
by Barangay: Tublay, 2015**

Barangay	Household Population	Senior Citizens	Percentage to Total Tublay Household Population of Senior Citizens	Percentage of Senior Citizens to Household Population
<b>Tublay</b>	<b>17,890</b>	<b>1,536</b>	<b>100.0</b>	<b>8.6</b>
Ambassador	5158	384	25	7.4
Ambongdolan	968	98	6.4	10.1
Bay-an	1784	173	11.3	9.7
Basil	1278	136	8.9	10.6
Daclan	2378	194	12.6	8.2
Caponga	4295	325	21.2	7.6
Tublay Central	858	80	5.2	9.3

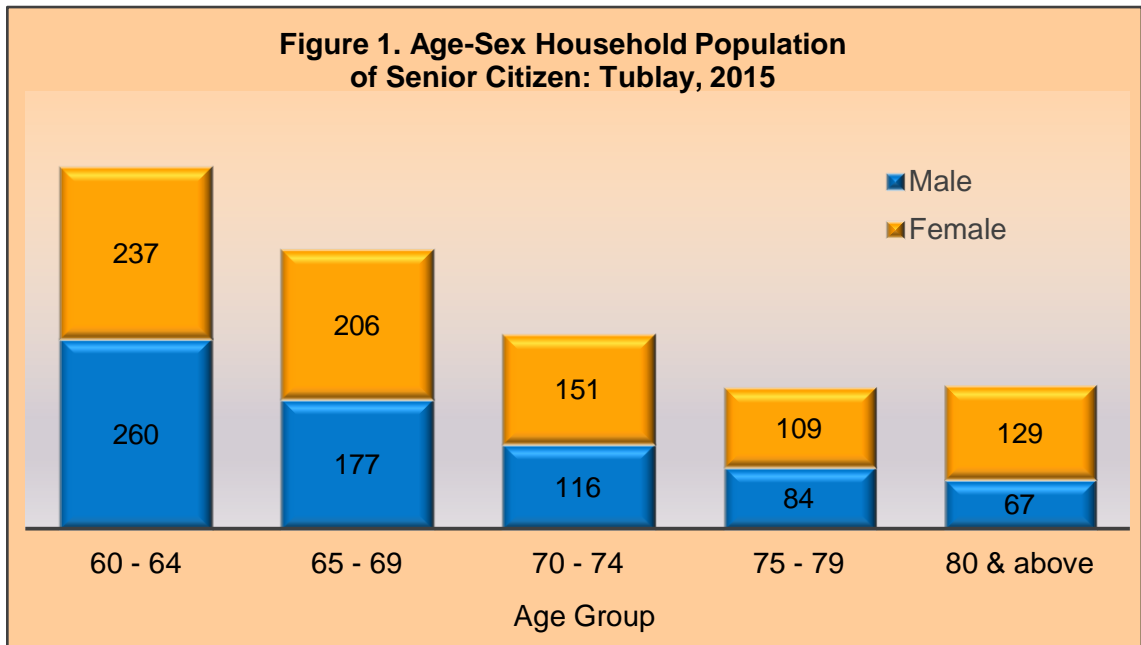
Source: Philippine Statistics Authority





### Female senior citizens outnumber males

- Of the total senior citizens in Tublay, 54.2 percent were females (832) while 45.8 percent were males (704).
- Female senior citizens outnumbered males in all age groups except in the age of 60-64.



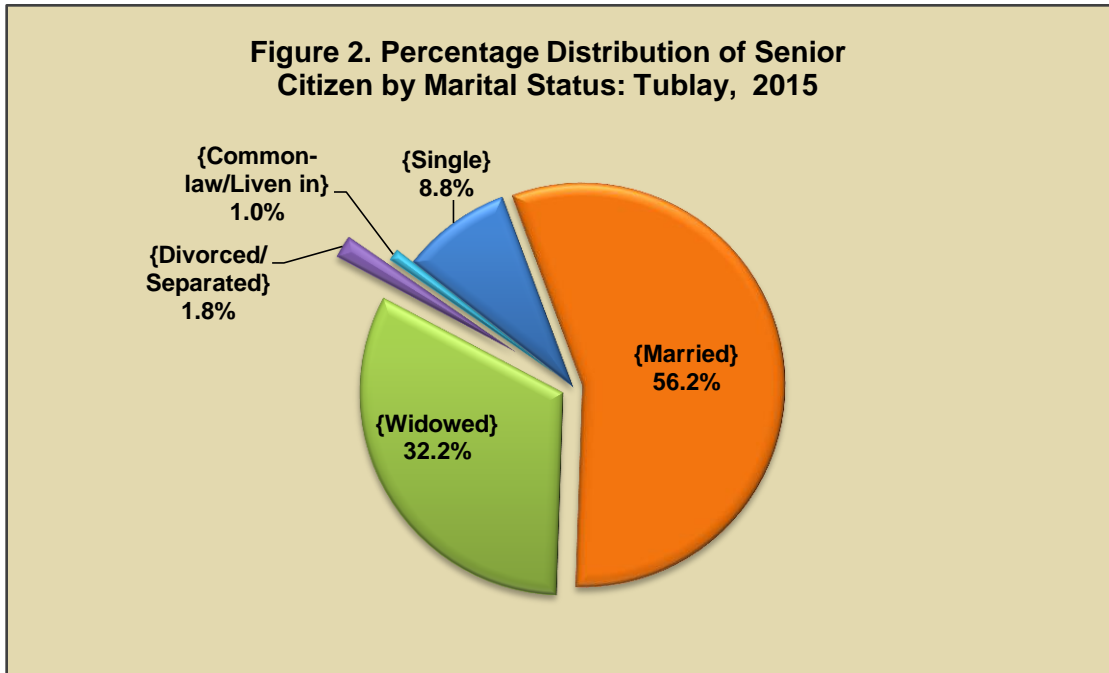
Source: Philippine Statistics Authority

- The number of senior citizens decreases as age increases; however, there was a slight increase among female senior citizen from the age group of 75-79 to 80 and above years old. About 32.4 percent (497) of the population of senior citizens were 60 to 64 years old, 24.9 percent (383) were 65 to 69 years old, 17.4 percent (449) were 70 to 74 years old, 12.6 percent (193) were 75-79 and 12.8 percent (196) were 80 and above.



### Majority of senior citizens are married

- Of the total household population aged 60 years and above in the municipality, 56.2 percent (863) were married and 32.2 percent (495) were widowed.
- A relatively small proportion was reported single and divorced with only 8.8 and 1.8 percent (135 and 28).
- There were only 15 senior citizens with status of common-law or live-in, representing 1.0 percent of the total number of senior citizens in Tublay.



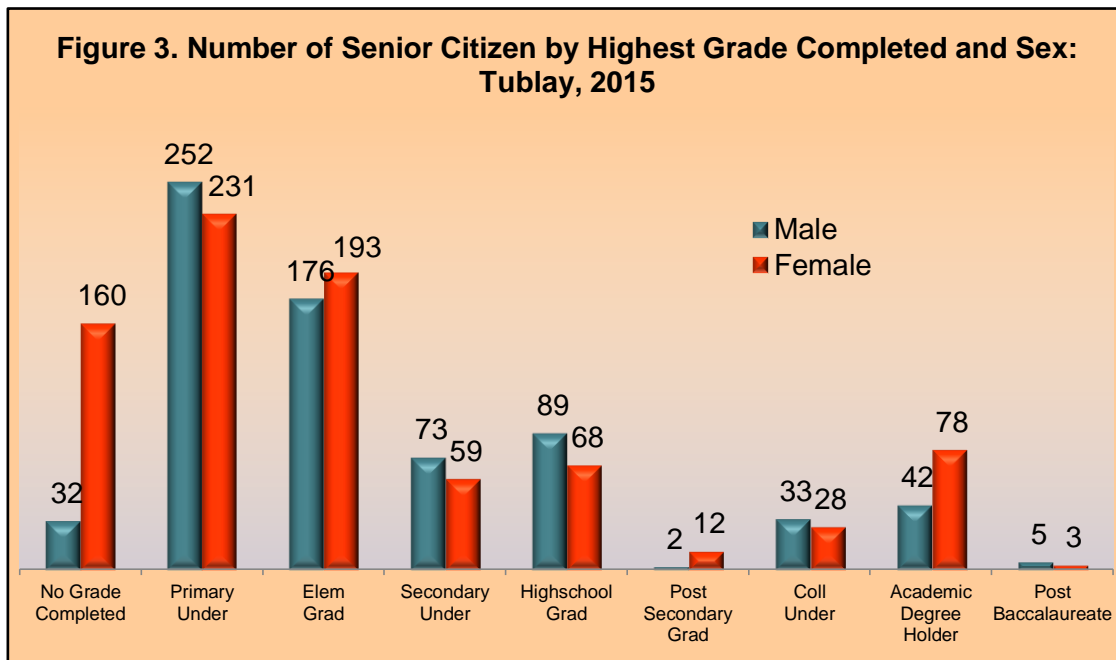
Source: Philippine Statistics Authority



**Few of the seniors are academic degree holder**



Only 120 senior citizens in the municipality of Tublay were academic degree holder.



Source: Philippine Statistics Authority



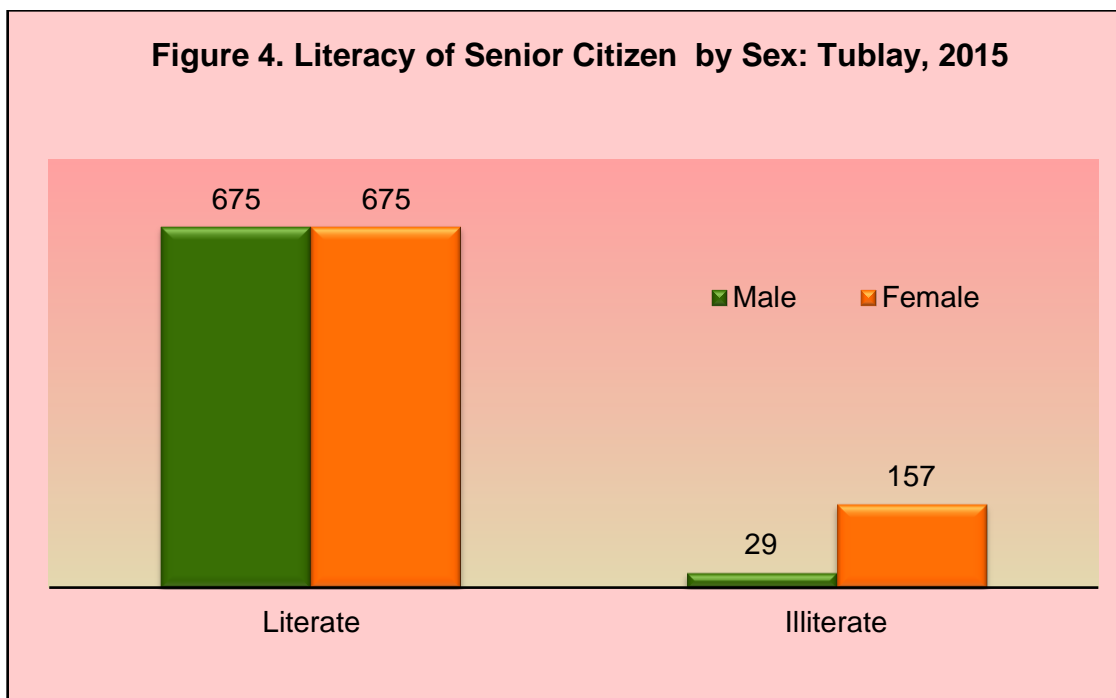
Mostly 31.4 percent (483) of the senior citizens finished primary undergraduate followed by elementary graduate with 24.0 percent (369). There were 192 senior citizens (12.5%) who did not finish any level of education and most of them is female (160).

Male elders exceeded the number of female graduates in high school but not in academic degree holder. There were 78 females (65.0%) with academic degree holder and only 42 males (35.0%)



### Eight in every ten elders can read and write simple message

Simple literacy rate of elders in the municipality of Tublay was 1,350 (87.9%) as shown in Figure 4. The remaining 12.1 percent (186) cannot able to read and write a simple message.



Source: Philippine Statistics Authority



### Mostly of the senior are skilled agricultural forestry and fishery workers

Most of the senior citizens in Tublay were skilled agricultural forestry and fishery workers with 26.4 percent (406) followed by seniors engaged in elementary occupations with 13.9 percent (213).

There were 759 (49.4%) seniors who engaged in non-gainful activity (dependent/pensioner/ person with disability).



Ambassador posted the highest number of skilled agricultural forestry and fishery workers and also the highest number of seniors engaged in elementary occupations.

**Table 2. Number of Senior Citizen by their Usual Activity/Occupation:  
 Tublay, 2015**

Barangay	Occupation								
	Managers	Professionals	Technicians and Associate Professionals	Clerical Support Workers	Service and Sales Workers	Skilled Agricultural Forestry and Fishery Workers	Craft and Related Trades Workers	Plant and Machine Operators and Assemblers	Elementary Occupations
<b>Tublay</b>	<b>68</b>	<b>6</b>	<b>14</b>	<b>2</b>	<b>18</b>	<b>406</b>	<b>16</b>	<b>34</b>	<b>213</b>
Ambassador	18	-	5	-	3	109	8	15	49
Ambongdolan	1	-	1	-	-	43	-	1	10
Bay-an	4	-	5	-	2	44	2	1	21
Basil	5	1	-	-	-	37	-	2	29
Daclan	6	-	-	-	-	59	3	1	25
Caponga (Pob.)	26	5	2	2	13	45	2	13	37
Tublay Central	4	-	-	-	-	26	-	1	21
Tuel	4	-	1	-	-	43	1	-	21

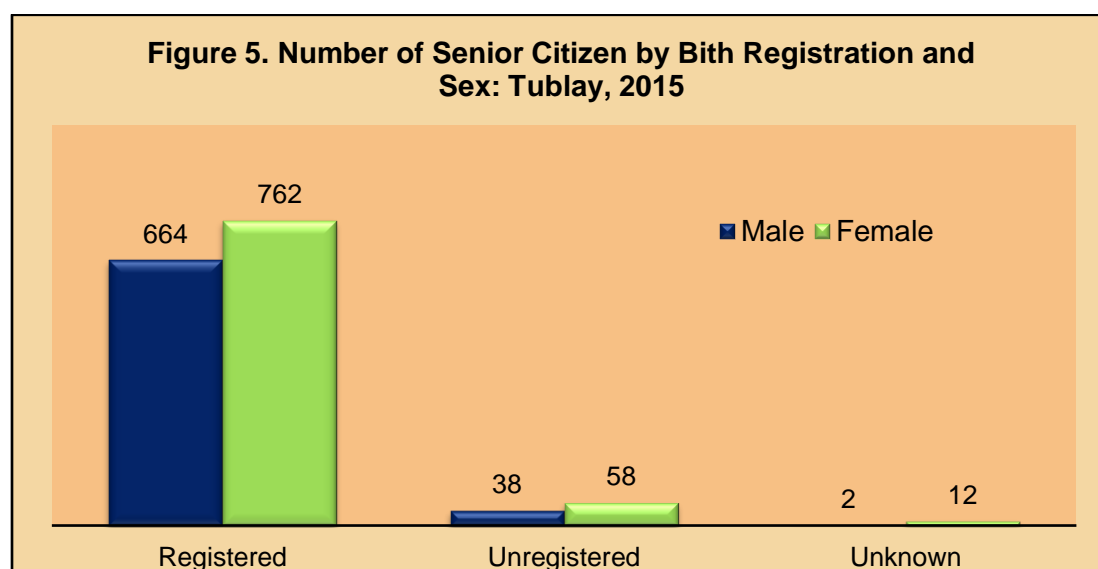
Source: Philippine Statistics Authority



**There are still 96 seniors that is unregistered in Tublay**



The percentage of senior citizens whose birth was registered is 92.8 (1,426) while 6.3 percent (96) were unregistered and 0.9 percent (14) was unknown.



Source: Philippine Statistics Authority



## **TECHNICAL NOTES**

The 2015 Census of Population (POPCEN 2015) was undertaken by the Philippine Statistics Authority in August 2015 as mandated by Republic Act No. 10625, otherwise known as the Philippine Statistics Act of 2013. It was the 14<sup>th</sup> Census of Population that was undertaken since the first census in 1903. POPCEN 2015 was designed to take an inventory of the total population all over the Philippines and collect information about their characteristics. Census day for the POPCEN 2015 was August 1, 2015 (12:01 am). POPCEN 2015 made use of the de jure concept of enumeration wherein households and persons are enumerated in the area where they usually reside as of the census reference date. Enumeration lasted for about 25 days, from 10 August to 6 September 2015. Enumeration was extended until 15 October 2015 for large provinces and some highly urbanized cities.

Household – a social unit consisting of a person living alone or a group of person who sleep in the same housing unit and have a common arrangement in preparation and consumption of food.

Household population – comprises of person who belong to a household.

Proportion – a part, share, or number considered in comparative relation to a whole.

Senior citizen or elderly – refers to any resident of the Philippines at least sixty (60) years old (RA 9994).

Literate – a person who can read and write simple message.

Single – a person who has never been married (unmarried).

### **For Inquiries:**

Mail: PSA-Benguet Provincial Statistical Office  
3<sup>rd</sup> Floor Unique Printing Press, Legarda Road, Baguio City

Call: Telephone Number: (074) 244-9461  
Telefax Number: (074) 620-5516

Email: [psabenguet011@gmail.com](mailto:psabenguet011@gmail.com)