



## SPECIAL RELEASE



### **Senior Citizens of Tuba** (Figures from the 2015 Census of Population)



Date of Release: October 15, 2019

Reference No. 19CAR11-SR16



#### **Senior citizens reach more than a thousand in the Municipality of Tuba**



Senior citizens made up 6.3 percent of the total household population. It is 31.0 percent (715) higher compared to the 2010 population of elders. Among the Barangays of Tuba, the highest number of elders was in Tadiangan with 17.1 percent, followed by Poblacion with 16.1 percent, and Camp 4 with 14.1 percent. The barangay of Twin Peaks had the least number of elders with 3.6 percent.



In terms of proportion of senior citizens to the household population, San Pascual posted the highest at 10.1 percent, followed by Tabaan Sur with 9.7 percent. Both proportions were higher than the municipality level of 6.3 percent.






Camp 3 had the least proportion of senior citizens to the household population with 2.7 percent.

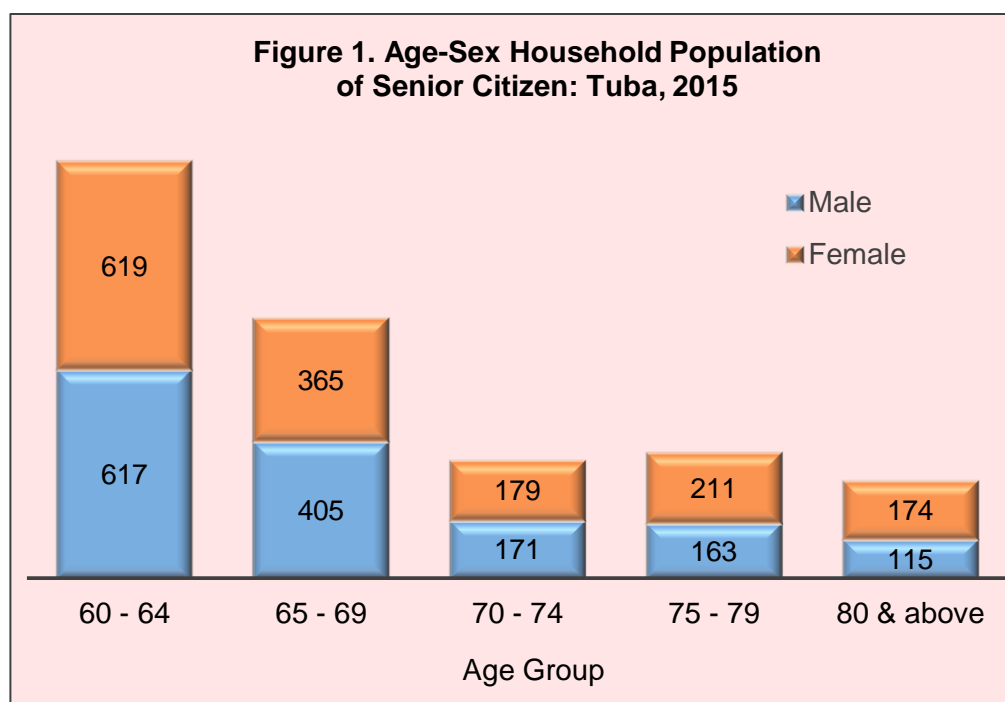
**Table 1. Household Population and Number of Senior Citizens  
by Barangay: Tuba, 2015**

Barangay	Household Population	Senior Citizens	Percentage to Total Tuba Household Population of Senior Citizens	Percentage of Senior Citizens to Household Population
<b>Tuba</b>	<b>4,7564</b>	<b>3,020</b>	<b>100.0</b>	<b>6.3</b>
Ansagan	2,386	182	6.0	7.6
Camp 1	1,773	133	4.4	7.5
Camp 3	10,033	273	9.0	2.7
Camp 4	7,136	427	14.1	6.0
Nangalisan	2,417	233	7.7	9.6
Poblacion	7,663	485	16.1	6.3
San Pascual	1,148	116	3.8	10.1
Tabaan Norte	1,422	117	3.9	8.2
Tabaan Sur	1,315	128	4.2	9.7
Tadiangan	6,721	515	17.1	7.7
Taloy Norte	1,396	111	3.7	8.0
Taloy Sur	2,990	190	6.3	6.4
Twin Peaks	1,164	110	3.6	9.5

Source: Philippine Statistics Authority




### **Female senior citizens outnumber males**

-  Of the total senior citizens in the municipality, 51.3 were females while the rest were males.
-  Female senior citizens outnumbered males at the age of 70 to 80 years old and above with the biggest gap at the age of 75 years old and over.
-  The number of senior citizens decreases as age increases. About 1,236 or 35.4 percent of the elders belongs to age group 60-64 years old, 770 (23.9%) belongs to 65-69 years old, 264 (16.3%) were 70-74 years old, and 184 (11.4%) were 80 years old and above.



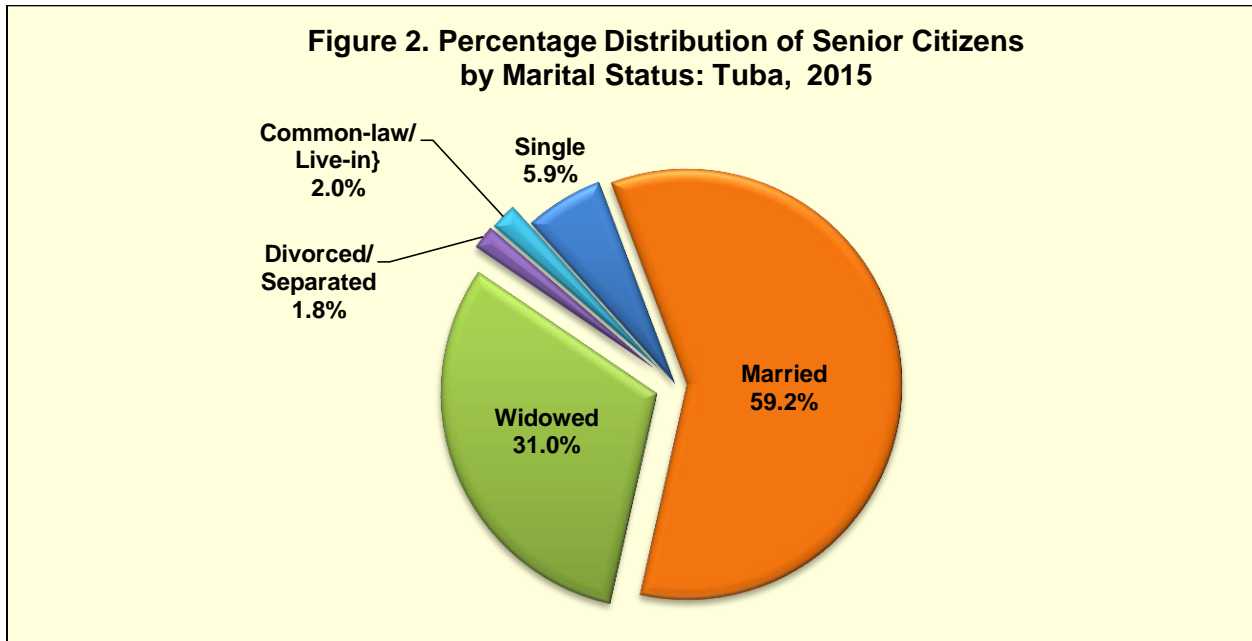
Source: Philippine Statistics Authority

### **Majority of senior citizens are married**

-  Of the total household population aged 60 years and over in the municipality, 54.9 percent (887) were married and 30.4 percent (491) were widowed.
-  A relatively small proportion with status of common-law or live-in was about 2.0 percent (61).
-  Fifty-four senior citizens were divorced or separated which is about 0.7 percent of the



total number of senior citizens in Tuba.



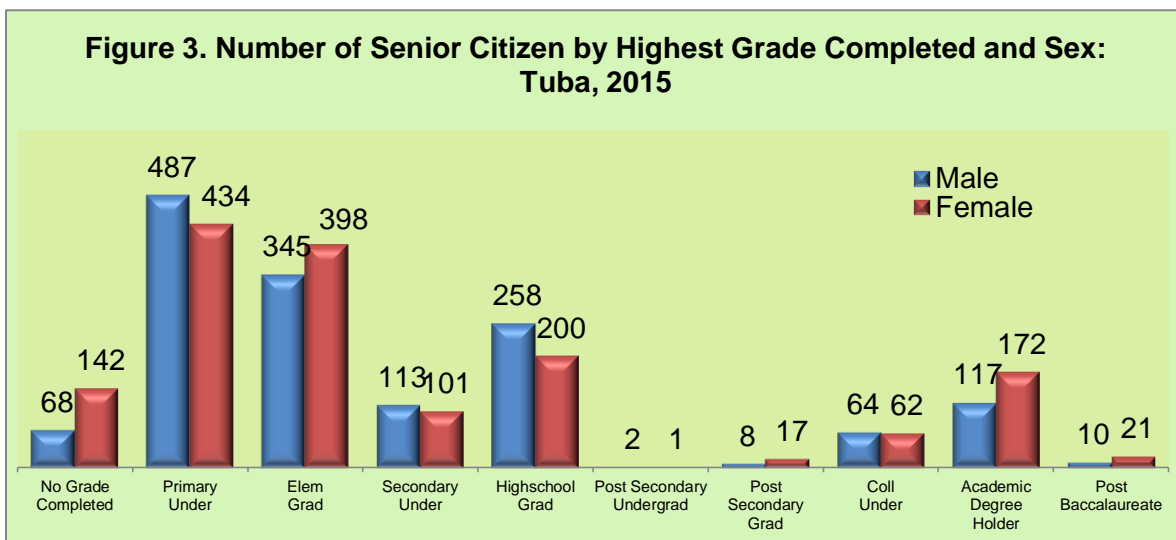
Source: Philippine Statistics Authority



**Few of the seniors are academic degree holder**



Only 9.6 percent of senior citizens in the municipality of Tuba were academic degree holder.



Source: Philippine Statistics Authority



The highest grade that most of the senior citizen had completed was in primary undergraduate having a percentage of 30.5. There were 335 senior citizens who did not



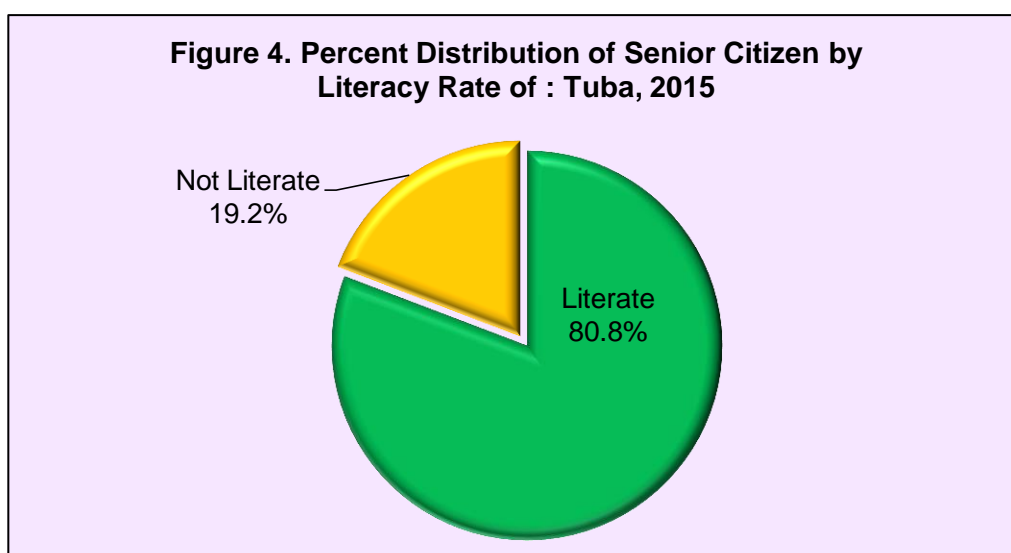
finished any level of education and most of them is female (142).

Male elders exceeded the number of female graduates in high school but not in academic degree holder. There were 36 females (65%) with academic degree holder and only 19 males (34.5%).



### **Eight in every ten elders can read and write simple message**

Simple literacy rate of elders in the municipality of Tuba when compared to household population of senior citizens was 80.8 percent (1,306) as shown in Figure 4. The remaining 19.2 percent (310) cannot able to read and write a simple message.



Source: Philippine Statistics Authority



### **Majority of the seniors are skilled agricultural forestry and fishery workers**

The highest occupation of senior citizen in Tuba was in the field of Skilled Agricultural Forestry and Fishery Workers (773) having a percentage of 48.9. Among the Barangays, Poblacion (92) has the highest number of elders engaged in this field, followed by Ansagan (83) and Tadiangan (71) with 10.7 and 9.2 percent, respectively.



Meanwhile, elementary occupation (310) was the second highest occupation that most of the senior citizens do, with a percentage of 19.6. Poblacion (56) appeared to be the highest number of senior citizen that worked in this field with 18.1 percent followed by Camp 4 (43) and Nangalisan (30) with 13.9 and 9.7 percent.



Elders who engaged in non-gainful activity (dependent/pensioner/ person with disability)



comprise 47.7 percent (1,440) of the household population of senior citizens.

**Table 2. Number of Senior Citizen by their Usual Activity/Occupation:  
 Tuba, 2015**

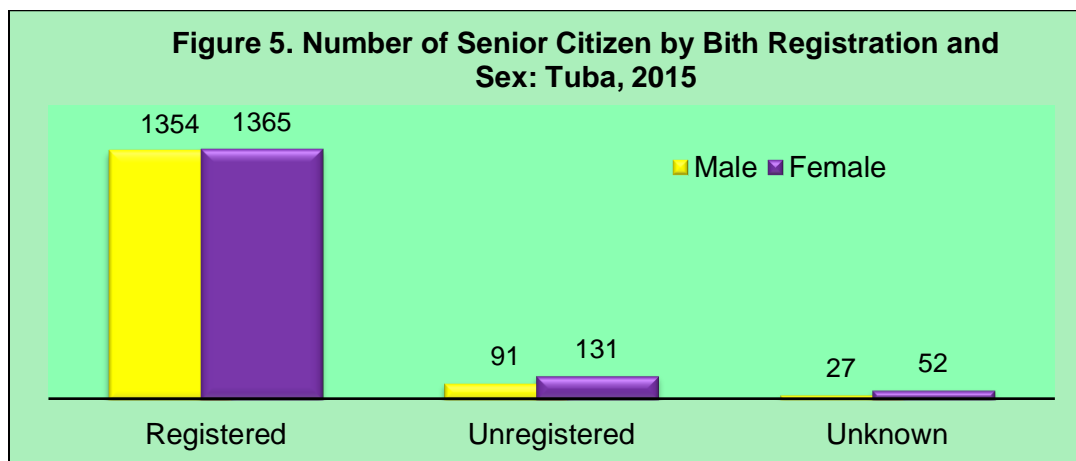
Municipality/ Barangay	Occupation										
	Managers	Professionals	Technicians & Associate Professionals	Clerical Support Workers	Service & Sales Workers	Skilled Agricultural Forestry & Fishery Workers	Craft & Related Trades Workers	Plant & Machine Operators & Assemblers	Elementary Occupations	Armed Forces Occupations	Not Reported
<b>Tuba</b>	<b>171</b>	<b>33</b>	<b>24</b>	<b>17</b>	<b>89</b>	<b>773</b>	<b>94</b>	<b>67</b>	<b>310</b>	<b>1</b>	<b>1</b>
Ansagan	3	-	3	-	2	83	7	3	20	-	-
Camp One	4	-	-	1	7	56	1	1	17	-	-
Camp 3	15	2	4	4	10	63	3	6	19	-	1
Camp 4	29	2	3	1	13	63	27	30	43	-	-
Nangalisan	15	3	3	-	3	40	8	4	30	-	-
Poblacion	38	9	7	5	11	92	12	9	56	1	-
San Pascual	1	-	-	-	1	51	-	-	28	-	-
Tabaan Norte	7	-	-	-	1	53	-	1	11	-	-
Tabaan Sur	2	1	-	-	1	53	1	1	10	-	-
Tadiangan	32	14	3	4	17	71	28	8	29	-	-
Taloy Norte	4	1	-	-	9	58	2	-	10	-	-
Taloy Sur	17	1	1	2	12	68	4	-	19	-	-
Twin Peaks	4	-	-	-	2	22	1	4	18	-	-

Source: Philippine Statistics Authority



**There are still 66 seniors that is unregistered in Tuba**

The percentage of senior citizens whose birth was registered is 90.0 (2,719) while 7.4 percent (222) were unregistered and 2.6 percent (79) was unknown.



Source: Philippine Statistics Authority



## **TECHNICAL NOTES**

The 2015 Census of Population (POPCEN 2015) was undertaken by the Philippine Statistics Authority in August 2015 as mandated by Republic Act No. 10625, otherwise known as the Philippine Statistics Act of 2013. It was the 14<sup>th</sup> Census of Population that was undertaken since the first census in 1903. POPCEN 2015 was designed to take an inventory of the total population all over the Philippines and collect information about their characteristics. Census day for the POPCEN 2015 was August 1, 2015 (12:01 am). POPCEN 2015 made use of the de jure concept of enumeration wherein households and persons are enumerated in the area where they usually reside as of the census reference date. Enumeration lasted for about 25 days, from 10 August to 6 September 2015. Enumeration was extended until 15 October 2015 for large provinces and some highly urbanized cities.

Household – a social unit consisting of a person living alone or a group of person who sleep in the same housing unit and have a common arrangement in preparation and consumption of food.

Household population – comprises of person who belong to a household.

Proportion – a part, share, or number considered in comparative relation to a whole.

Senior citizen or elderly – refers to any resident of the Philippines at least sixty (60) years old (RA 9994).

Literate – a person who can read and write simple message.

Single – a person who has never been married (unmarried).

### **For Inquiries:**

Mail: PSA-Benguet Provincial Statistical Office  
3<sup>rd</sup> Floor Unique Printing Press, Legarda Road, Baguio City

Call: Telephone Number: (074) 244-9461  
Telefax Number: (074) 620-5516

Email: [psabenguet011@gmail.com](mailto:psabenguet011@gmail.com)