



## SPECIAL RELEASE



Date of Release: October 15, 2019

Reference No. 19CAR11-SR17



### Senior citizens reach more than a thousand in the Municipality of Sablan



Senior citizens made up 9.7 percent of the municipality's household population. Senior citizens defined as individuals belonging to the age group 60 years and over. Senior citizens made up the 8.3 percent (1,616) as shown in Table 1. It is 15.2 percent (213) higher compared to the 2010 population of elders.



Among the barangays, the highest number of elders was in Poblacion with 25.1 percent, followed by Bayabas with 24.7 percent, and Banangan with 13.7 percent. Meanwhile, Balluay had the least percentage of elders with 5.0.



In terms of proportion of senior citizens to the household population, Bagong posted the highest at 12.8 percent, followed by Bayabas at 11.2 percent. Both proportions were higher than the municipal level of 9.7 percent.






Barangay Kamog had the least proportion of senior citizens to the household population with 7.2 percent.

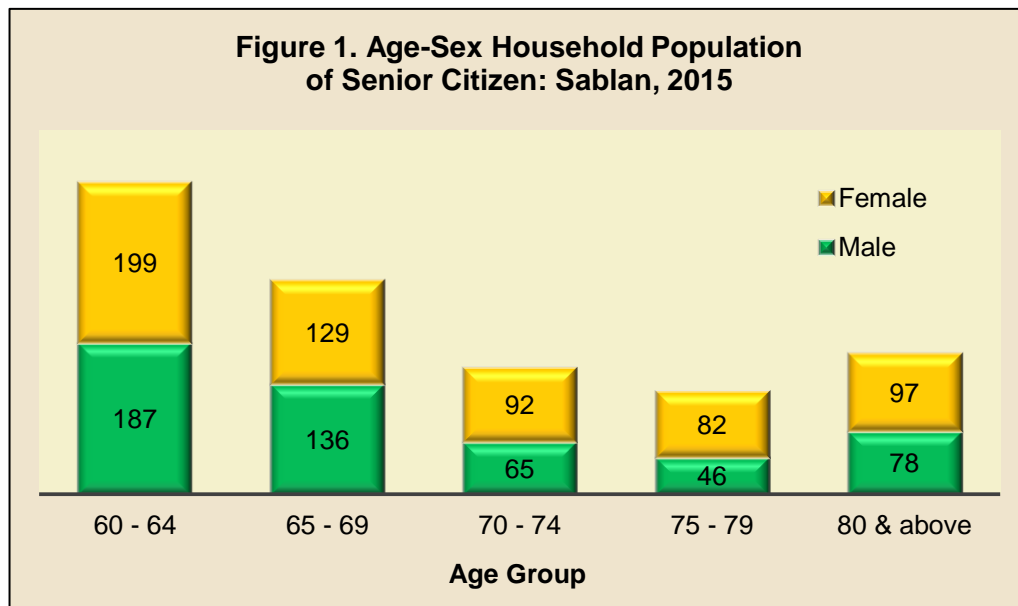
**Table 1. Household Population and Number of Senior Citizens  
by Barangay: Sablan, 2015**

Barangay	Household Population	Senior Citizens	Percentage to Total Sablan Household Population of Senior Citizens	Percentage of Senior Citizens to Household Population
<b>SABLAN</b>	<b>11,440</b>	<b>1,111</b>	<b>100.0</b>	<b>9.7</b>
Bagong	705	90	8.1	12.8
Balluay	536	56	5.0	10.4
Banangan	1,808	152	13.7	8.4
Banengbeng	1,072	94	8.5	8.8
Bayabas	2,451	274	24.7	11.2
Kamog	1,468	105	9.5	7.2
Pappa	593	61	5.5	10.3

Source: Philippine Statistics Authority




### **Female senior citizens outnumber males**

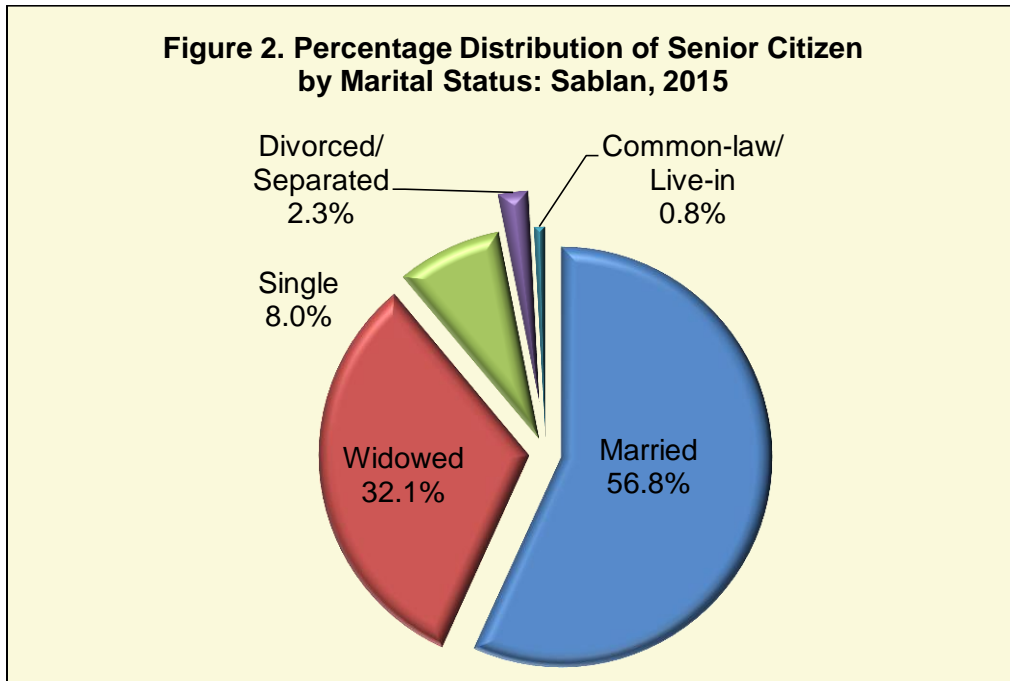
-  Of the total senior citizens in the municipality of Sablan, 599 were females while 512 were males.
-  Female senior citizens outnumbered males in all age groups except the age group of 65-69 with the biggest gap on those who are 75-79 years old.
-  The number of senior citizens decreases as age increases. About 34.7 percent (386) of the elders belongs to age group 60-64 years old, 23.9 percent (265) belongs to 65-69 years old, 14.1 percent (157) were 70-74 years old, 11.5 percent (128) were 75-79 years old and 15.8 percent (175) were 80 years old and above.



Source: Philippine Statistics Authority

### **Majority of senior citizens are married**

-  Of the total household population aged 60 years and over in the municipality, 56.8 percent (631) were married and 32.1 percent (357) were widowed.
-  A relatively small proportion of seniors were divorced or separated with 2.3 percent (25).
-  There were only 9 senior citizens with status of common-law or live-in, representing 0.8 percent of the total number of senior citizens in Sablan.



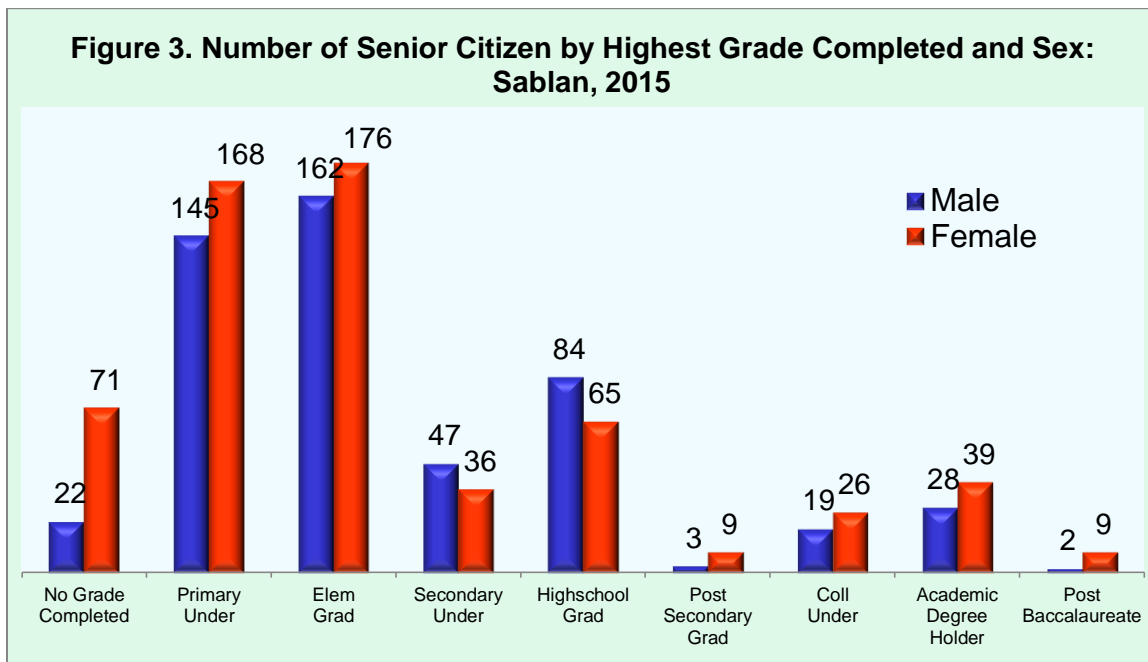
Source: Philippine Statistics Authority



**Few of the seniors are academic degree holder**



Only 67 senior citizens in the municipality of Sablan were academic degree holder.



Source: Philippine Statistics Authority



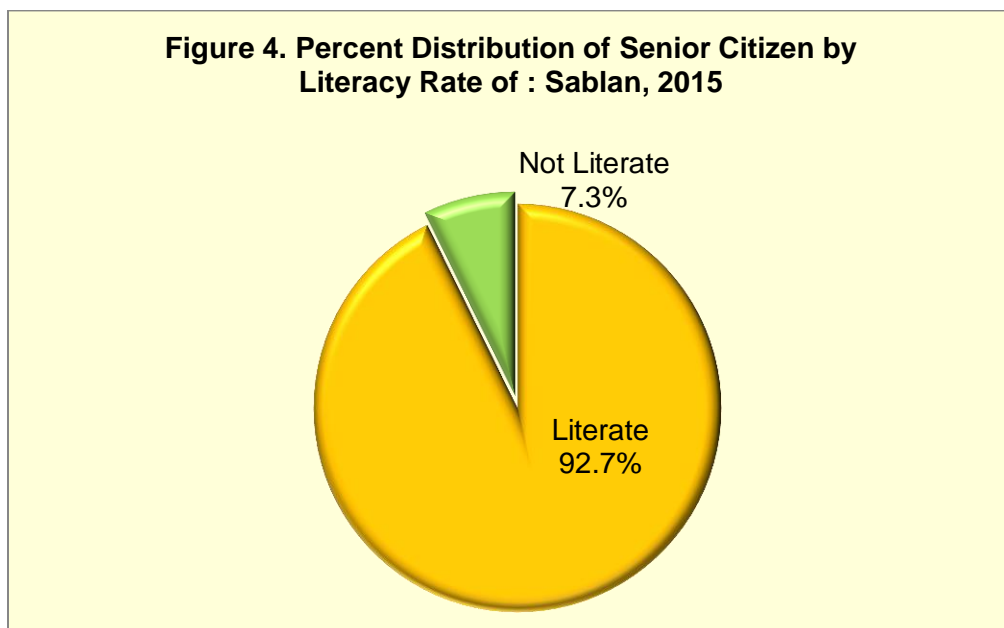
Mostly 338 or 30.4% of the senior citizens finished elementary graduate followed by primary undergraduate with 313 (28.1%). There were 93 (8.4%) senior citizens who did not finish any level of education and most of them is female.

Male elders exceeded the number of female graduates in high school but not in academic degree holder. There were 39 females with academic degree holder and only 28 males.



### **Nine in every ten elders can read and write simple message**

Simple literacy rate of elders in the municipality of Sablan when compared to household population was 92.7 percent (1,030) as shown in Figure 4. The remaining 7.3 percent (81) cannot able to read and write a simple message.



Source: Philippine Statistics Authority



### **Mostly of the senior are skilled agricultural forestry and fishery workers**

Mostly (29.2% or 324) of the senior citizens in Sablan were skilled agricultural forestry and fishery workers, followed by seniors engaged in elementary occupations with 12.0 percent (133).

There were 534 (48.1%) seniors who engaged in non-gainful activity (dependent/pensioner/ person with disability).

In every barangay, almost all elders were skilled agricultural forestry and fishery workers.



Bayabas posted the highest number of seniors engaged in skilled agricultural forestry and fishery workers and elementary occupations.

**Table 2. Number of Senior Citizen by their Usual Activity/Occupation:  
 Sablan, 2015**

Barangay	Occupation									
	Managers	Professionals	Technicians and Associate Professionals	Clerical Support Workers	Service and Sales Workers	Skilled Agricultural Forestry and Fishery Workers	Craft and Related Trades Workers	Plant and Machine Operators and Assemblers	Elementary Occupations	
<b>SABLAN</b>	<b>47</b>	<b>2</b>	<b>5</b>	<b>5</b>	<b>24</b>	<b>324</b>	<b>20</b>	<b>17</b>	<b>133</b>	
Bagong	-	-	-	-	-	40	-	-	23	
Balluay	-	-	-	-	-	25	-	1	5	
Banagan	5	1	2	3	11	27	3	3	14	
Banengbeng	4	1	-	-	-	30	1	-	14	
Bayabas	7	-	2	-	4	63	2	6	32	
Kamog	8	-	-	-	1	44	3	1	14	
Pappa	1	-	-	-	-	35	4	-	11	
Poblacion	22	-	1	2	8	60	4	6	20	

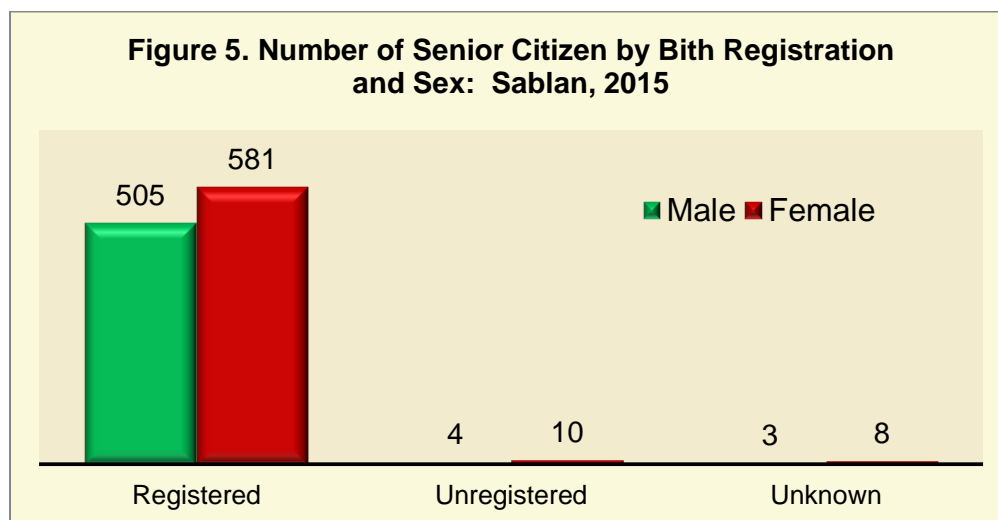
Source: Philippine Statistics Authority



**There are still 66 seniors that is unregistered in Sablan**



The percentage of senior citizens whose birth was registered is 97.7 (1,086) while 1.3 percent (14) was unregistered and 1.0 percent (11) was unknown.



Source: Philippine Statistics Authority



## **TECHNICAL NOTES**

The 2015 Census of Population (POPCEN 2015) was undertaken by the Philippine Statistics Authority in August 2015 as mandated by Republic Act No. 10625, otherwise known as the Philippine Statistics Act of 2013. It was the 14<sup>th</sup> Census of Population that was undertaken since the first census in 1903. POPCEN 2015 was designed to take an inventory of the total population all over the Philippines and collect information about their characteristics. Census day for the POPCEN 2015 was August 1, 2015 (12:01 am). POPCEN 2015 made use of the de jure concept of enumeration wherein households and persons are enumerated in the area where they usually reside as of the census reference date. Enumeration lasted for about 25 days, from 10 August to 6 September 2015. Enumeration was extended until 15 October 2015 for large provinces and some highly urbanized cities.

Household – a social unit consisting of a person living alone or a group of person who sleep in the same housing unit and have a common arrangement in preparation and consumption of food.

Household population – comprises of person who belong to a household.

Proportion – a part, share, or number considered in comparative relation to a whole.

Senior citizen or elderly – refers to any resident of the Philippines at least sixty (60) years old (RA 9994).

Literate – a person who can read and write simple message.

Single – a person who has never been married (unmarried).

### **For Inquiries:**

Mail: PSA-Benguet Provincial Statistical Office  
3<sup>rd</sup> Floor Unique Printing Press, Legarda Road, Baguio City

Call: Telephone Number: (074) 244-9461  
Telefax Number: (074) 620-5516

Email: [psabenguet011@gmail.com](mailto:psabenguet011@gmail.com)