




SPECIAL RELEASE



Date of Release: October 15, 2019

Reference No. 19CAR11-SR26



Senior citizens reach more than a thousand in the Municipality of Mankayan

Senior citizens defined as individuals belonging to the age group 60 years and over. In 2015, the household population of the municipality of Mankayan reached 35.9 thousand. Senior citizens made up the 6.4 percent (2,299) as shown in Table 1. It is 29.0 percent (517) higher compared to the 2010 population of elders.

Among the Municipality/Barangay, the highest number of elders was in Balili with 15.4 percent, followed by Tabio with 12.3 percent, and Paco with 11.1 percent. Meanwhile, Bedbed had the least of elders with 4.5 percent.

In terms of proportion of senior citizens to the household population, Bedbed posted the highest at 7.6 percent, followed by Colalo at 8.4 percent.

Paco had the least proportion of senior citizens to the household population with 4.4 percent.

**Table 1. Household Population and Number of Senior Citizens
by Barangay: Mankayan, 2015**

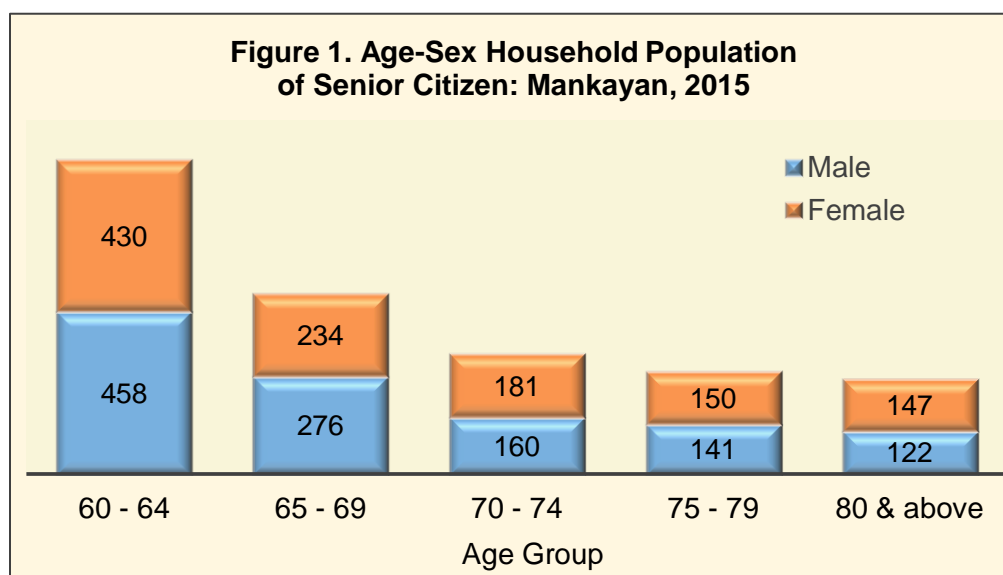
Barangay	Household Population	Senior Citizens	Percentage to Total Mankayan Household Population of Senior Citizens	Percentage of Senior Citizens to Household Population
MANKAYAN	35,914	2299	100	6.40
Balili	6,537	355	15.44	5.43
Bedbed	1,058	104	4.52	9.83
Bulalacao	3,205	203	8.83	6.33
Cabiten	2,129	150	6.52	7.05
Colalo	1,268	118	5.13	9.31
Guinaoang	2,249	171	7.44	7.60
Paco	5,744	255	11.09	4.44
Palasaan	2,358	189	8.22	8.02
Poblacion	2,572	185	8.05	7.19
Sapid	3,218	166	7.22	5.16
Tabio	3,855	283	12.31	7.34

Source: Philippine Statistics Authority



Male senior citizens outnumber females

- Of the total senior citizens in Mankayan, 50.3 percent were male while the rest were female.
- Male senior citizens outnumbered females except for the age group 70 to 74, 75 to 79 years old and 80 years old and over.
- The number of senior citizens decreases as age increases. About 38.8 percent (888) of the elders belongs to age group 60-64 years old, 22.3 percent (510) belongs to 65-69 years old, 14.9 percent (341) were 70-74 years old, 12.7 percent (291) were 75-79 and 11.7 percent (269) were 80 years old and above.



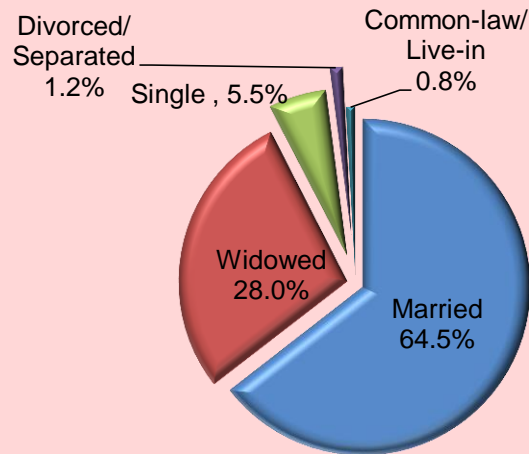
Source: Philippine Statistics Authority



Majority of senior citizens are married

- Of the total household population aged 60 years and over in the municipality, 64.5 percent (1483) were married and 28.0 percent (644) were widowed.
- A relatively small proportion was reported divorced or separated with 1.2 percent (28).
- There were 18 senior citizens with status of common-law or live-in, representing 0.8 percent of the total number of senior citizens in Mankayan.

Figure 2. Percentage Distribution of Senior Citizen by Marital Status: Mankayan, 2015



Source: Philippine Statistics Authority

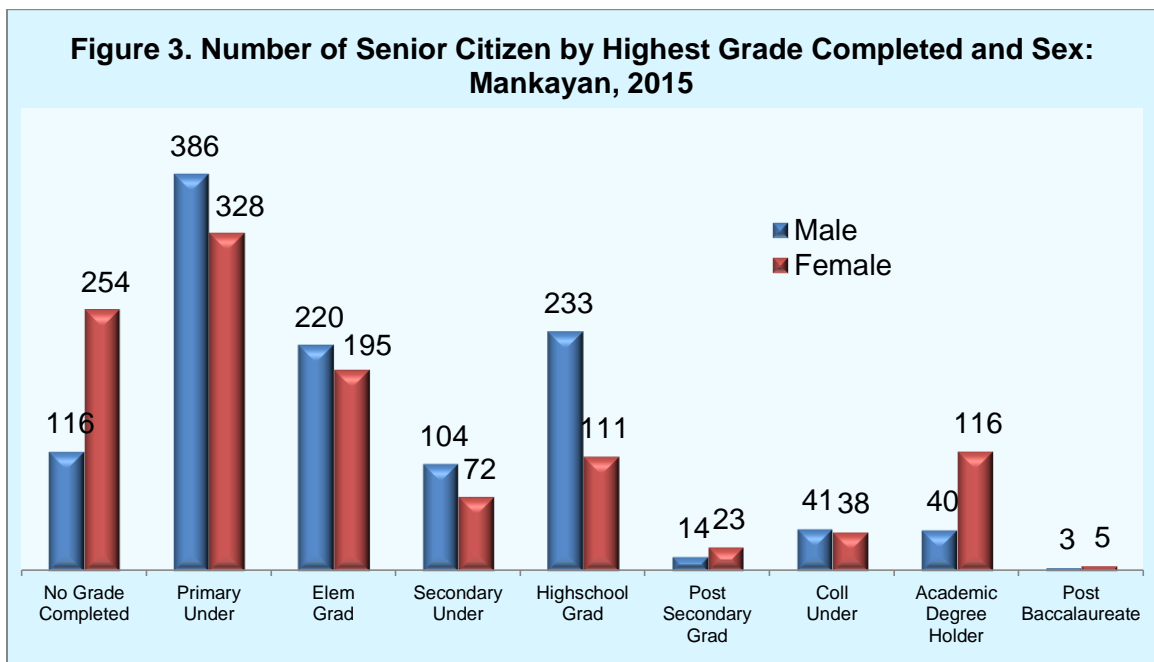


Few of the seniors are academic degree holder



Only 156 senior citizens in the municipality of Mankayan were academic degree holder.

Figure 3. Number of Senior Citizen by Highest Grade Completed and Sex: Mankayan, 2015



Source: Philippine Statistics Authority



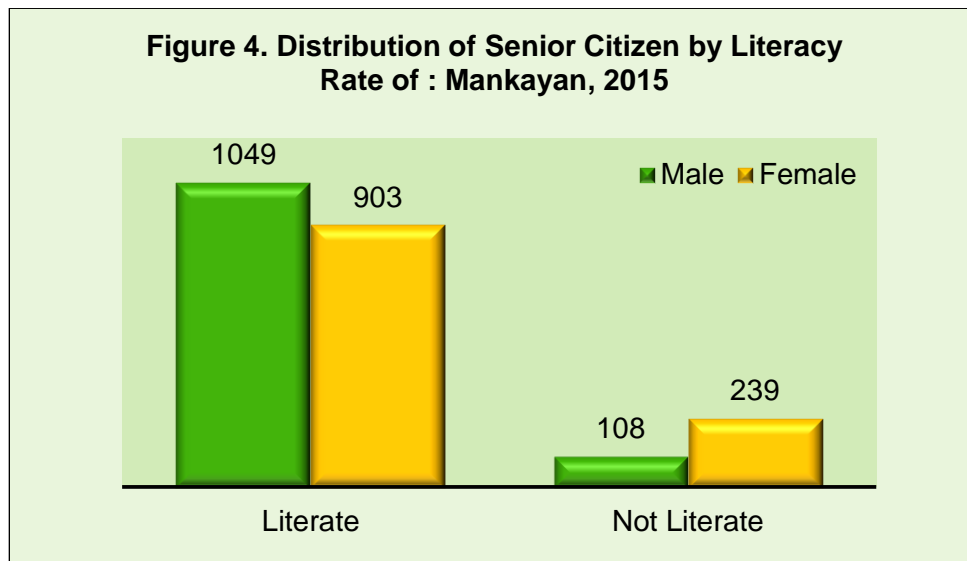
Mostly (18.05 or 31.1%) of the senior citizens finished primary undergraduate followed by elementary graduate with 415 (18.1%). There were 370 senior citizens (16.09%) who did not finish any level of education and most of them is female (254).

Male elders exceeded the number of female graduates in elementary and high school but not in academic degree holder. There were 116 females (74.4%) academic degree holder and only 40 males (25.6%).



Majority of the elders can read and write simple message

Simple literacy rate of elders in the municipality of Mankayan was 84.9 percent (1,952). The remaining 15.1 percent (347) cannot able to read and write a simple message. Moreover, literacy rate for males were higher than the females as shown in Figure 4.



Source: Philippine Statistics Authority



Most of the senior are skilled agricultural forestry and fishery workers

Mankayan's senior citizens occupation maximized by 43.8% (529) Skilled Agricultural Forestry and Fishery Workers, 27.1% (333) Elementary Occupations and 10.8% (133) Managers. There are 18.3% (234) senior citizens reported having other works than the three-majority works.

There were 46.5 percent (1,070) seniors engaged in non-gainful activity (dependent/pensioner/ person with disability).

Balili had the highest number of skilled agricultural forestry and fishery workers and also senior engaged in elementary occupations. Poblacion posted the highest number of managers.

**Table 2. Number of Senior Citizen by their Usual Activity/Occupation:
Mankayan, 2015**

Barangay	Occupation								
	Managers	Professionals	Technicians and Associate Professionals	Clerical Support Workers	Service and Sales Workers	Skilled Agricultural Forestry and Fishery Workers	Craft and Related Trades Workers	Plant and Machine Operators and Assemblers	Elementary Occupations
MANKAYAN	133	21	23	14	51	529	56	69	333
Balili	14	1	1	-	3	134	2	5	71
Bedbed	6	-	-	-	1	43	1	2	19
Bulalacao	11	-	1	-	3	75	2	4	36
Cabiten	-	-	2	-	-	33	-	2	37
Colalo	3	-	-	2	6	33	1	-	16
Guinaoang	10	3	1	-	6	35	5	1	26
Paco	16	10	2	-	7	28	16	7	12
Palasaan	7	-	1	1	-	18	2	20	42
Poblacion	30	2	4	5	16	6	9	4	7
Sapid	8	2	5	2	2	43	8	7	17
Tabio	22	2	4	4	6	67	9	5	40

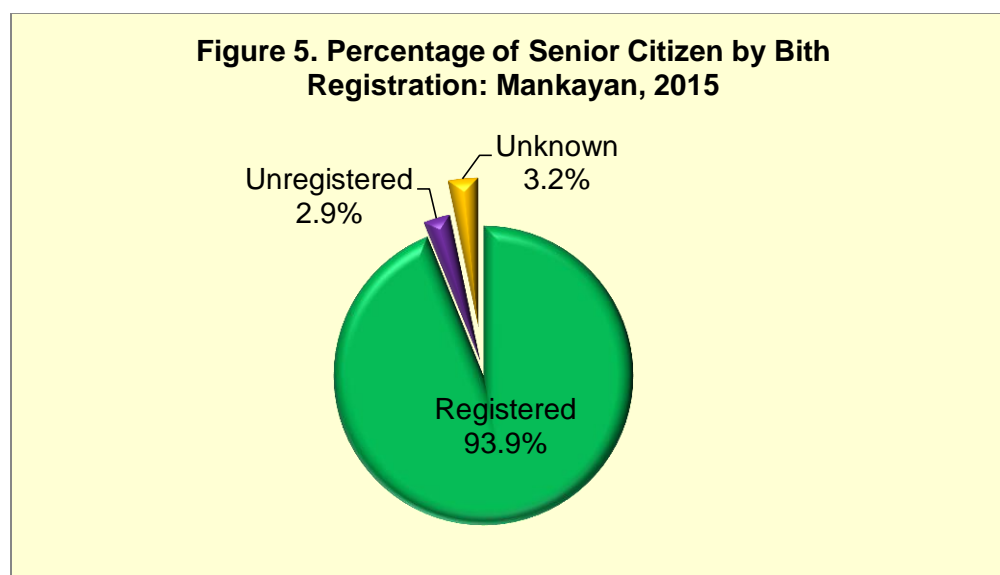
Source: Philippine Statistics Authority



There are 66 unregistered birth of seniors in Mankayan



The percentage of senior citizens whose birth was registered is 93.9 percent (1,536) and 2.9 percent (66) were unregistered while 3.2 percent (74) are unknown.



Source: Philippine Statistics Authority



TECHNICAL NOTES

The 2015 Census of Population (POPCEN 2015) was undertaken by the Philippine Statistics Authority in August 2015 as mandated by Republic Act No. 10625, otherwise known as the Philippine Statistics Act of 2013. It was the 14th Census of Population that was undertaken since the first census in 1903. POPCEN 2015 was designed to take an inventory of the total population all over the Philippines and collect information about their characteristics. Census day for the POPCEN 2015 was August 1, 2015 (12:01 am). POPCEN 2015 made use of the de jure concept of enumeration wherein households and persons are enumerated in the area where they usually reside as of the census reference date. Enumeration lasted for about 25 days, from 10 August to 6 September 2015. Enumeration was extended until 15 October 2015 for large provinces and some highly urbanized cities.

Household – a social unit consisting of a person living alone or a group of person who sleep in the same housing unit and have a common arrangement in preparation and consumption of food.

Household population – comprises of person who belong to a household.

Proportion – a part, share, or number considered in comparative relation to a whole.

Senior citizen or elderly – refers to any resident of the Philippines at least sixty (60) years old (RA 9994).

Literate – a person who can read and write simple message.

Single – a person who has never been married (unmarried).

For Inquiries:

Mail: PSA-Benguet Provincial Statistical Office
3rd Floor Unique Printing Press, Legarda Road, Baguio City

Call: Telephone Number: (074) 244-9461
Telefax Number: (074) 620-5516

Email: psabenguet011@gmail.com