



SPECIAL RELEASE



Date of Release: October 15, 2019

Reference No. 19CAR11-SR25



Senior citizens reach more than a thousand in the Municipality of La Trinidad

Senior citizens defined as individuals belonging to the age group 60 years and over. In 2015, the household population of the municipality of La Trinidad reached 128.3 thousand. Senior citizens made up the 5.3 percent (1,616) as shown in Table 1. It is 35.8 percent (1,798) higher compared to the 2010 population of elders.

Among the Municipality/Barangay, the highest number of elders was in Pico with 15.7 percent, followed by Balili with 11.9 percent, and Poblacion with 10.5 percent. Meanwhile, Bineng had the least of elders with 1.5 percent.

Table 1. Household Population and Number of Senior Citizens by Barangay: La Trinidad, 2015

Barangay	Household Population	Senior Citizens	Percentage to Total La Trinidad Household Population of Senior Citizens	Percentage of Senior Citizens to Household Population
La Trinidad	128,360	6,820	100.0	5.3
Alapang	4,477	313	4.6	7.0
Alno	2,883	173	2.5	6.0
Ambiong	7,149	422	6.2	5.9
Bahong	5,188	368	5.4	7.1
Balili	18,798	810	11.9	4.3
Beckel	3,908	298	4.4	7.6
Bineng	1,624	100	1.5	6.2
Betag	9,684	356	5.2	3.7
Cruz	3,721	258	3.8	6.9
Lubas	6,151	289	4.2	4.7
Pico	23,175	1,073	15.7	4.6
Poblacion	12,886	718	10.5	5.6
Puguis	8,975	492	7.2	5.5
Shilan	4,785	323	4.7	6.8
Tawang	9,014	549	8.0	6.1
Wangal	5,942	278	4.1	4.7

Source: Philippine Statistics Authority



In terms of proportion of senior citizens to the household population, Beckel posted the highest at 7.6 percent, followed by Bahong at 8.4 percent.



Betag had the least proportion of senior citizens to the household population with 3.7



percent.



Female senior citizens outnumber males



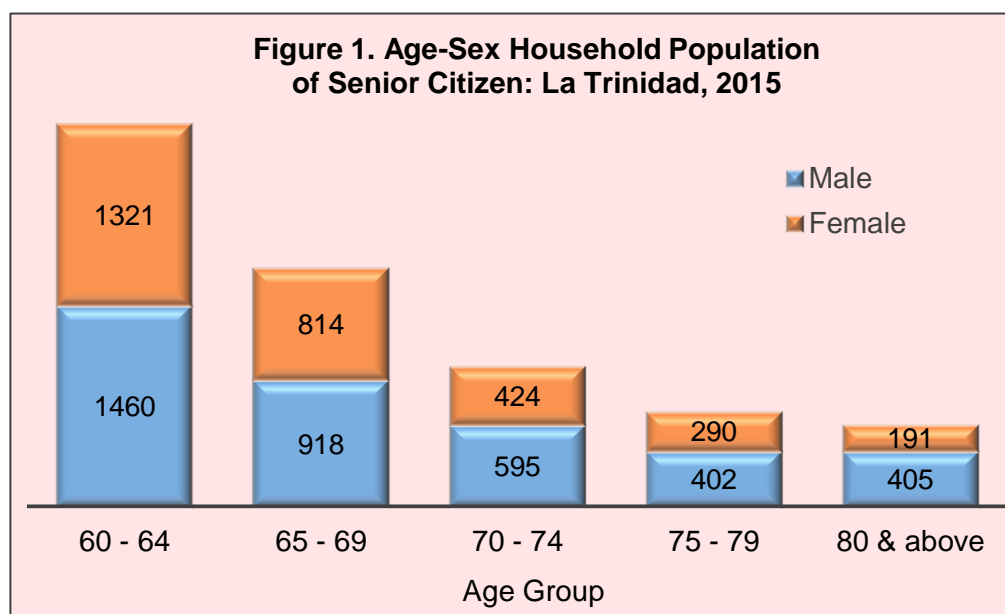
Of the total senior citizens in the La Trinidad, 55.4 percent (3,780) were females while the rest were males.



Female senior citizens outnumbered males in all age groups with the biggest gap in the age group 80 years and over.



The number of senior citizens decreases as age increases. About 21.4 percent (1,460) of the elders belongs to age group 60-64 years old, 13.5 percent (918) belongs to 65-69 years old, 8.7 percent (595) were 70-74 years old and 5.9 percent (405) were 80 years old and above.



Source: Philippine Statistics Authority



Majority of senior citizens are married



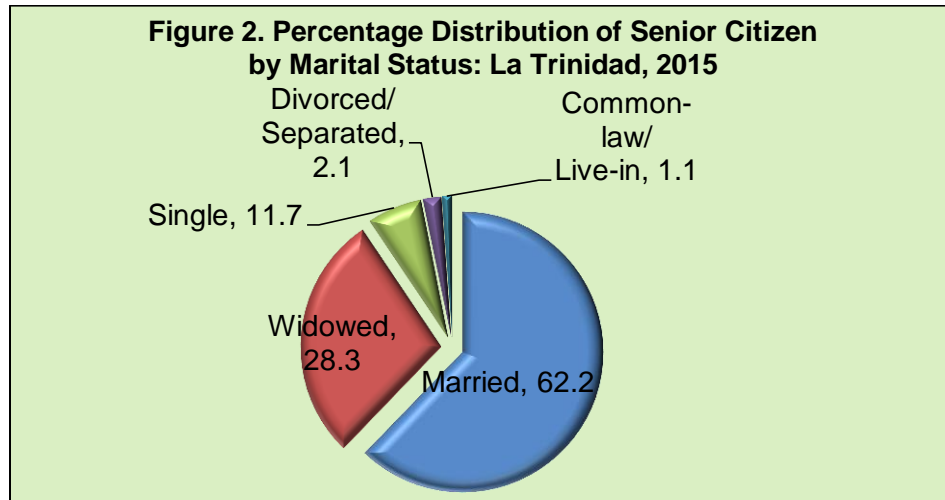
Of the total household population of senior citizen, majority was married with 62.2 percent (4,243) and widowed is 28.3 percent (1,933).



A relatively small proportion was reported divorced or separated with 2.1 percent (141).



There were 72 senior citizens with status of common-law or live-in which is 1.1 percent of the total number of senior citizens in La Trinidad.

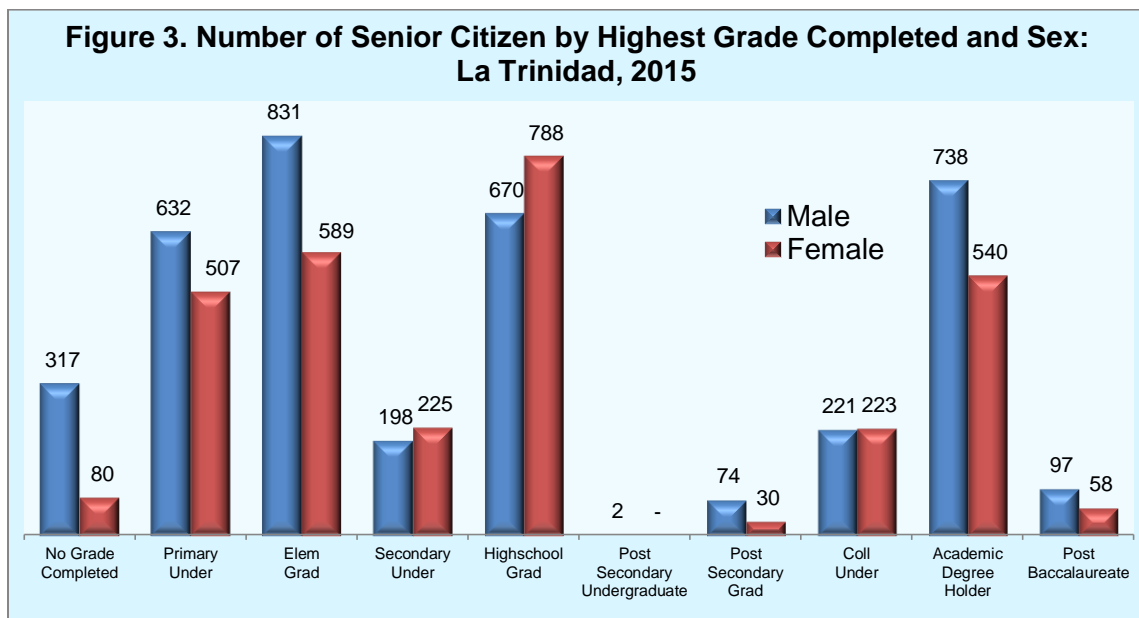


Source: Philippine Statistics Authority



Few of the seniors are academic degree holder

- There are 1,278 senior citizens in the municipality of La Trinidad who are academic degree holder.
- In the distribution of senior citizen by highest grade completed, substantial number of female and male senior citizen population were elementary graduate with a total number of 831 and high school graduate with 788, respectively. Only 2 senior citizens were post-secondary graduate.

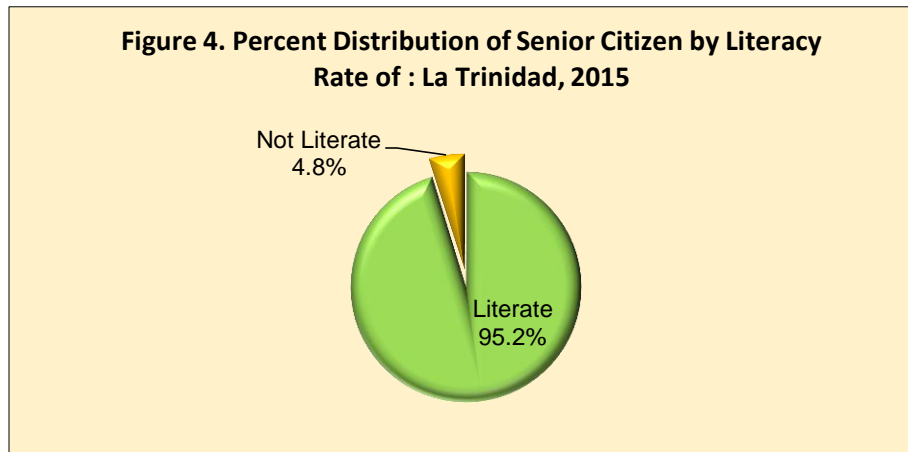


Source: Philippine Statistics Authority



Nine in every ten elders can read and write simple message

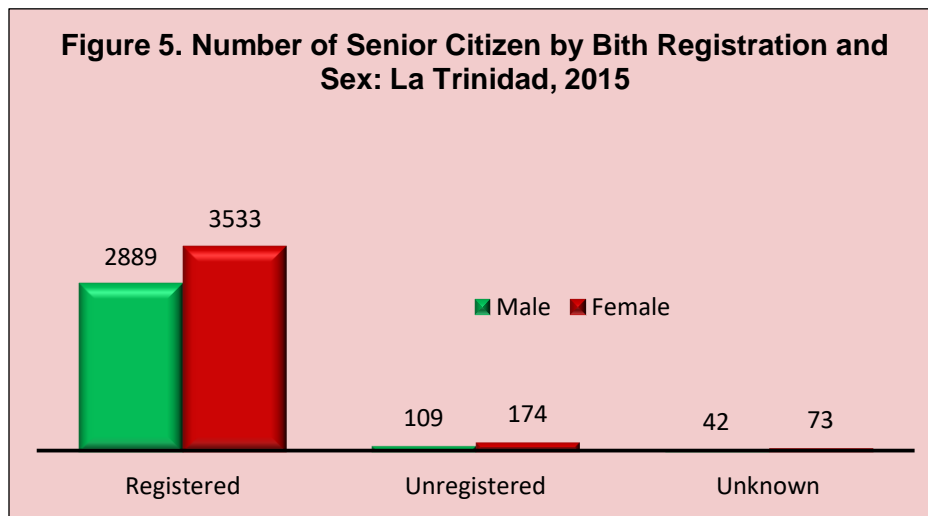
Simple literacy rate of elders in the municipality of La Trinidad when compared to household population was 95.2 percent (6,491) as shown in Figure 4. The remaining 4.8 percent (329) cannot able to read and write a simple message. Moreover, literacy rate for females were higher than the males.



Source: Philippine Statistics Authority

There are 283 seniors that is unregistered in La Trinidad




The percentage of senior citizens whose birth was registered is 94.2 percent (6,422) while 4.1 percent (283) were unregistered.



Source: Philippine Statistics Authority



Mostly of the senior are skilled agricultural forestry and fishery workers

-  Mostly 12.7 percent (863) of the senior citizens in La Trinidad were skilled agricultural forestry and fishery workers. This was followed by managers with 8.7 percent (593) and 6.0 percent were senior engaged in elementary occupations.
-  There were 4,084 (41.6%) seniors who engaged in non-gainful activity (dependent/pensioner/ person with disability).
-  Shilan posted the highest number of skilled agricultural forestry and fishery workers while Balili and Pico had the highest number of seniors who were managers.

**Table 2. Number of Senior Citizen by their Usual Activity/Occupation:
 La Trinidad, 2015**

Barangay	Occupation								
	Managers	Professionals	Technicians and Associate Professionals	Clerical Support Workers	Service and Sales Workers	Skilled Agricultural Forestry and Fishery Workers	Craft and Related Trades Workers	Plant and Machine Operators and Assemblers	Elementary Occupations
LA TRINIDAD	593	144	102	46	282	863	218	181	406
Alapang	21	4	2	2	11	24	3	5	15
Alno	10	1	1	0	7	54	2	2	26
Ambiong	30	8	8	0	9	49	15	9	25
Bahong	21	5	5	2	5	86	2	3	41
Balili	114	25	13	13	50	44	35	26	45
Beckel	22	3	1	2	11	72	4	7	17
Bineng	4	1	2	0	1	44	0	1	5
Betag	52	16	10	2	31	22	10	8	26
Cruz	27	7	5	3	13	19	8	13	5
Lubas	14	6	4	3	8	29	11	9	20
Pico	113	31	19	6	50	80	49	33	55
Poblacion	51	16	17	7	21	40	33	18	28
Puguis	44	9	7	2	22	71	6	13	29
Shilan	12	2	0	0	6	103	5	8	29
Tawang	31	5	2	1	31	74	31	15	27
Wangal	27	5	6	3	6	52	4	11	13

Source: Philippine Statistics Authority



TECHNICAL NOTES

The 2015 Census of Population (POPCEN 2015) was undertaken by the Philippine Statistics Authority in August 2015 as mandated by Republic Act No. 10625, otherwise known as the Philippine Statistics Act of 2013. It was the 14th Census of Population that was undertaken since the first census in 1903. POPCEN 2015 was designed to take an inventory of the total population all over the Philippines and collect information about their characteristics. Census day for the POPCEN 2015 was August 1, 2015 (12:01 am). POPCEN 2015 made use of the de jure concept of enumeration wherein households and persons are enumerated in the area where they usually reside as of the census reference date. Enumeration lasted for about 25 days, from 10 August to 6 September 2015. Enumeration was extended until 15 October 2015 for large provinces and some highly urbanized cities.

Household – a social unit consisting of a person living alone or a group of person who sleep in the same housing unit and have a common arrangement in preparation and consumption of food.

Household population – comprises of person who belong to a household.

Proportion – a part, share, or number considered in comparative relation to a whole.

Senior citizen or elderly – refers to any resident of the Philippines at least sixty (60) years old (RA 9994).

Literate – a person who can read and write simple message.

Single – a person who has never been married (unmarried).

For Inquiries:

Mail: PSA-Benguet Provincial Statistical Office
3rd Floor Unique Printing Press, Legarda Road, Baguio City

Call: Telephone Number: (074) 244-9461
Telefax Number: (074) 620-5516

Email: psabenquet011@gmail.com