



## SPECIAL RELEASE



Date of Release: October 15, 2019

Reference No. 19CAR11-SR24



### Senior citizens reach more than a thousand in the Municipality of Kibungan

Senior citizens defined as individuals belonging to the age group 60 years and over. In 2015, seniors made up 7.3 percent of the Municipality of Kibungan's household population.

Among the barangays, the highest number of elders was in Madaymen with 21.6 percent, followed by Poblacion with 21.4 percent, and Sagpat with 20.0 percent. Meanwhile, Badeo had the least of elders with 5.5 percent.

In terms of proportion of senior citizens to the household population, Lubo posted the highest at 9.5 percent, followed by Madaymen at 1.71 percent. Madaymen proportions were higher than the municipality level of 7.9 percent.

Badeo had the least proportion of senior citizens to the household population with 0.4 percent.

**Table 1. Household Population and Number of Senior Citizens by Barangay: Kibungan, 2015**

Barangay	Household Population	Senior Citizens	Percentage to Total Kibungan Household Population of Senior Citizens	Percentage of Senior Citizens to Household Population
<b>Kibungan</b>	<b>17,281</b>	<b>1,372</b>	<b>100</b>	<b>7.9</b>
Badeo	894	75	5.5	0.4
Lubo	1,230	117	8.5	9.5
Madaymen	5,727	297	21.6	1.71
Palina	1,363	109	7.9	0.6
Poblacion	2,504	293	21.4	1.69
Sagpat	3,502	274	20.0	1.59
Tacadang	2,061	207	15.1	1.2

Source: Philippine Statistics Authority



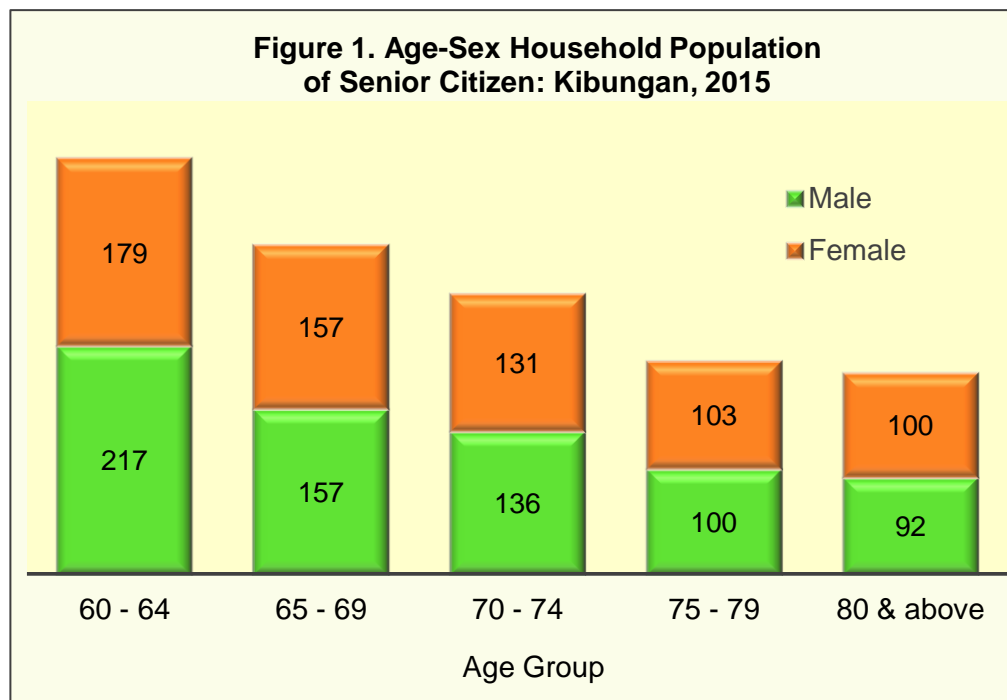
### Male senior citizens outnumber females

Of the total senior citizens in Kibungan, 51.2 percent were males while the rest were



females.

- Male senior citizens outnumbered males at age groups 60-64 and 70-74 except at the age group of 75 and above.
- The percentage distribution of senior citizens decreases as age increases. About 28.9 percent (396) of the population of senior citizens were 60 to 64 years old, 22.9 percent (314) were 65 to 69 years old, 19.5 percent (267) were 70 to 74 years old, 14.8 percent (203) were 75-79 years old and 14.0 percent were 80 and above years old.

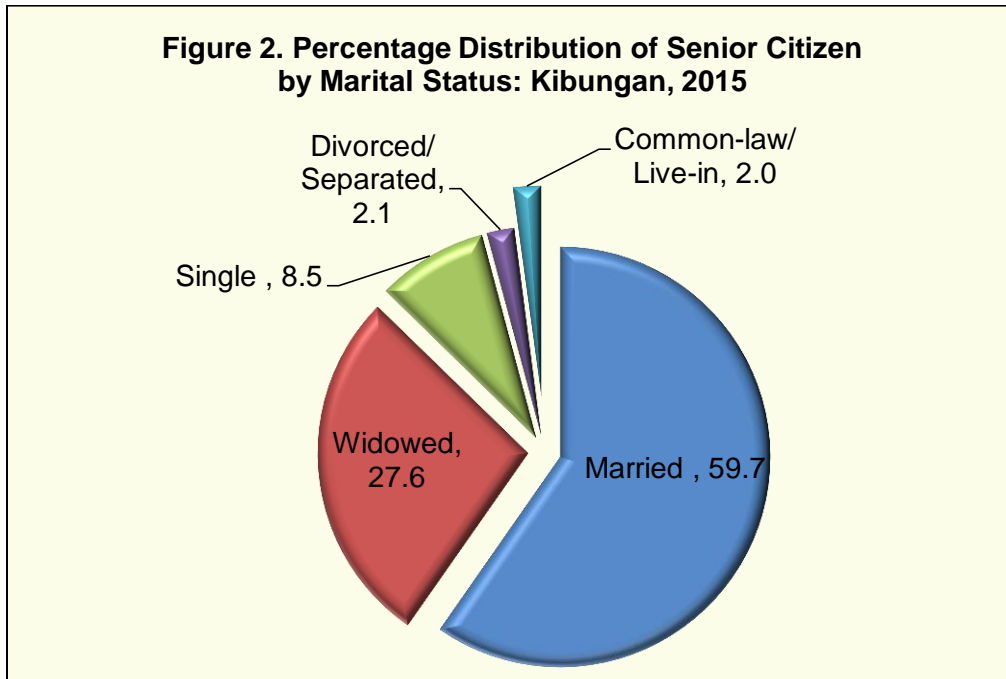


Source: Philippine Statistics Authority



### **Majority of senior citizens are married**

- Of the total household population aged 60 years and over in the Municipality, 59.7 percent were married and 27.62 percent were widowed.
- A relatively small proportion was divorced or separated and common-law or live-in with 2.1 percent (29) and 2.0 percent (28) respectively.
- There were only 117 senior citizens with status single, representing 8.5 percent of the total number of senior citizens in Kibungan.



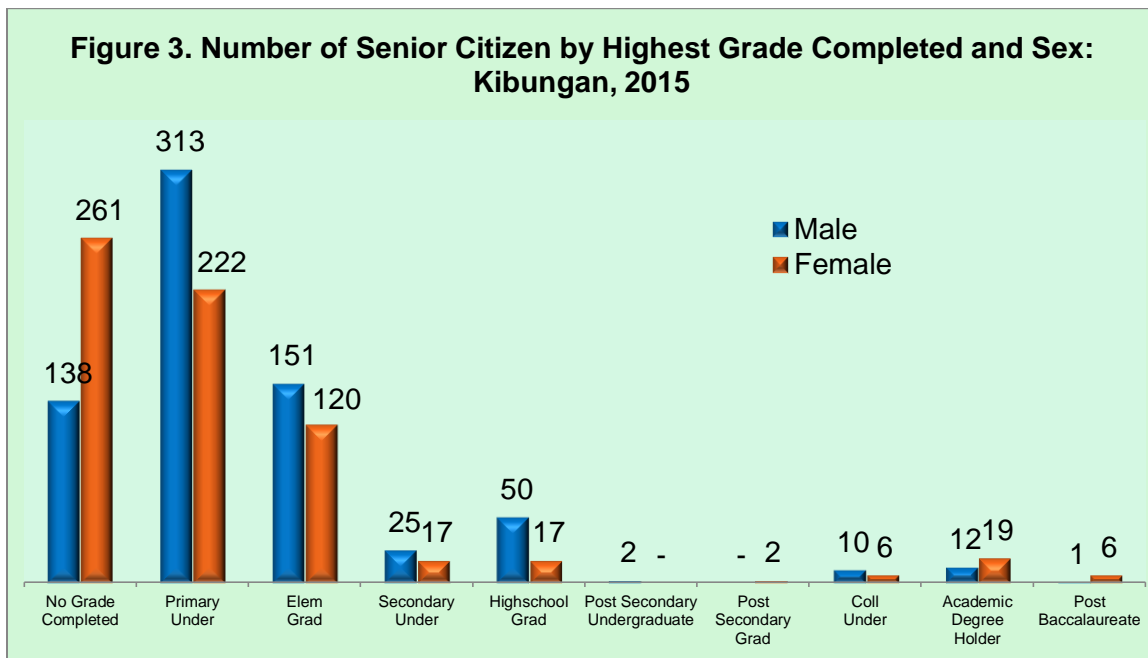
Source: Philippine Statistics Authority



**Few of the seniors are academic degree holder**



Only 31 senior citizens in the municipality of Kibungan were academic degree holder.



Source: Philippine Statistics Authority



Most of the senior citizens were primary undergraduate (535 or 39.0%) followed by no grade completed with 399 or 29.1 percent and elementary graduate with 19.8 percent. About 19.0 percent (261) of female senior citizens did not finish any level of education higher than males that is 138 or 10.1 percent of the seniors in Kibungan.



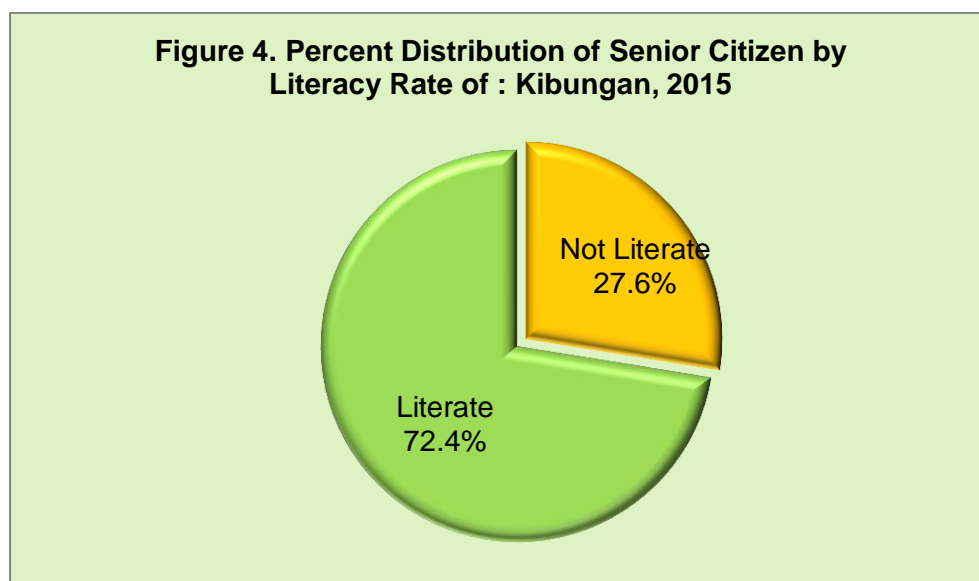
Male elders exceeded the number of female graduates in elementary and high school graduate but not in academic degree holder. There were 19 females with academic degree holder and only 12 males.



### **Seven in every ten elders can read and write simple message**



Simple literacy rate of elders in the municipality of Kibungan when compared to household population was 72.4 percent (994) as shown in Figure 4. The remaining 27.6 percent (378) cannot able to read and write a simple message. Moreover, literacy rate for males (702) were higher than the females (670).



Source: Philippine Statistics Authority



### **Mostly of the senior are skilled agricultural forestry and fishery workers**



Skilled agricultural forestry and fishery workers posted the highest usual activity of senior citizens in Kibungan with 720 senior citizens followed by the elementary occupation with a total of 188 senior citizens.



About 29.4 percent (403) seniors were engaged in non-gainful activity (dependent/pensioner/ person with disability).



In every barangay, almost all elders were skilled agricultural forestry and fishery workers.



Madaymen posted the highest number of skilled agricultural forestry and fishery workers followed by Poblacion. Poblacion and Tacadang had the highest number of seniors engaged in elementary occupations.

**Table 2. Number of Senior Citizen by their Usual Activity/Occupation: Kibungan, 2015**

Barangay	Occupation									
	Managers	Professionals	Technicians and Associate Professionals	Clerical Support Workers	Service and Sales Workers	Skilled Agricultural Forestry and Fishery Workers	Craft and Related Trades Workers	Plant and Machine Operators and Assemblers	Elementary Occupations	
<b>Kibungan</b>	<b>43</b>	<b>3</b>	<b>6</b>	<b>1</b>	<b>4</b>	<b>720</b>	<b>3</b>	<b>1</b>	<b>188</b>	
Badeo	1	1	-	-	-	46	1	-	13	
Lubo	4	-	-	-	1	69	-	-	10	
Madaymen	8	-	1	1	-	185	-	-	32	
Palina	2	-	-	-	1	51	1	-	13	
Poblacion	18	2	3	-	-	139	1	-	46	
Sagpat	9	-	2	-	2	116	-	1	32	
Tacadang	1	-	-	-	-	114	-	-	42	

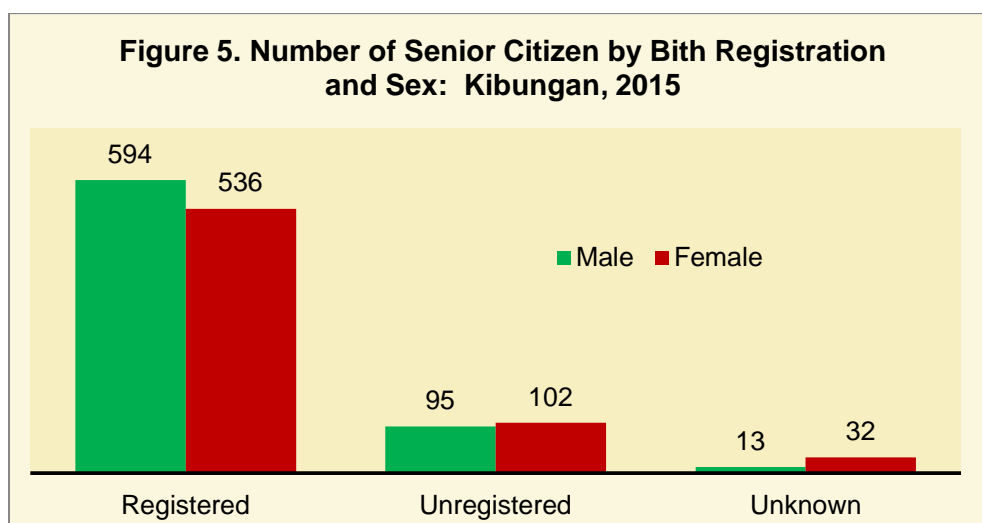
Source: Philippine Statistics Authority



**There are still 197 seniors that is unregistered in Kibungan**



The percentage of senior citizens whose birth was registered is 82.4 percent while 14.4 percent were unregistered and 3.3 percent was unknown.



Source: Philippine Statistics Authority



## **TECHNICAL NOTES**

The 2015 Census of Population (POPCEN 2015) was undertaken by the Philippine Statistics Authority in August 2015 as mandated by Republic Act No. 10625, otherwise known as the Philippine Statistics Act of 2013. It was the 14<sup>th</sup> Census of Population that was undertaken since the first census in 1903. POPCEN 2015 was designed to take an inventory of the total population all over the Philippines and collect information about their characteristics. Census day for the POPCEN 2015 was August 1, 2015 (12:01 am). POPCEN 2015 made use of the de jure concept of enumeration wherein households and persons are enumerated in the area where they usually reside as of the census reference date. Enumeration lasted for about 25 days, from 10 August to 6 September 2015. Enumeration was extended until 15 October 2015 for large provinces and some highly urbanized cities.

Household – a social unit consisting of a person living alone or a group of person who sleep in the same housing unit and have a common arrangement in preparation and consumption of food.

Household population – comprises of person who belong to a household.

Proportion – a part, share, or number considered in comparative relation to a whole.

Senior citizen or elderly – refers to any resident of the Philippines at least sixty (60) years old (RA 9994).

Literate – a person who can read and write simple message.

Single – a person who has never been married (unmarried).

### **For Inquiries:**

Mail: PSA-Benguet Provincial Statistical Office  
3<sup>rd</sup> Floor Unique Printing Press, Legarda Road, Baguio City

Call: Telephone Number: (074) 244-9461  
Telefax Number: (074) 620-5516

Email: [psabenguet011@gmail.com](mailto:psabenguet011@gmail.com)