




SPECIAL RELEASE





Date of Release: October 15, 2019


Reference No. 19CAR11-SR23

Senior citizens reach more than a thousand in the Municipality of Kapangan

 Senior citizens defined as individuals belonging to the age group 60 years and over. In 2015, the household population of the municipality of Kapangan reached 19.3 thousand. Senior citizens made up the 12.9 percent (2,497) as shown in Table 1. It is 9.7 percent (221) higher compared to the 2010 population of elders.

 Among the barangays, the highest number of elders was in Tabao with 10.5 percent of the senior in the municipality, followed by Datakan with 9.3 percent, and Pudong with 8.5 percent. Meanwhile, Boklaoan had the least of elders with 2.5 percent.

 In terms of proportion of senior citizens to the household population, Cuba posted the highest at 18.1 percent, followed by Cayapes and Paykek with 16.2 and 15.8 percent. These proportions were higher than the Municipality level of 12.9 percent.

 Sagubo had the least proportion of senior citizens to the household population with 9.1 percent.

**Table 1. Household Population and Number of Senior Citizens
by Barangay: Kapangan, 2015**

Barangay	Household Population	Senior Citizens	Percentage to Total Kapangan Household Population of Senior Citizens	Percentage of Senior Citizens to Household Population
Kapangan	19,361	2,497	100.0	12.9
Balakbak	1,322	176	7.0	13.3
Beleng Belis	974	145	5.8	14.9
Boklaoan	478	62	2.5	13.0
Cayapes	817	132	5.3	16.2
Cuba	1,006	182	7.3	18.1
Datakan	1,774	232	9.3	13.1
Gadang	1,513	153	6.1	10.1
Gasweling	908	85	3.4	9.4
Labueg	1,613	187	7.5	11.6
Paykek	1,279	202	8.1	15.8
Poblacion Central	1,652	197	7.9	11.9
Pudong	1,380	211	8.5	15.3
Pongayan	786	97	3.9	12.3
Sagubo	1,923	175	7.0	9.1
Tabao	1,936	261	10.5	13.5

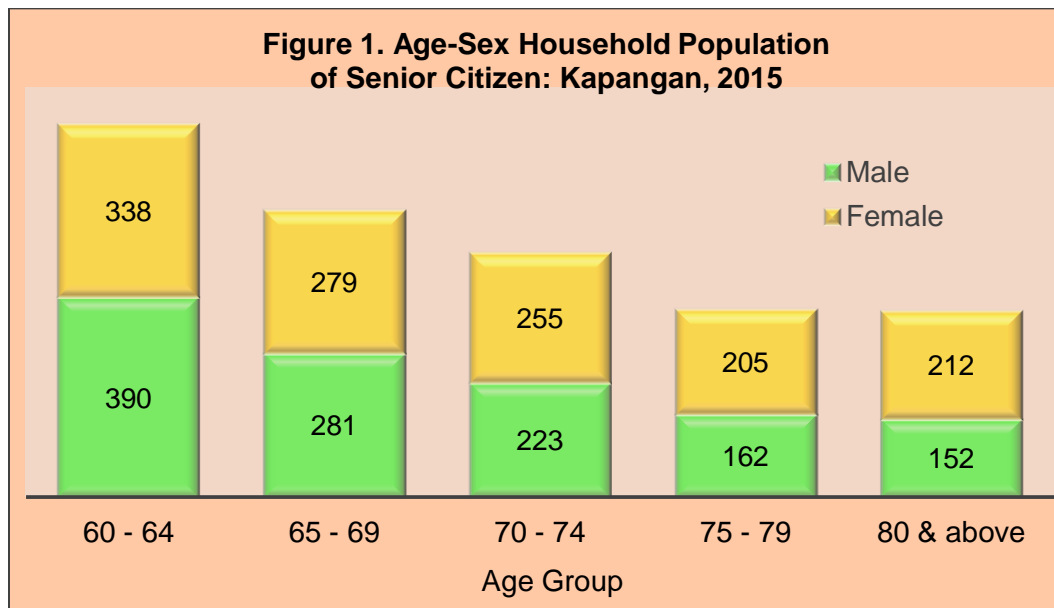


Source: Philippine Statistics Authority



Female senior citizens outnumber males

- Of the total senior citizens in the municipality, 51.6 percent (1,298) were females while the males were about 48.4 percent (1,208).
- There were more male senior citizens at the age of 60 to 69, however at the age group of 70 to 80 and above, females posted higher than of males with a biggest gap at the age of 75 to 80 and above.
- The number of senior citizens decreases as age increases. About 29.2 percent (728) of the elders belongs to age group 60-64 years old, 22.4 percent (560) belongs to 65-69 years old, 19.1 percent (478) were 70-74 years old, 14.7 percent belongs to 75-79 years old and 14.6 percent (364) were 80 years old and above.

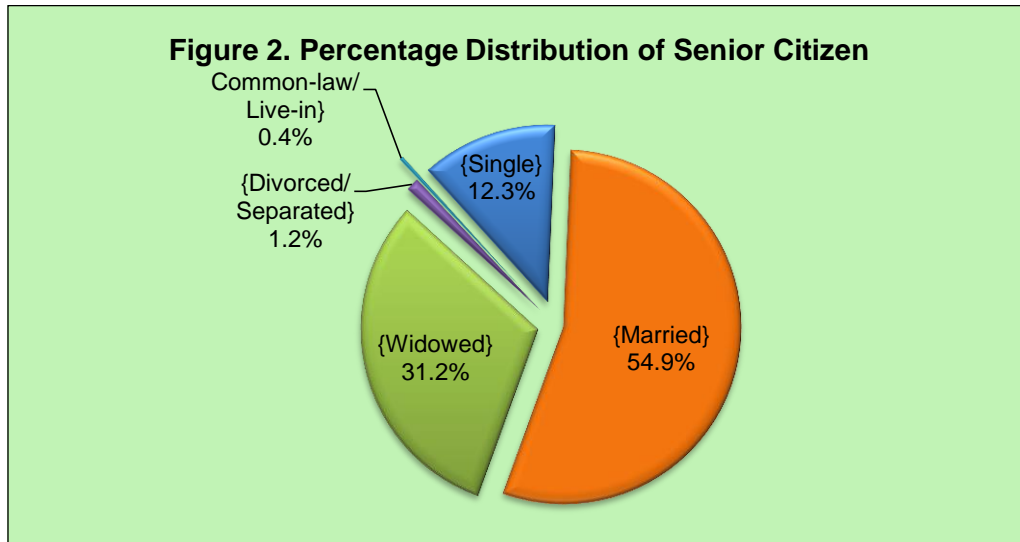


Source: Philippine Statistics Authority



Majority of senior citizens are married

- Of the total household population aged 60 years and above in the municipality, 54.9 percent (1370) were married and 31.2 percent (780) were widowed.
- A relatively small proportion was reported divorced or separated with 1.2 percent (30).
- There were only 9 senior citizens with status of common-law or live-in, representing 0.4 percent of the total number of senior citizens in Kapangan.



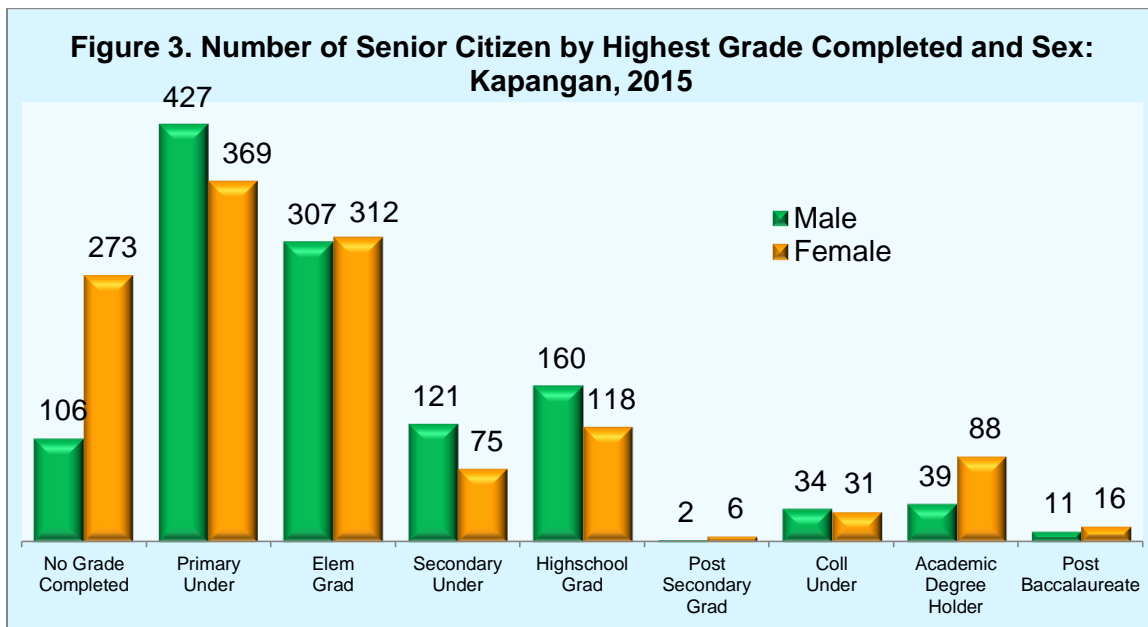
Source: Philippine Statistics Authority



Few of the seniors are academic degree holder



Only 127 senior citizens in the municipality of Kapangan were academic degree holder.



Source: Philippine Statistics Authority



Majority of the senior citizens finished primary undergraduate (796 or 31.9%) followed by elementary graduate with 619 (24.8%). There were 379 senior citizens (15.2%) who did not finish any level of education and most of them is female (273 or 72.0%).



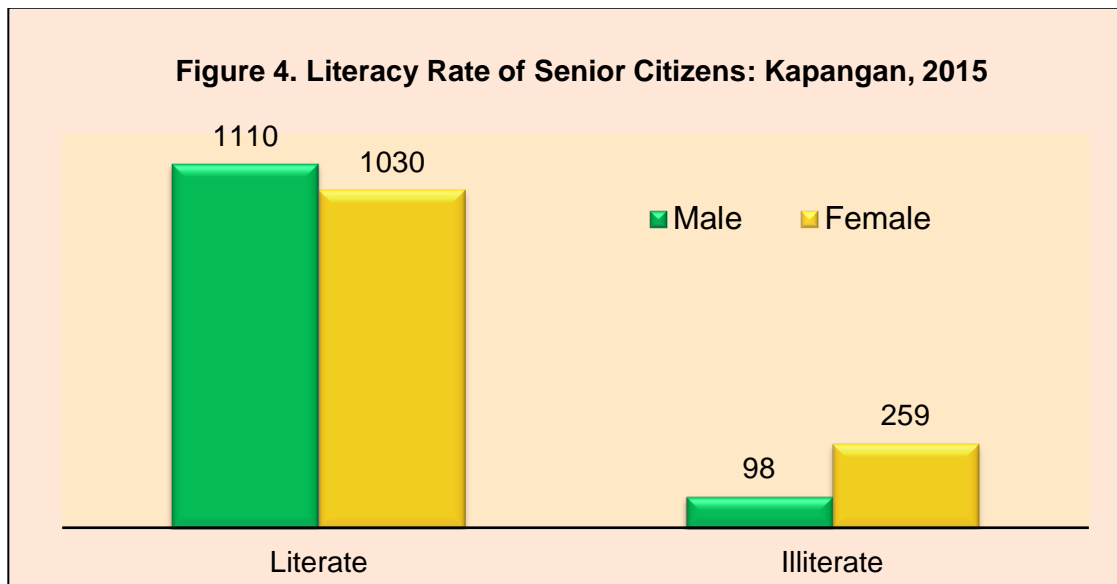
Male elders exceeded the number of female graduates in high school but not in academic degree holder. There were 88 females (69.3%) with academic degree holder and only 39 males (30.7%)



Eight in every ten elders can read and write simple message



Simple literacy rate of elders in the municipality of Kapangan when compared to household population was 85.7 percent (2,140) as shown in Figure 4. The remaining 14.3 percent (357) cannot able to read and write a simple message. Moreover, literacy rate for males were higher than the females.



Source: Philippine Statistics Authority



Most of the senior are skilled agricultural forestry and fishery workers



Mostly 32.8 percent (819) of the senior citizens in Kapangan were skilled agricultural forestry and fishery workers. This was followed by seniors engaged in elementary occupations with 15.9 percent (397) and 2.9 percent were managers in their own business/farm.



There were 1,137 (45.5%) seniors who engaged in non-gainful activity (dependent/pensioner/ person with disability).



In every barangay, almost all elders were skilled agricultural forestry and fishery workers.



Taba-ao posted the highest number of skilled agricultural forestry and fishery workers while Pudong had the highest number of seniors engaged in elementary occupations. Poblacion Central had the highest number of managers followed by Paykek.

**Table 2. Number of Senior Citizen by their Usual Activity/Occupation:
Kapangan, 2015**

Barangay	Occupation										
	Managers	Professionals	Technicians & Associate Professionals	Clerical Support Workers	Service & Sales Workers	Skilled Agricultural Forestry & Fishery Workers	Craft & Related Trades Workers	Plant & Machine Operators & Assemblers	Elementary Occupations	Armed Forces Occupations	Not Reported
Kapangan	73	5	11	2	15	819	25	12	397	-	1
Balakkbak	6	-	1	1	-	42	1	-	19	-	-
Beleng- Belis		1	3	-	1	34	1	-	12	-	1
Boklaoan	3	-	-	-	1	17	-	1	2	-	-
Cayapes	4	-	-	-	1	34	-	2	19	-	-
Cuba	7	-	1	-	-	66	9	3	40	-	-
Datakan	8	2	3	-	4	54	4	-	33	-	-
Gadang	1	1	-	-	-	91	-	-	36	-	-
Gasweling	-	1	1	-	-	34	1	-	11	-	-
Labueg	6	-	-	-	-	41	2	2	26	-	-
Paykek	10	-	1	1	2	76	1	-	18	-	-
Poblacion											
Central	11	-	1	-	3	49	2	2	25	-	-
Pudong	2	-	-	-	2	61	1	-	51	-	-
Pongayan	2	-	-	-	-	36	-	-	22	-	-
Sagubo	2	-	-	-	-	82	-	1	33	-	-
Taba-ao	8	-	-	-	1	102	3	1	50	-	-

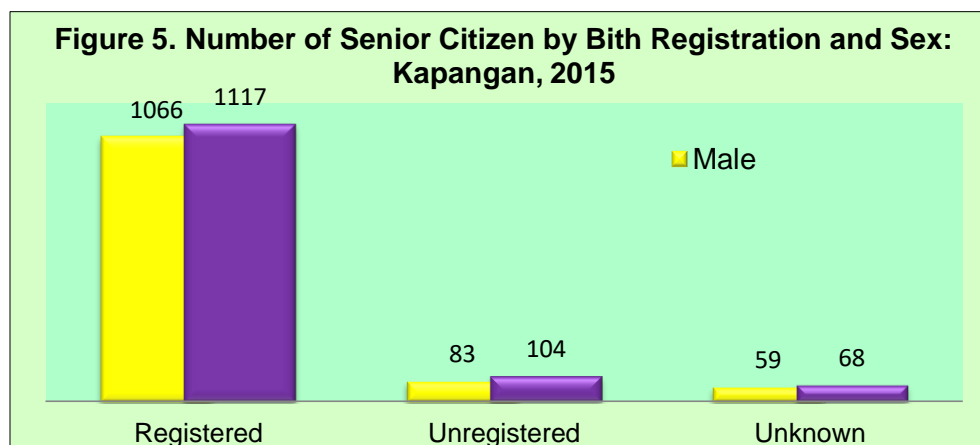
Source: Philippine Statistics Authority



There are still 187 seniors that is unregistered in Kapangan



The percentage of senior citizens whose birth was registered is 87.4 (2,183) while 7.5 percent (187) were unregistered and 5.1 percent (127) was unknown.



Source: Philippine Statistics Authority



TECHNICAL NOTES

The 2015 Census of Population (POPCEN 2015) was undertaken by the Philippine Statistics Authority in August 2015 as mandated by Republic Act No. 10625, otherwise known as the Philippine Statistics Act of 2013. It was the 14th Census of Population that was undertaken since the first census in 1903. POPCEN 2015 was designed to take an inventory of the total population all over the Philippines and collect information about their characteristics. Census day for the POPCEN 2015 was August 1, 2015 (12:01 am). POPCEN 2015 made use of the de jure concept of enumeration wherein households and persons are enumerated in the area where they usually reside as of the census reference date. Enumeration lasted for about 25 days, from 10 August to 6 September 2015. Enumeration was extended until 15 October 2015 for large provinces and some highly urbanized cities.

Household – a social unit consisting of a person living alone or a group of person who sleep in the same housing unit and have a common arrangement in preparation and consumption of food.

Household population – comprises of person who belong to a household.

Proportion – a part, share, or number considered in comparative relation to a whole.

Senior citizen or elderly – refers to any resident of the Philippines at least sixty (60) years old (RA 9994).

Literate – a person who can read and write simple message.

Single – a person who has never been married (unmarried).

For Inquiries:

Mail: PSA-Benguet Provincial Statistical Office
3rd Floor Unique Printing Press, Legarda Road, Baguio City

Call: Telephone Number: (074) 244-9461
Telefax Number: (074) 620-5516

Email: psabenguet011@gmail.com