



SPECIAL RELEASE



Date of Release: October 15, 2019

Reference No. 19CAR11-SR22



Senior citizens reach more than a thousand in the Municipality of Kabayan

Senior citizens defined as individuals belonging to the age group 60 years and over. In 2015, the household population of the municipality of Kabayan reached 15.2 thousand. Senior citizens made up the 8.3 percent (1,260) as shown in Table 1. It is 19.1 percent (202) higher compared to the 2010 population of elders.

Among the barangays, the highest number of elders was in Poblacion with 14.0 percent of the senior in the municipality, followed by Pacso with 12.3 percent, and Batan with 11.5 percent. Meanwhile, Anchukay had the least of elders with 1.5 percent.

**Table 1. Household Population and Number of Senior Citizens
by Barangay: Kabayan, 2015**


Barangay	Household Population	Senior Citizens	Percentage to Total Kabayan Household Population of Senior Citizens	Percentage of Senior Citizens to Household Population
KABAYAN	15,237	1,260	100.0	8.3
Adaoay	621	82	6.5	13.2
Anchukay	270	19	1.5	7.0
Ballay	2,904	125	9.9	4.3
Bashoy	2,207	109	8.7	4.9
Batan	1,110	145	11.5	13.1
Duacan	684	82	6.5	12.0
Eddet	883	63	5.0	7.1
Gusaran	1,417	135	10.7	9.5
Kabayan Barrio	343	42	3.3	12.2
Lusod	861	72	5.7	8.4
Pacso	1,254	155	12.3	12.4
Poblacion (Central)	1,816	177	14.0	9.7
Tawangan	867	54	4.3	6.2

Source: Philippine Statistics Authority





In terms of proportion of senior citizens to the household population, Adagay posted the highest at 13.2 percent, followed by Batan at 13.1 percent. Both proportions were higher than the municipal level of 8.3 percent.




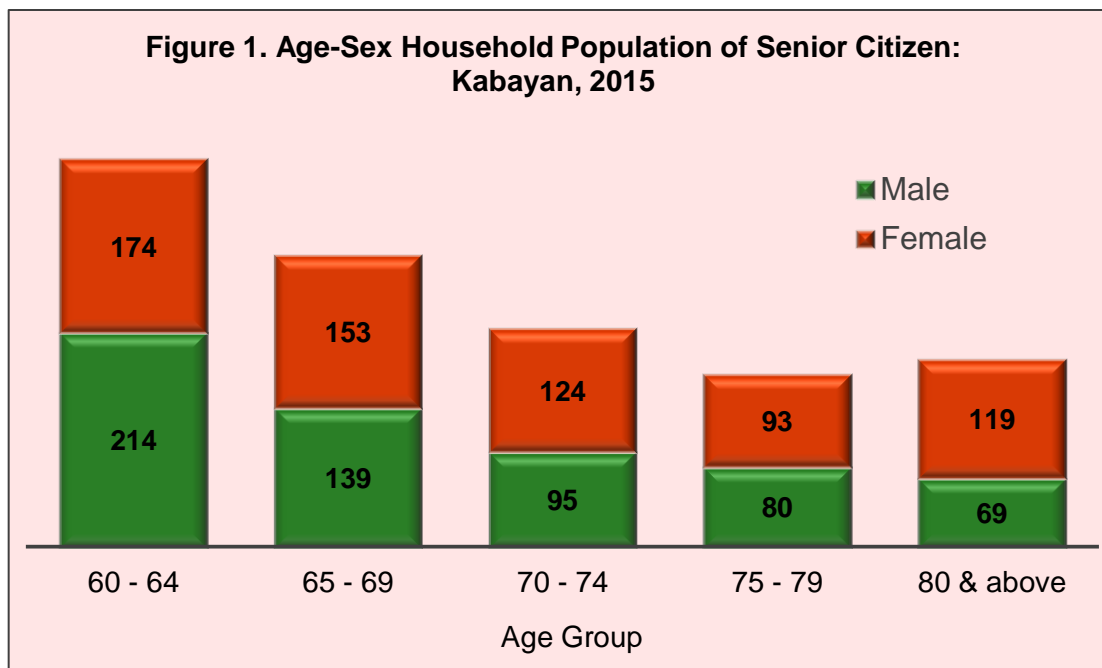
 Ballay had the least proportion of senior citizens to its household population with 4.3 percent.

Female senior citizens outnumber males

 Of the total senior citizens in the municipality, 52.6 were females while the rest were males.


 Female senior citizens outnumbered males except for the age group 60 to 64 years old with the biggest gap on those who are 80 years old and over.


 The number of senior citizens decreases as age increases. About 30.8 percent (388) of the elders belongs to age group 60-64 years old, 23.2 percent (292) belongs to 65-69 years old, 17.4 percent (219) were 70-74 years old, 13.7 percent (173) belongs to 75-79 years old and 14.9 percent (188) were 80 years old and above.



Source: Philippine Statistics Authority

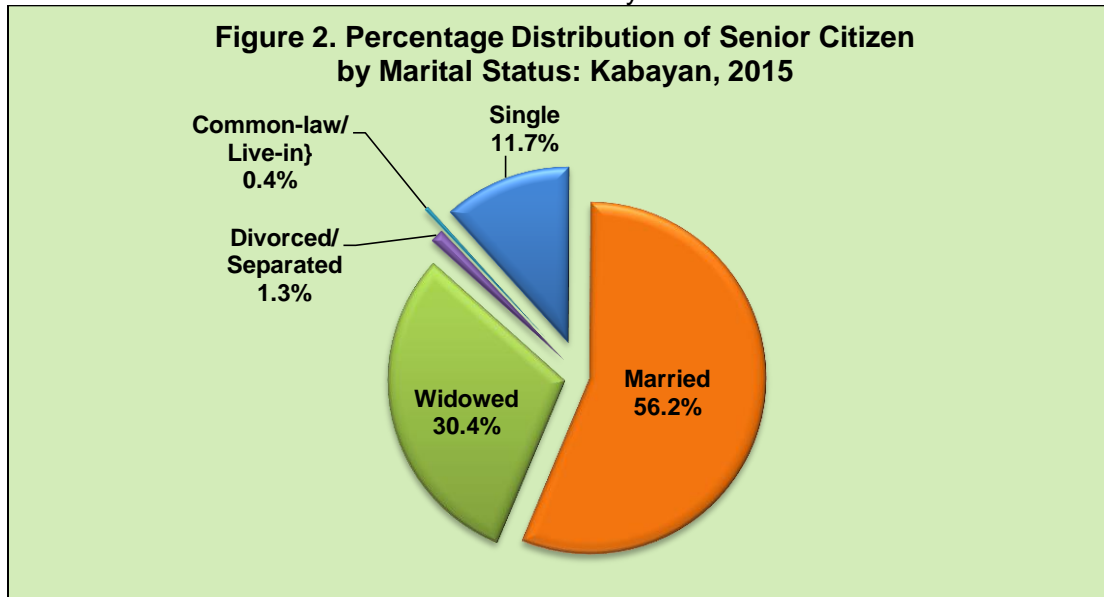
Majority of senior citizens are married

 Of the total household population aged 60 years and over in the municipality, 56.2 percent (708) were married and 30.4 percent (383) were widowed.

 A relatively small proportion was reported divorced or separated with 1.3 percent (16).

 There were only 5 senior citizens with status of common-law or live-in, representing 0.4

percent of the total number of senior citizens in Kabayan.

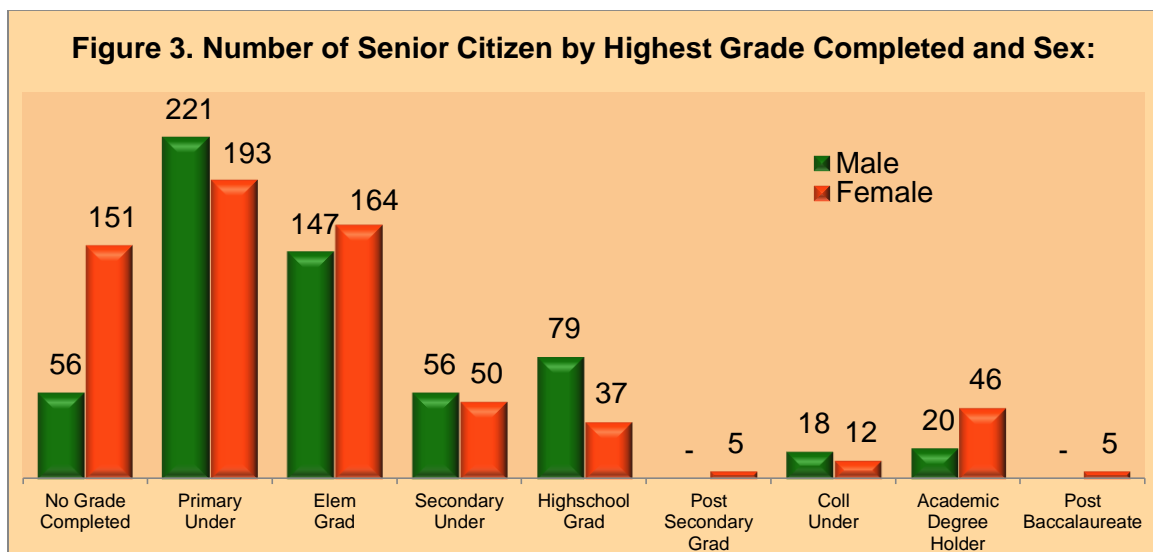


Source: Philippine Statistics Authority



Few of the seniors are academic degree holder

Only 66 senior citizens in the municipality of Kabayan were academic degree holder.



Source: Philippine Statistics Authority



Most of the senior citizens finished primary undergraduate (414 or 32.9%) followed by elementary graduate with 311 (24.7%). There were 207 senior citizens (16.4%) who did not finish any level of education and most of them is female (151 or 72.9%).



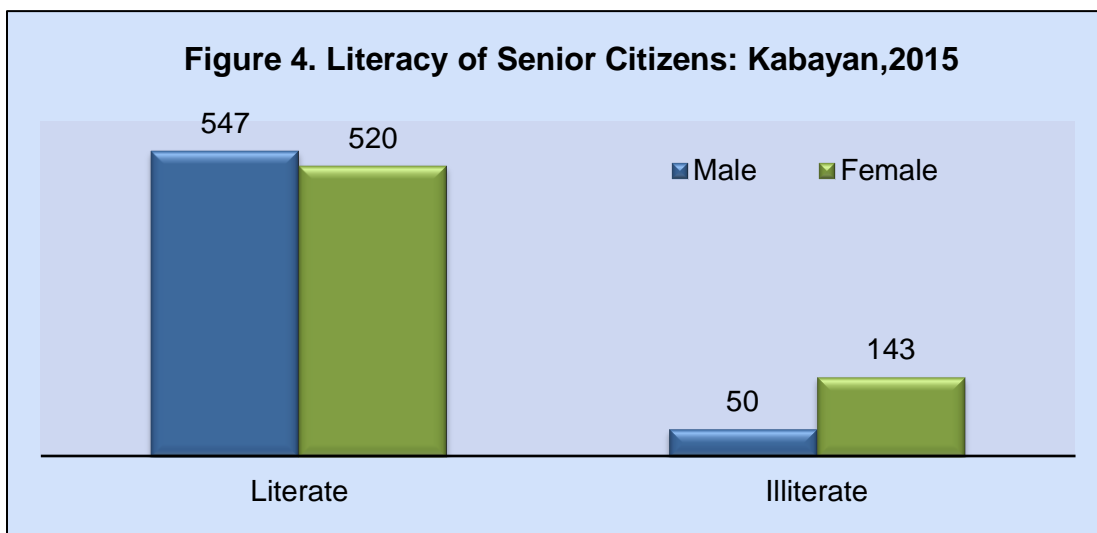
Male elders exceeded the number of female graduates in high school but not in academic degree holder. There were 46 females (69.7%) with academic degree holder and only 20 males (30.3%).



Eight in every ten elders can read and write simple message



Simple literacy rate of elders in the municipality of Kabayan when compared to household population was 84.7 percent (1067) as shown in Figure 4. The remaining 15.3 percent (193) cannot able to read and write a simple message. Moreover, literacy rate for males were higher than the females.



Source: Philippine Statistics Authority



Most of the senior are skilled agricultural forestry and fishery workers



Most of the senior citizens in Kabayan were skilled agricultural forestry and fishery workers (31.0% or 391), followed by seniors engaged in elementary occupations with 14.1 percent (178) and 3.8 percent were managers in their own business/farm.



There are 587 (46.6%) seniors who engaged in non-gainful activity (dependent/pensioner/ person with disability).



In every barangay, almost all elders were skilled agricultural forestry and fishery workers.



Lusod posted the highest number of skilled agricultural forestry and fishery workers, while Pacso had the highest number of seniors engaged in elementary occupations.

**Table 2. Number of Senior Citizen by their Usual Activity/Occupation:
Kabayan, 2015**

Barangay	Occupation										
	Managers	Professionals	Technicians & Associate Professionals	Clerical Support Workers	Service & Sales Workers	Skilled Agricultural Forestry & Fishery Workers	Craft & Related Trades Workers	Plant & Machine Operators & Assemblers	Elementary Occupations	Armed Forces Occupations	Not Reported
KABAYAN	48	3	9	1	16	391	12	15	178	-	-
Adaoay	2	-	-	-	-	24	-	-	13	-	-
Anchukey	1	-	1	-	-	8	-	-	4	-	-
Ballay	3	1	-	-	-	39	-	1	21	-	-
Bashoy	4	-	-	-	-	35	-	1	21	-	-
Batan	2	-	1	-	1	47	-	1	21	-	-
Duacan	5	-	1	-	-	23	3	-	9	-	-
Eddet	0	-	-	-	-	18	-	1	19	-	-
Gusaran	7	-	2	-	3	44	4	1	13	-	-
Kabayan Barrio	2	-	-	-	2	8	1	1	8	-	-
Lusod	0	-	-	-	1	56	-	-	5	-	-
Pacso	6	-	1	-	4	55	-	1	24	-	-
Poblacion	12	2	2	-	5	21	2	8	17	-	-
Tawangan	4	-	1	1	-	13	2	-	3	-	-

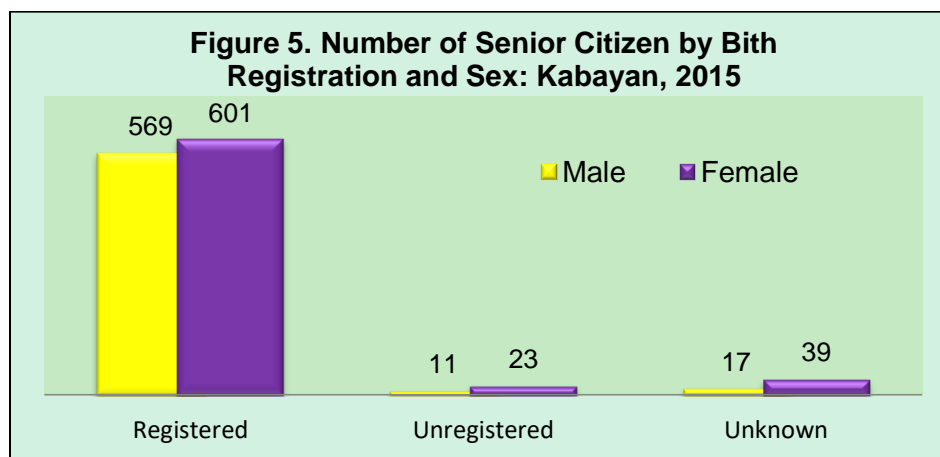
Source: Philippine Statistics Authority



There are still 34 seniors that is unregistered in Kabayan



The registered birth of senior citizens in Kabayan 92.9 percent (1,170) while 2.7 percent (34) were unregistered and 4.4 percent (56) was unknown.



Source: Philippine Statistics Authority



TECHNICAL NOTES

The 2015 Census of Population (POPCEN 2015) was undertaken by the Philippine Statistics Authority in August 2015 as mandated by Republic Act No. 10625, otherwise known as the Philippine Statistics Act of 2013. It was the 14th Census of Population that was undertaken since the first census in 1903. POPCEN 2015 was designed to take an inventory of the total population all over the Philippines and collect information about their characteristics. Census day for the POPCEN 2015 was August 1, 2015 (12:01 am). POPCEN 2015 made use of the de jure concept of enumeration wherein households and persons are enumerated in the area where they usually reside as of the census reference date. Enumeration lasted for about 25 days, from 10 August to 6 September 2015. Enumeration was extended until 15 October 2015 for large provinces and some highly urbanized cities.

Household – a social unit consisting of a person living alone or a group of person who sleep in the same housing unit and have a common arrangement in preparation and consumption of food.

Household population – comprises of person who belong to a household.

Proportion – a part, share, or number considered in comparative relation to a whole.

Senior citizen or elderly – refers to any resident of the Philippines at least sixty (60) years old (RA 9994).

Literate – a person who can read and write simple message.

Single – a person who has never been married (unmarried).

For Inquiries:

Mail: PSA-Benguet Provincial Statistical Office
3rd Floor Unique Printing Press, Legarda Road, Baguio City

Call: Telephone Number: (074) 244-9461
Telefax Number: (074) 620-5516

Email: psabenguet011@gmail.com