



## SPECIAL RELEASE



Date of Release: October 15, 2019

Reference No. 19CAR11-SR21



### Senior citizens reach more than a thousand in the Municipality of Itogon

Senior citizens defined as individuals belonging to the age group 60 years and over. In 2015, the household population of the municipality of Itogon reached 59.6 thousand. Senior citizens made up the 6.7 percent (3,975) as shown in Table 1. It is 25.3 percent (802) higher compared to the 2010 population of elders.

Among the barangays, the highest number of elders was in Ucab with 17.3 percent, followed by Tinongdan with 15.2 percent, and Gumatdang with 13.4 percent. Meanwhile, Ampucao had the least of elders with 7.8 percent.

In terms of proportion of senior citizens to the household population, Gumatdang posted the highest at 24.6 percent, followed by Tinongdan at 16.9 percent. Both proportions were higher than the municipality level of 6.7 percent.

Ampucao had the least proportion of senior citizens to the household population with 2.8 percent.

**Table 1. Household Population and Number of Senior Citizens  
by Barangay: Itogon, 2015**

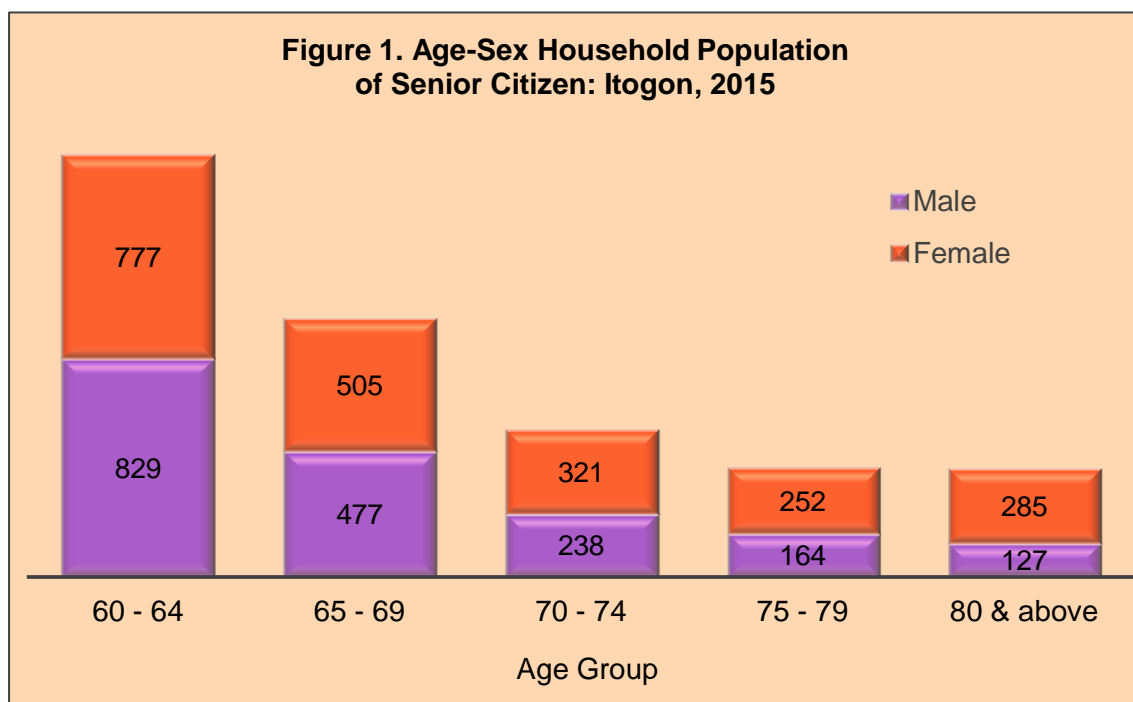
Barangay	Household Population	Senior Citizens	Percentage to Total Itogon Household Population of Senior Citizens	Percentage of Senior Citizens to Household Population
<b>ITOGON</b>	<b>59, 578</b>	<b>3,975</b>	<b>100</b>	<b>6.7</b>
Ampucao	11,071	309	7.8	2.8
Dalupirip	3,013	162	4.1	5.4
Gumatdang	2,163	533	13.4	24.6
Loacan	7,738	274	6.9	3.5
Poblacion	3,663	326	8.2	8.9
Tinongdan	3,596	606	15.2	16.9
Tuding	7,939	521	13.1	6.6
Ucab	9,410	686	17.3	7.3
Virac	10,985	558	14	5.1

Source: Philippine Statistics Authority



### Female senior citizens outnumber males

- Of the total senior citizens in Itogon, 53.84 percent were females while the rest were males.
- Female senior citizens outnumbered males in all age groups except in the age group 60-64 and with the biggest gap in the age group 80 and above.
- The number of senior citizens decreases as age increases. About 40.4 percent (1,606) of the population of senior citizens were 60 to 64 years old, 24.7 percent (982) were 65 to 69 years old and 14.1 percent (559) were 70 to 74 years old.

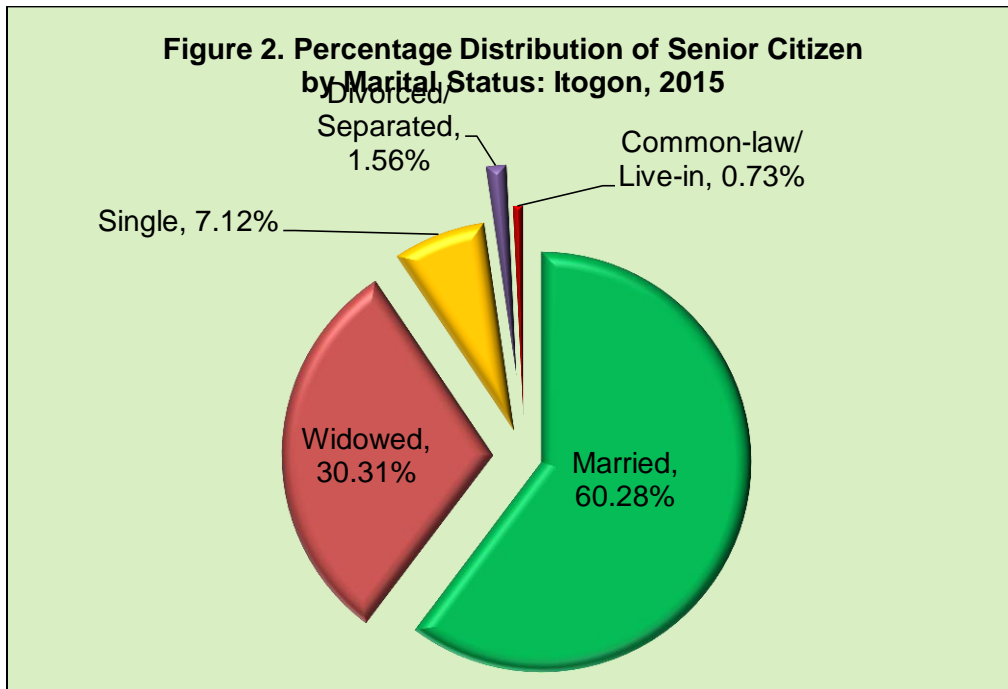


Source: Philippine Statistics Authority



### Majority of senior citizens are married

- Of the total household population aged 60 years and over in the municipality, 60.28 percent (2,396) were married and 30.3 percent (1,205) were widowed.
- A relatively small proportion was reported single with only 7.12 percent (283).
- There were only 29 senior citizens with status common-law/live-in, representing 0.7 percent of the total number of senior citizens in Itogon.



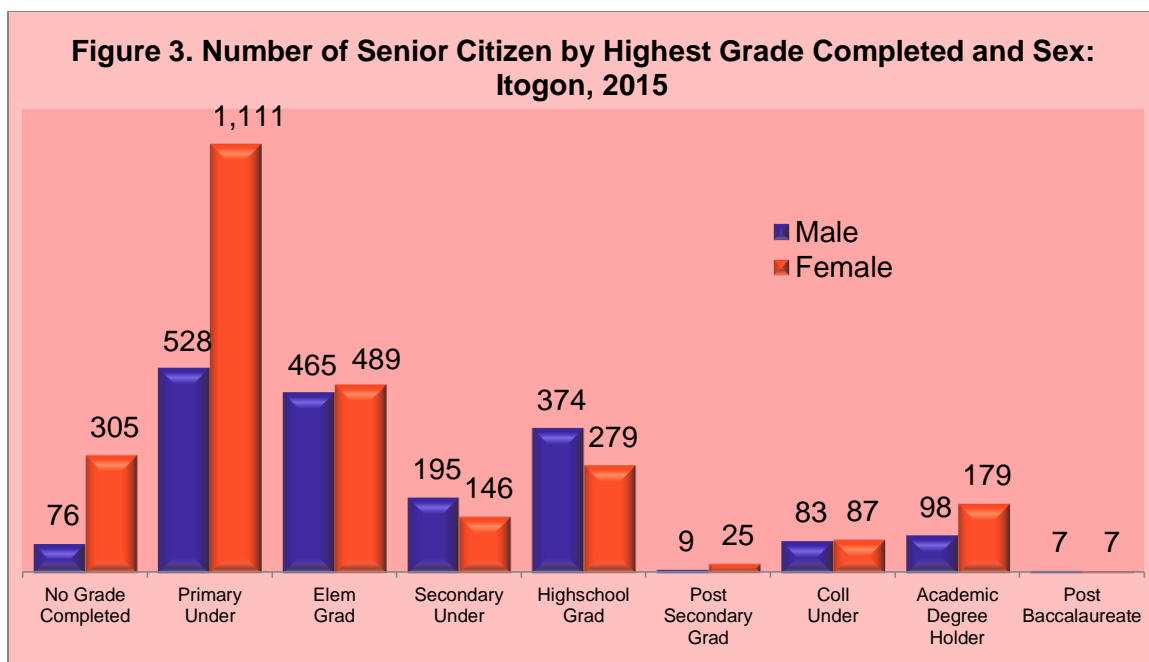
Source: Philippine Statistics Authority



**Few of the seniors are academic degree holder**





Only 277 senior citizens in the municipality of Itogon were academic degree holder.



Source: Philippine Statistics Authority




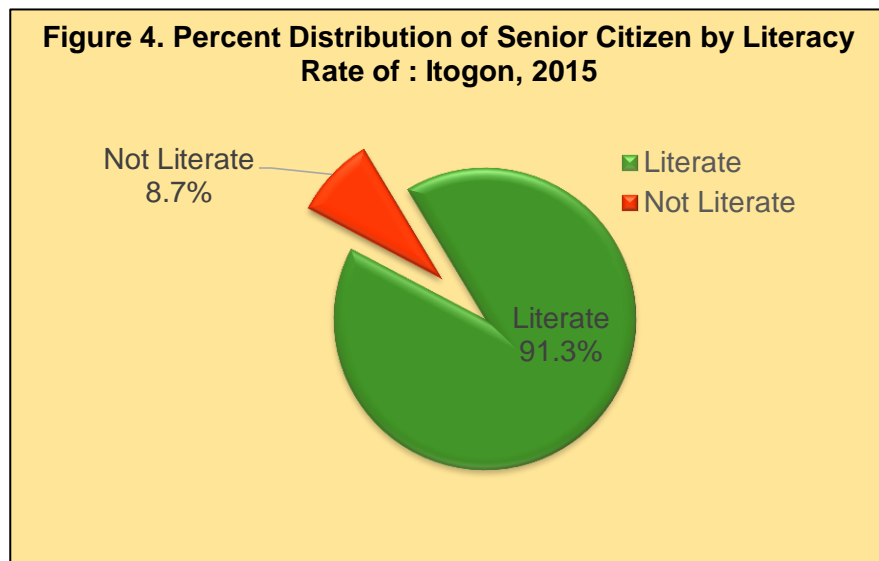
 Mostly 1,639 or 41.2% of the senior citizens finished primary undergraduate followed by elementary graduate with 954 (24.0%). There were 335 senior citizens (20.7%) who did not finish any level of education and most of them is female (381 or 9.6%).

 Male elders exceeded the number of female graduates in high school but not in academic degree holder. There were 179 females with academic degree holder and only 98 males.



### **Nine in every ten elders can read and write simple message**


 Simple literacy rate of elders in the municipality of Atok when compared to household population was 80.8 percent (1,306) as shown in Figure 4. The remaining 19.2 percent (310) cannot able to read and write a simple message. Moreover, literacy rate for males were higher than the females.





Source: Philippine Statistics Authority



### **Mostly of the senior are skilled agricultural forestry and fishery workers**

 Mostly 10.0 percent of the senior citizens in Itogon were plant and machine operators. This was followed by skilled agricultural forestry and fishery workers with 9.8 percent and 6.1 percent were engage in elementary occupations.

 There are 2,508 (63.1%) seniors who engaged in non-gainful activity (dependent/pensioner/ person with disability).

 Dalupirip and Tinongdan posted the highest number of skilled agricultural while Virac and Ampucao had the highest number of seniors engaged in plant and machine operators and assemblers.

**Table 2. Number of Senior Citizen by their Usual Activity/Occupation:  
Itoyon, 2015**

Barangay	Occupation								
	Managers	Professionals	Technicians and Associate Professionals	Clerical Support Workers	Service and Sales Workers	Skilled Agricultural Forestry and Fishery Workers	Craft and Related Trades Workers	Plant and Machine Operators and Assemblers	Elementary Occupations
<b>Itoyon</b>	<b>193</b>	<b>28</b>	<b>43</b>	<b>13</b>	<b>92</b>	<b>388</b>	<b>72</b>	<b>397</b>	<b>241</b>
Ampucao	22	1	4	0	13	45	9	103	15
Dalupirip	6	1	1	0	2	115	0	0	33
Gumatdang	9	1	5	0	9	6	4	18	18
Loacan	17	3	1	2	6	48	7	41	39
Poblacion	21	1	2	2	3	40	3	15	29
Tinongdan	11	1	2	0	5	79	4	3	38
Tuding	32	13	17	3	29	20	19	34	32
Ucab	26	5	2	3	7	11	9	66	24
Virac	49	2	9	3	18	24	17	117	13

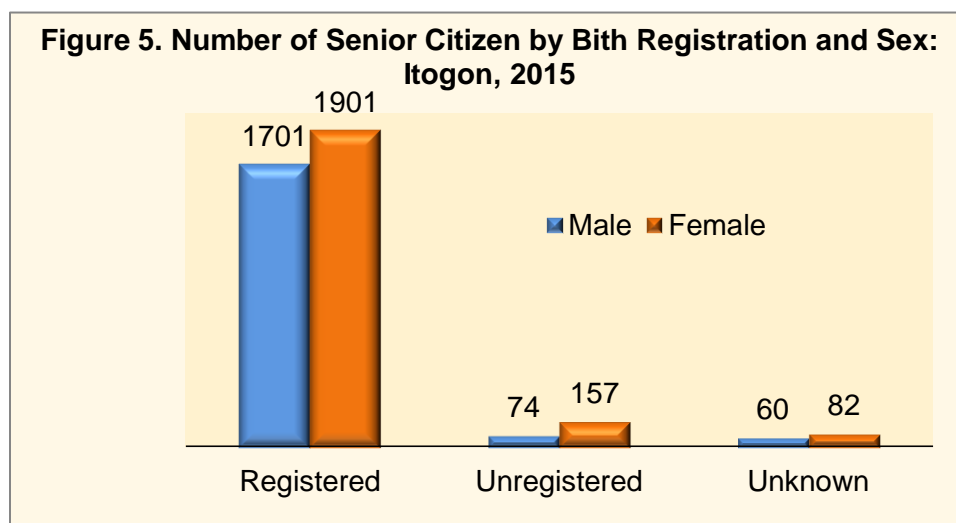
Source: Philippine Statistics Authority



**There are still 231 seniors that is unregistered in Itoyon**



The percentage of senior citizens whose birth was registered is 90.6 (3602) while 5.8 percent (231) were unregistered and 142 (3.6%) was unknown.



Source: Philippine Statistics Authority



## **TECHNICAL NOTES**

The 2015 Census of Population (POPCEN 2015) was undertaken by the Philippine Statistics Authority in August 2015 as mandated by Republic Act No. 10625, otherwise known as the Philippine Statistics Act of 2013. It was the 14<sup>th</sup> Census of Population that was undertaken since the first census in 1903. POPCEN 2015 was designed to take an inventory of the total population all over the Philippines and collect information about their characteristics. Census day for the POPCEN 2015 was August 1, 2015 (12:01 am). POPCEN 2015 made use of the de jure concept of enumeration wherein households and persons are enumerated in the area where they usually reside as of the census reference date. Enumeration lasted for about 25 days, from 10 August to 6 September 2015. Enumeration was extended until 15 October 2015 for large provinces and some highly urbanized cities.

Household – a social unit consisting of a person living alone or a group of person who sleep in the same housing unit and have a common arrangement in preparation and consumption of food.

Household population – comprises of person who belong to a household.

Proportion – a part, share, or number considered in comparative relation to a whole.

Senior citizen or elderly – refers to any resident of the Philippines at least sixty (60) years old (RA 9994).

Literate – a person who can read and write simple message.

Single – a person who has never been married (unmarried).

### **For Inquiries:**

Mail: PSA-Benguet Provincial Statistical Office  
3<sup>rd</sup> Floor Unique Printing Press, Legarda Road, Baguio City

Call: Telephone Number: (074) 244-9461  
Telefax Number: (074) 620-5516

Email: [psabenguet011@gmail.com](mailto:psabenguet011@gmail.com)