



## SPECIAL RELEASE



Date of Release: October 15, 2019

Reference No. 19CAR11-SR20



### Senior citizens reach more than a thousand in the Municipality of Buguias



Senior citizens made up 5.7 percent of the municipality's household population. In 2015, the household population of the municipality of Buguias reached 43.5 thousand. Senior citizens made up the 5.7 percent to household population as shown in Table 1. It is 25.5 percent (503) higher compared to the 2010 population of elders.



Among the barangays, the highest number of elders was in Loo with 12.3 percent of the senior in the municipality, followed by Bangao with 9.9 percent, and Buyacaoan with 8.9 percent.



In terms of proportion of senior citizens to the household population, Amlimay posted the highest at 7.9 percent, followed by Buyacaoan at 6.6 percent. Both proportions were higher than the municipal level of 5.7 percent. Calamagan had the least proportion of senior citizens to its household population with 3.3 percent.

**Table 1. Household Population and Number of Senior Citizens  
by Barangay: Buguias, 2015**

Barangay	Household Population	Senior Citizens	Percentage to Total Buguias Household Population of Senior Citizens	Percentage of Senior Citizens to Household Population
<b>Buguias</b>	<b>43,564</b>	<b>2,477</b>	<b>100.0</b>	<b>5.7</b>
Abatan	3,368	204	8.2	6.1
Amgaleyguey	3,480	188	7.6	5.4
Amlimay	2,206	174	7.0	7.9
Baculongan Norte	2,778	165	6.7	5.9
Bangao	4,666	246	9.9	5.3
Buyacaoan	3,326	220	8.9	6.6
Calamagan	816	27	1.1	3.3
Catlubong	3,125	122	4.9	3.9
Loo	5,262	304	12.3	5.8
Natubleng	2,660	147	5.9	5.5
Poblacion (Central)	3,507	264	10.7	7.5
Baculongan Sur	3,556	170	6.9	4.8
Lengaoan	2,049	136	5.5	6.6



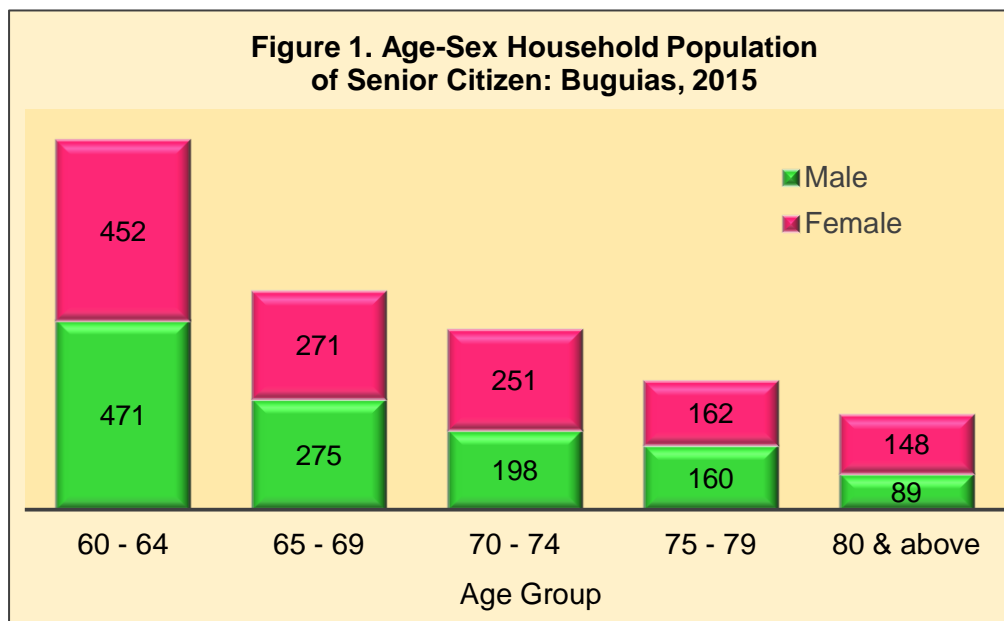
Sebang	2,747	110	4.4	4.0
--------	-------	-----	-----	-----

Source: Philippine Statistics Authority



**Female senior citizens outnumber males**

- Of the total senior citizens in the Buguias, 51.8 percent were females (1284) while 48.2 percent were males (1,193).
- Female senior citizens outnumbered males in 70-74, 75-79 age groups and with the biggest gap in the age group 80 years and over.
- The number of senior citizens decreases as age increases. About 37.3 percent (923) of the population of senior citizens were 60 to 64 years old, 22.0 percent (546) were 65 to 69 years old, 18.1 percent (449) were 70 to 74 years old, 13.0 percent (322) were 75-79 and 9.6 percent (237) were 80 and above.

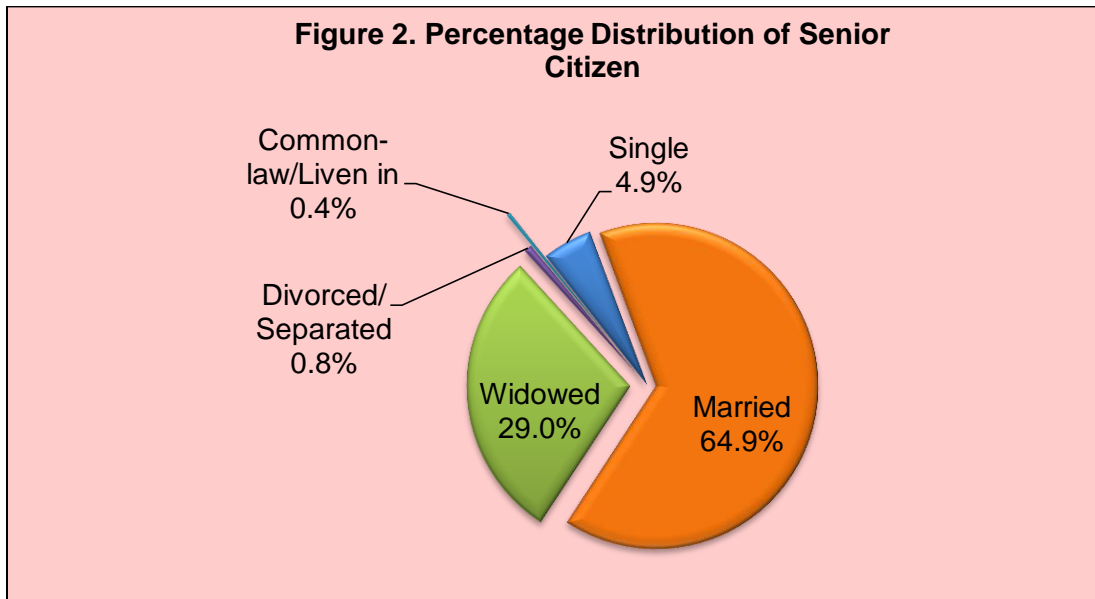


Source: Philippine Statistics Authority



**Majority of senior citizens are married**

- Of the total household population aged 60 years and over in the municipality, 64.9 percent (1,067) were married and 29.0 percent (718) were widowed.
- A relatively small proportion was reported divorced or separated with 4.9 percent (122).
- There were only 9 senior citizens with status of common-law or live-in, representing 0.4 percent of the total number of senior citizens in Buguias.

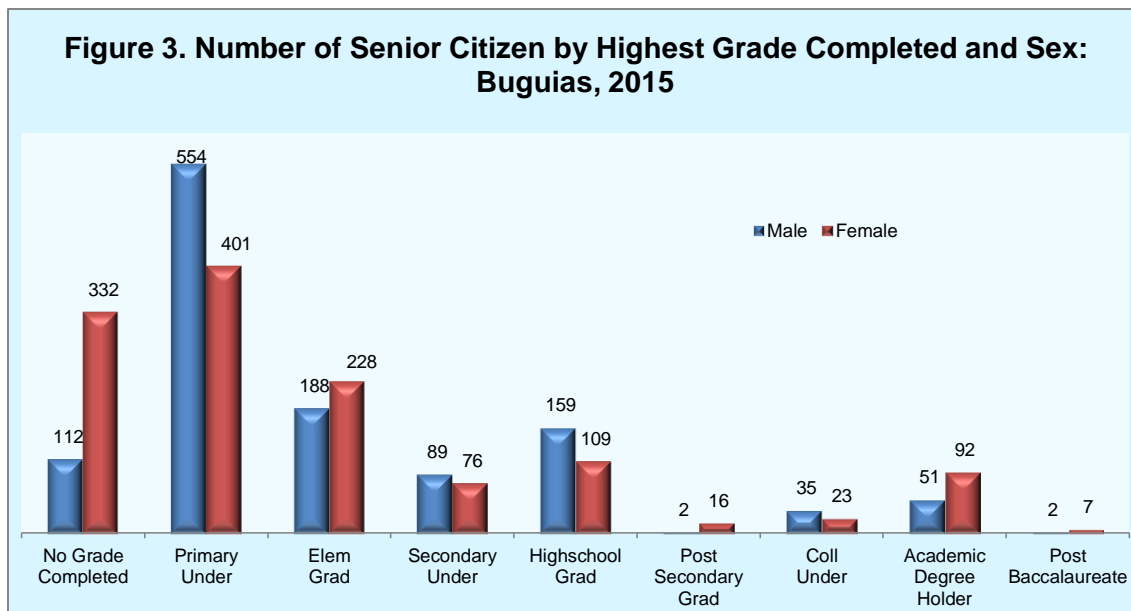


Source: Philippine Statistics Authority



**Few of the seniors are academic degree holder**

Only 143 senior citizens in the municipality of Buguias were academic degree holder.



Source: Philippine Statistics Authority



Most of the senior citizens finished primary undergraduate (955 or 38.6%) followed by elementary graduate with 416 (16.8%). There were 444 senior citizens (17.9%) who did



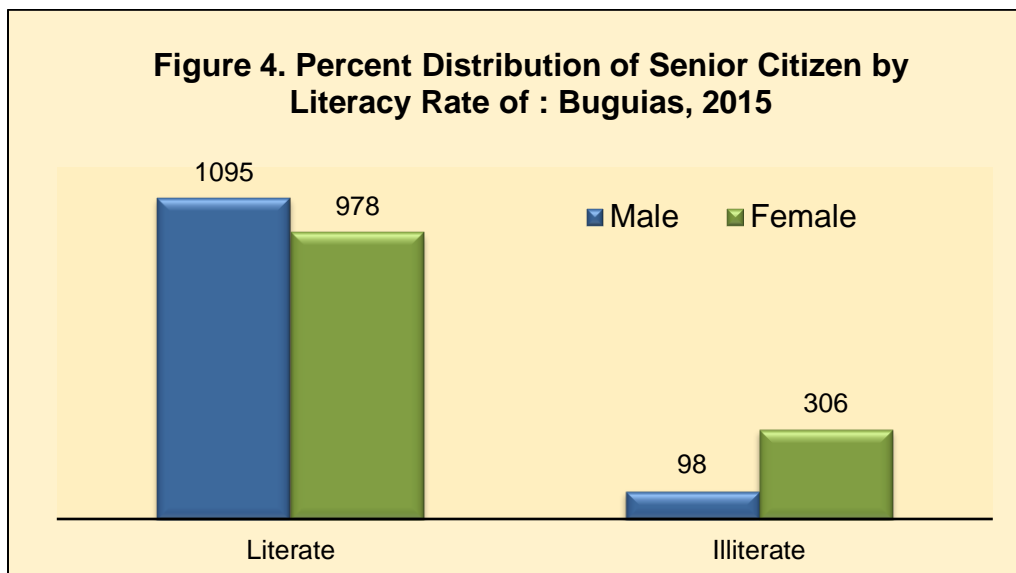
not finish any level of education and most of them is female (332).

Most of the female senior citizen had the highest number of no grade completed with 74.8 percent while male was only at 25.2 percent. However, it also indicates that female elders exceeded the number of males in academic degree holder.



### Eight in every ten elders can read and write simple message

Simple literacy rate of elders in the municipality of Buguias when compared to household population was 83.7 percent (2,073) as shown in Figure 4. The remaining 16.3 percent (404) cannot able to read and write a simple message. Moreover, literacy rate for males were higher than the females.



Source: Philippine Statistics Authority



### Mostly of the senior are skilled agricultural forestry and fishery workers

Mostly (48.9% or 758) of the senior citizens in Buguias were skilled agricultural forestry and fishery workers. This was followed by seniors engaged in elementary occupations with 17.2 percent (426) and 6.9 percent were managers in their own business/farm.

There 927 (37.4%) seniors who engaged in non-gainful activity (dependent/pensioner/person with disability).

In every barangay, almost all elders were skilled agricultural forestry and fishery workers.

Abatan posted the highest number of professionals while Loo had the highest number of seniors engage in skilled agricultural forestry and fishery workers, elementary



occupations and professionals.

**Table 2. Number of Senior Citizen by their Usual Activity/Occupation:  
 Buguias, 2015**

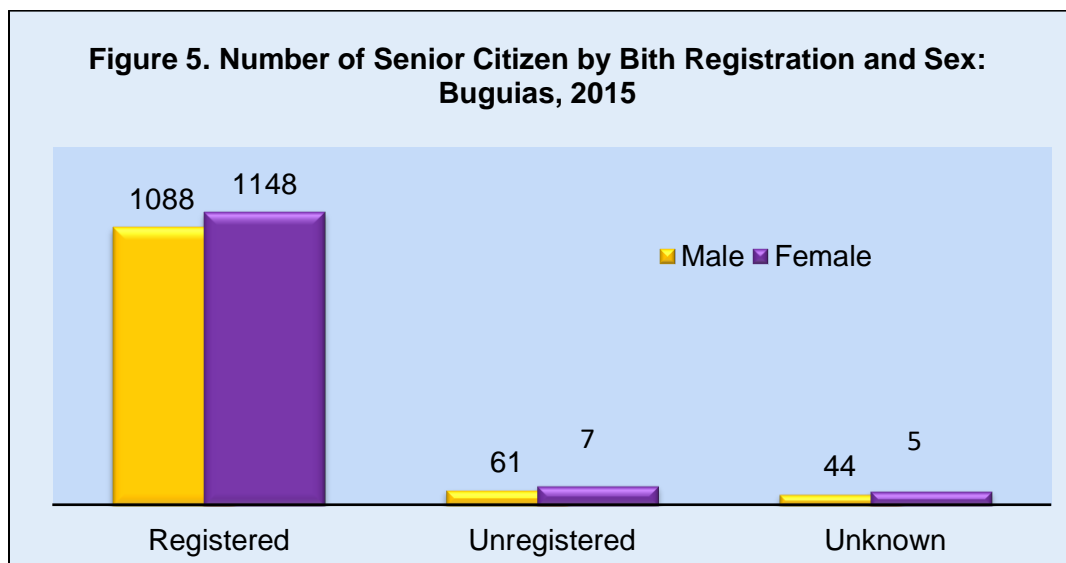
Barangay	Managers	Professionals	Technicians & Associate Professionals	Clerical Support Workers	Service & Sales Workers	Skilled Agricultural Forestry & Fishery Workers	Craft & Related Trades Workers	Plant & Machine Operators & Assemblers	Elementary Occupations	Armed Forces Occupations	Not Reported
<b>Buguias</b>	<b>171</b>	<b>37</b>	<b>14</b>	<b>9</b>	<b>71</b>	<b>758</b>	<b>31</b>	<b>33</b>	<b>426</b>	-	-
Abatan	28	5	3	6	13	24	5	9	23	-	-
Amgaleyguey	9	1	3	-	2	55	1	2	35	-	-
Amlimay	4	-	-	-	1	50	2	-	27	-	-
Baculongan Norte	4	-	1	-	9	60	-	1	44	-	-
Bangao	21	3	2	-	9	77	2	2	31	-	-
Buyacaoan	15	3	1	-	7	64	3	4	33	-	-
Calamagan	2	-	-	-	-	10	-	-	4	-	-
Catlubong	8	-	-	1	1	21	1	-	21	-	-
Loo	27	21	-	2	12	90	3	2	84	-	-
Natubleng	15	-	-	-	7	61	4	3	25	-	-
Poblacion (Central)	14	3	2	-	7	88	5	2	33	-	-
Baculongan Sur	9	-	2	-	-	59	3	3	25	-	-
Lengaoan	10	1	-	-	3	53	0	2	17	-	-
Sebang	5	-	-	-	-	46	2	3	24	-	-

Source: Philippine Statistics Authority



**There are still 139 seniors that is unregistered in Buguias**

The percentage of senior citizens whose birth was registered is 90.3 (2,236) while 5.6 percent (139) were unregistered and 4.1 percent (102) was unknown.





## **TECHNICAL NOTES**

The 2015 Census of Population (POPCEN 2015) was undertaken by the Philippine Statistics Authority in August 2015 as mandated by Republic Act No. 10625, otherwise known as the Philippine Statistics Act of 2013. It was the 14<sup>th</sup> Census of Population that was undertaken since the first census in 1903. POPCEN 2015 was designed to take an inventory of the total population all over the Philippines and collect information about their characteristics. Census day for the POPCEN 2015 was August 1, 2015 (12:01 am). POPCEN 2015 made use of the de jure concept of enumeration wherein households and persons are enumerated in the area where they usually reside as of the census reference date. Enumeration lasted for about 25 days, from 10 August to 6 September 2015. Enumeration was extended until 15 October 2015 for large provinces and some highly urbanized cities.

Household – a social unit consisting of a person living alone or a group of person who sleep in the same housing unit and have a common arrangement in preparation and consumption of food.

Household population – comprises of person who belong to a household.

Proportion – a part, share, or number considered in comparative relation to a whole.

Senior citizen or elderly – refers to any resident of the Philippines at least sixty (60) years old (RA 9994).

Literate – a person who can read and write simple message.

Single – a person who has never been married (unmarried).

### **For Inquiries:**

Mail: PSA-Benguet Provincial Statistical Office  
3<sup>rd</sup> Floor Unique Printing Press, Legarda Road, Baguio City

Call: Telephone Number: (074) 244-9461  
Telefax Number: (074) 620-5516

Email: [psabenguet011@gmail.com](mailto:psabenguet011@gmail.com)