



SPECIAL RELEASE



Senior Citizens of Bokod (Figures from the 2015 Census of Population)



Date of Release: October 15, 2019

Reference No. 19CAR11-SR19



Senior citizens reach more than a thousand in the Municipality of Bokod



Senior citizens made up 9.6 percent of the household population in the municipality of Bokod. Among the barangays, Ambuclao with 21.4 percent had the highest number of elders, followed by Poblacion with 15.8 percent, and Daclan with 13.9 percent. Meanwhile, Nawal with 4.0 percent had the least of elders.



In terms of proportion of senior citizens to the household population, Bobok-Bisal posted the highest at 12.4 percent, followed by both Karao and Poblacion at 10.3 percent. Both proportions were higher than the regional level of 9.6 percent.






Pito had the least proportion of senior citizens to the household population with 7.2 percent.

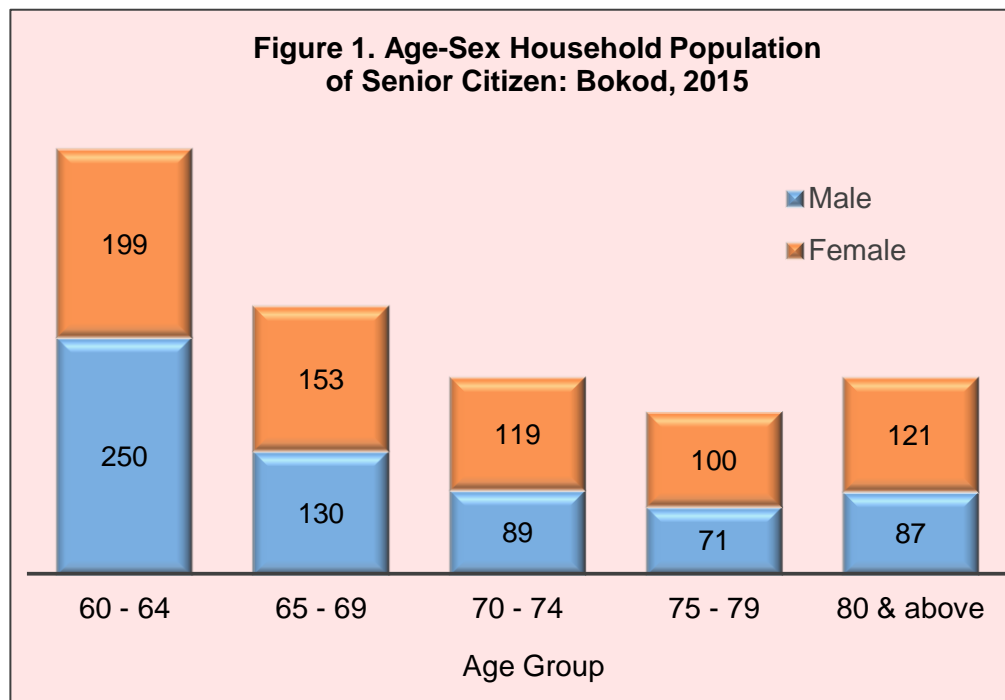
**Table 1. Household Population and Number of Senior Citizens
by Barangay: Bokod, 2015**

Barangay	Household Population	Senior Citizens	Percentage to Total Bokod Household Population of Senior Citizens	Percentage of Senior Citizens to Household Population
BOKOD	13,750	1,319	100.0	9.6
Ambuclao	3,167	282	21.4	8.9
Bila	1,405	123	9.3	8.8
Bobok-Bisal	1,254	156	11.8	12.4
Daclan	1,821	183	13.9	10.0
Ekip	834	76	5.8	9.1
Karao	989	102	7.7	10.3
Nawal	581	53	4.0	9.1
Pito	1,092	79	6.0	7.2
Poblacion	2,033	209	15.8	10.3
Tikey	574	56	4.2	9.8

Source: Philippine Statistics Authority



Female senior citizens outnumber males

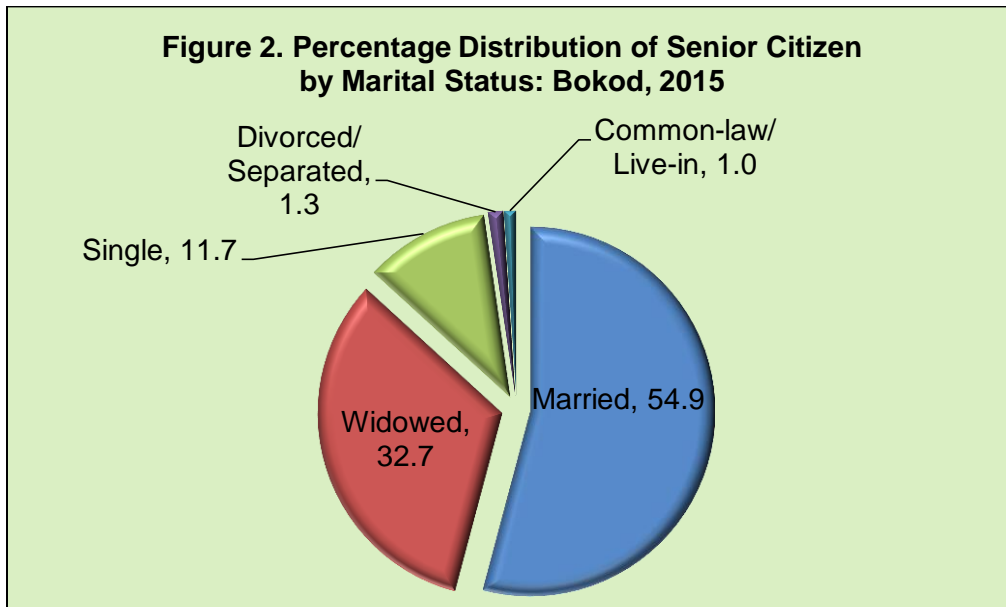
-  Of the total senior citizens in the region, 250 were females and the remaining 199 were males.
-  Female senior citizens outnumbered males in all age groups of 65-69, 70-74, 75-79, and 80 and over while male senior citizens outnumbered female in age group of 60-64 with the biggest gap of 51.
-  The population distribution of senior citizens decreases as age increases. About 34.04 percent (449) of the population of senior citizens were 60 to 64 years old, 21.46 percent (283) were 65 to 69 years old, and 15.77 percent (208) were 70 to 74 years old.



Source: Philippine Statistics Authority

Majority of senior citizens are married

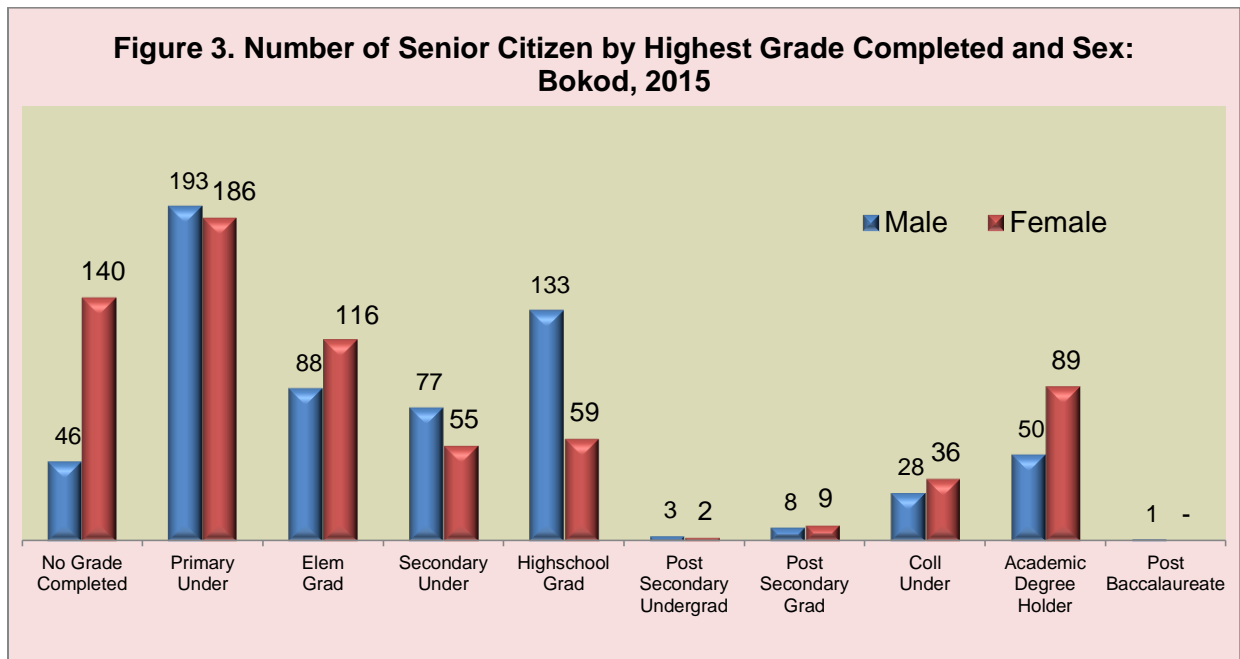
-  Of the total household population aged 60 years and over in the municipality, 54.10 percent (714) were married and 32.7 percent (431) were widowed.
-  There were only 13 senior citizens with status of common-law or live-in, representing 1.0 percent of the total number of senior citizens in Bokod.



Source: Philippine Statistics Authority



Few of the seniors are academic degree holder




Source: Philippine Statistics Authority



Majority of the senior citizens were primary undergraduate with 36.32 percent (379), followed by elementary graduate with 25.47 percent (204) and high school graduate with




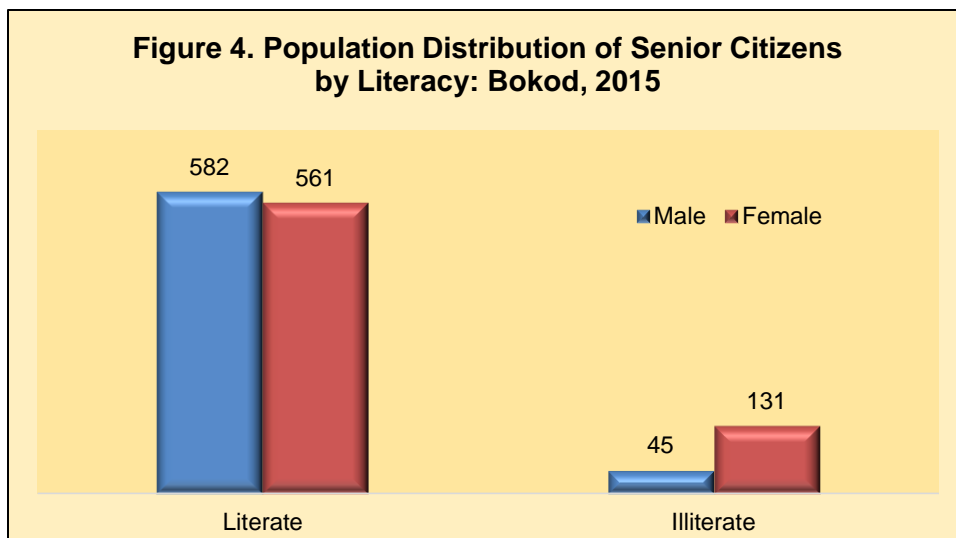
14.56 percent.

 Male elders exceeded the number of female graduates in high school but not in academic degree holder. There were 89 females with academic degree holder and only 50 males.



Eight in every ten elders can read and write simple message


 Simple literacy rate of elders in the municipality of Bokod when compared to household population was 86.7 percent (1,143) as shown in Figure 4. The remaining 13.3 percent (176) cannot able to read and write a simple message.





Source: Philippine Statistics Authority




Mostly of the senior are skilled agricultural forestry and fishery workers

 Majority of the senior citizens were Skilled Agricultural Forestry and Fishery Workers with 54.69 percent (373), followed by elementary occupation and manager with 25.51 percent (174) and 7.48 percent (51), respectively.

 There 634 (48.1%) seniors who engaged in non-gainful activity (dependent/pensioner/person with disability).

 In every barangay, almost all elders were skilled agricultural forestry and fishery workers.

 Bobok-Bisal posted the highest number of skilled agricultural forestry and fishery workers, managers, and craft and related trades workers while Poblacion had the highest number of seniors engaged in elementary occupations.

**Table 2. Number of Senior Citizen by their Usual Activity/Occupation:
Bokod, 2015**

Barangay	Occupation								
	Managers	Professionals	Technicians and Associate Professionals	Clerical Support Workers	Service and Sales Workers	Skilled Agricultural Forestry and Fishery Workers	Craft and Related Trades Workers	Plant and Machine Operators and Assemblers	Elementary Occupations
BOKOD	51	11	8	1	35	373	16	16	174
Ambuclao	16	5	3	-	8	46	6	2	32
Bila	5	1	-	-	2	25	-	-	15
Bobok-Bisal	3	-	2	1	4	96	2	1	9
Daclan	9	2	1	-	15	45	2	-	17
Ekip	1	-	-	-	-	21	-	1	22
Karao	3	2	-	-	-	32	1	1	16
Nawal	-	-	-	-	-	27	1	-	8
Pito	5	-	1	-	2	27	1	-	7
Poblacion	8	1	1	-	4	35	3	10	41
Tikey	1	-	-	-	-	19	-	1	7

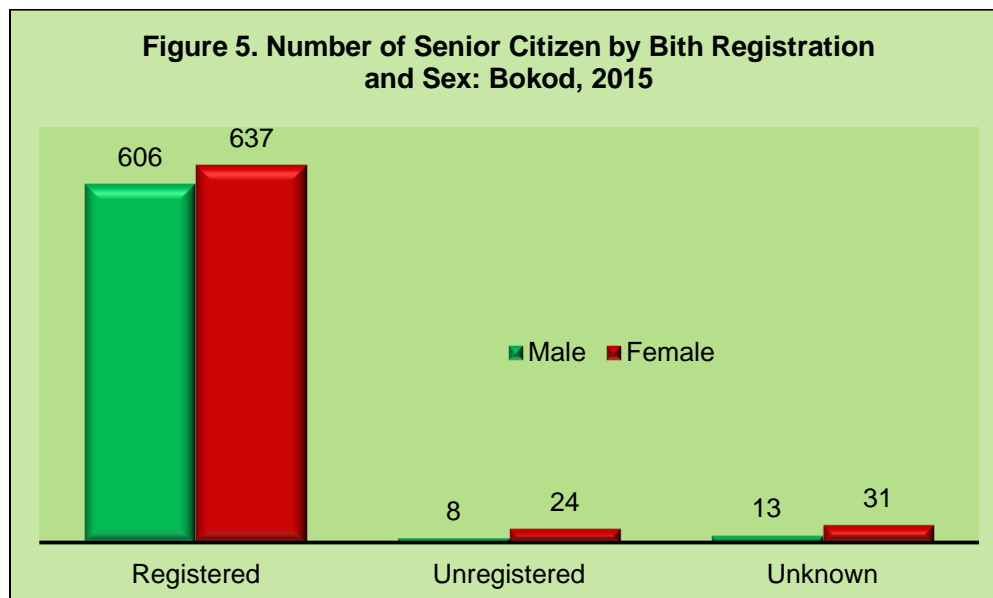
Source: Philippine Statistics Authority



There are still 66 seniors that is unregistered in Bokod



The percentage of senior citizens whose birth was registered is 94.2 (1,243) while 2.4 percent (32) were unregistered and 3.3 percent (44) was unknown.



Source: Philippine Statistics Authority

TECHNICAL NOTES

The 2015 Census of Population (POPCEN 2015) was undertaken by the Philippine Statistics Authority in August 2015 as mandated by Republic Act No. 10625, otherwise known as the Philippine Statistics Act of 2013. It was the 14th Census of Population that was undertaken since the first census in 1903. POPCEN 2015 was designed to take an inventory of the total population all over the Philippines and collect information about their characteristics. Census day for the POPCEN 2015 was August 1, 2015 (12:01 am). POPCEN 2015 made use of the de jure concept of enumeration wherein households and persons are enumerated in the area where they usually reside as of the census reference date. Enumeration lasted for about 25 days, from 10 August to 6 September 2015. Enumeration was extended until 15 October 2015 for large provinces and some highly urbanized cities.

Household – a social unit consisting of a person living alone or a group of person who sleep in the same housing unit and have a common arrangement in preparation and consumption of food.

Household population – comprises of person who belong to a household.

Proportion – a part, share, or number considered in comparative relation to a whole.

Senior citizen or elderly – refers to any resident of the Philippines at least sixty (60) years old (RA 9994).

Literate – a person who can read and write simple message.

Single – a person who has never been married (unmarried).

Telephone: (074) 2449461 • Telefax: (074) 6205516

For Inquiries:

Mail: PSA-Benguet Provincial Statistical Office