



SPECIAL RELEASE



Date of Release: October 15, 2019

Reference No. 19CAR11-SR18



Senior citizens reach more than a thousand in the Municipality of Bakun

- Senior citizens defined as individuals belonging to the age group 60 years and over. In 2015, the household population of the municipality of Bakun reached 19.6 thousand. About 7.1 percent of the household population in Bakun was senior citizens.
- Among the barangays, Gambang recorded the highest number of elders with 23.29 percent, followed by both Ampusongan and Dalipey with 16.6 percent, and Poblacion (Central) with 12.6 percent. On the other hand, Bagu had the least of elders with 8.3 percent.
- As to the proportion of senior citizens to the household population, Bagu displayed the highest at 11.0 percent, followed by Sinacbat and Dalipey at 8.2 and 7.5 percent respectively. Proportion in Bagu was higher than the regional level of 7.1 percent.
- Barangay Gambang had the least proportion of senior citizens to its household population with 6.0 percent.

**Table 1. Household Population and Number of Senior Citizens
by Barangay: Bakun, 2015**

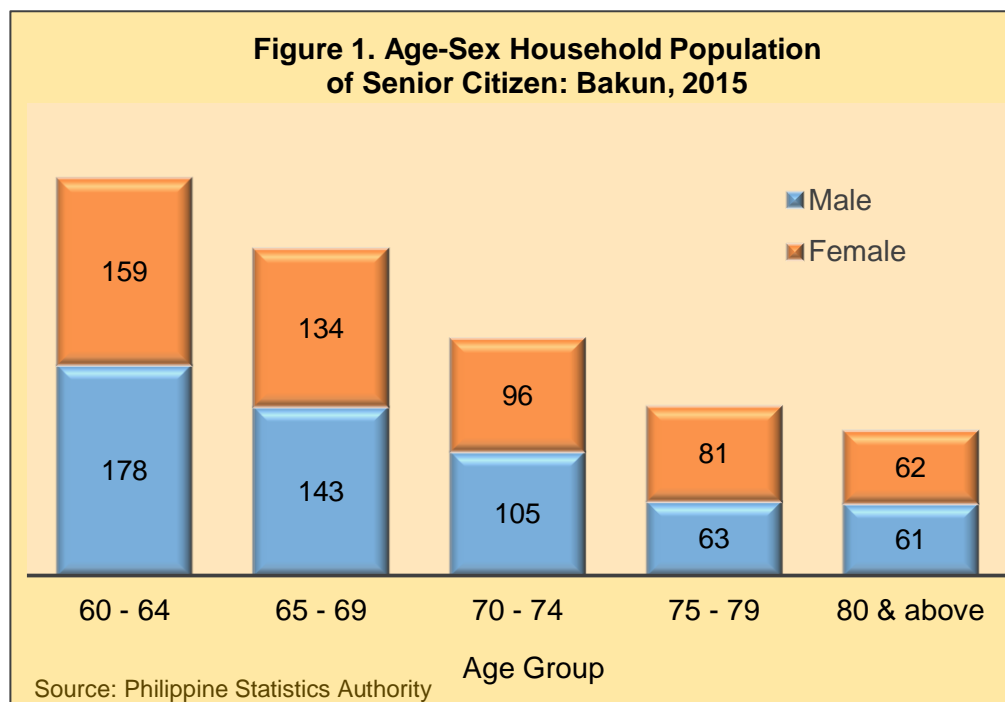
Barangay	Household Population	Senior Citizens	Percentage to Total Bakun Household Population of Senior Citizens	Percentage of Senior Citizens to Household Population
BAKUN	15,146	1,082	100.0	7.1
Ampusongan	2,614	180	16.6	6.9
Bagu	820	90	8.3	11.0
Dalipey	2,392	180	16.6	7.5
Gambang	4,181	252	23.29	6.0
Kayapa	1,741	120	11.1	6.9
Poblacion (Central)	1,894	136	12.6	7.2
Sinacbat	1,504	124	11.5	8.2

Source: Philippine Statistics Authority



Female senior citizens outnumber males

- Of the total senior citizens in the municipality, 50.83 percent (550) were males while the remaining 49.17 percent (532) were females.
- The number of male elders was higher than females except for the age group of 75 to 79 and 80 years and above.
- About 31.15 percent (337) of the elders belongs to age group 60-64 years old, 25.60 percent (277) belongs to 65-69 years old, 18.58 percent (201) were 70-74 years old, and 11.37 percent (123) were 80 years old and above.

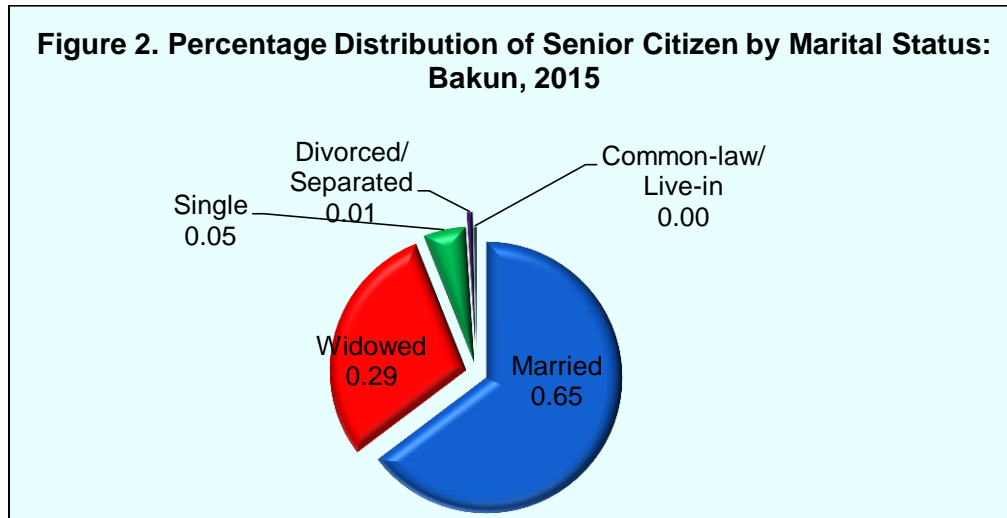


Source: Philippine Statistics Authority



Majority of senior citizens are married

- As shown in Figure 2, majority of the total population of senior citizens were married with 64.7 percent comprising more than half of the household population.
- There were only 3 senior citizens with status of common-law or live-in, representing 0.3 percent of the total number of senior citizens in Bakun.



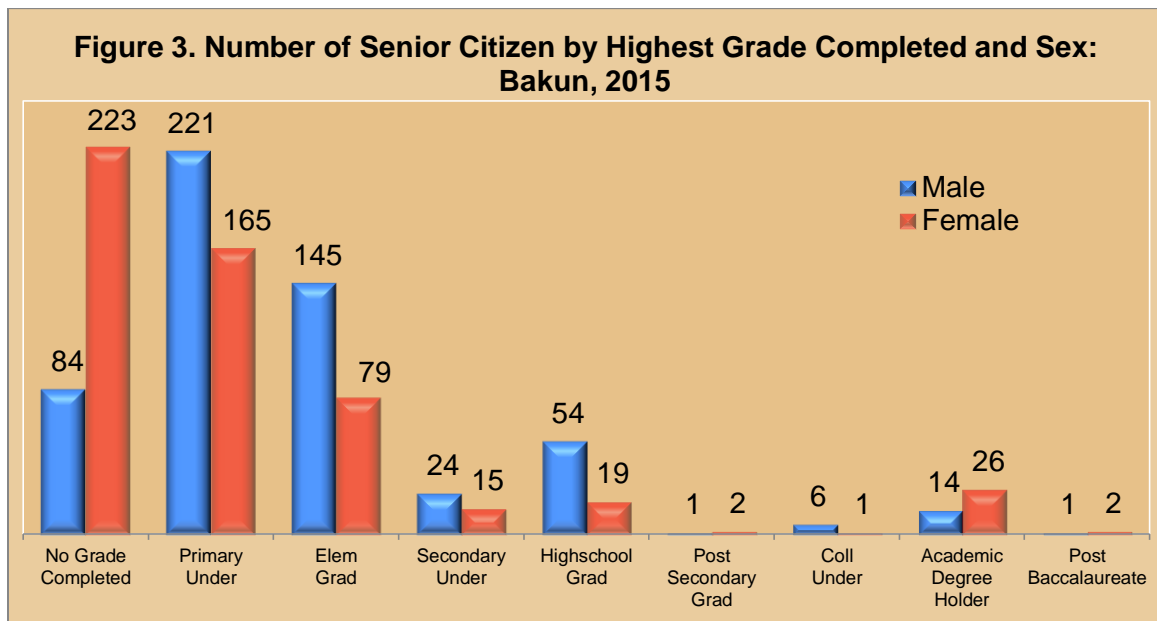
Source: Philippine Statistics Authority



Few of the seniors are academic degree holder



Only 40 senior citizens in the municipality of Bakun were academic degree holder.



Source: Philippine Statistics Authority



Majority of the senior citizens were primary undergraduate with 165 female and 221 male representing 35.7 percent of the total population.



Male elders exceeded the number of female graduates in elementary and high school but not in academic degree holder. There were 26 females (65%) with academic degree holder and only 14 males (35%).



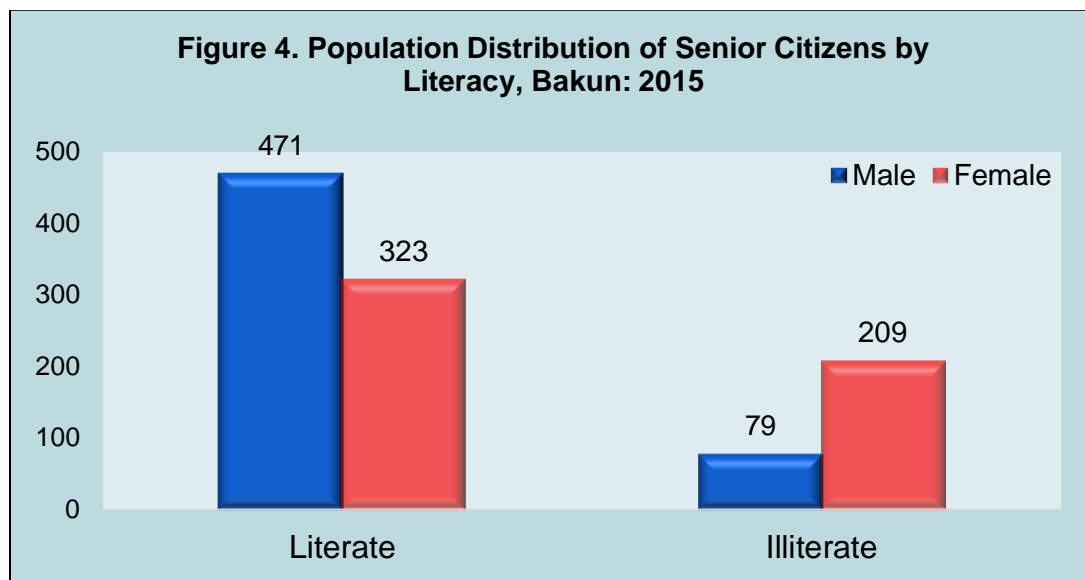
A total of 223 female senior citizens were recorded to have no grade completed, almost thrice the number of male senior citizen with the same level.



Eight in every ten elders can read and write simple message



A total of 471 male and 323 female senior citizens were recorded literate comprising 73.4 percent of the total senior citizen population and the remaining 26.6 percent were illiterate senior citizens. The remaining 310 (19.2%) seniors cannot able to read and write a simple message. Moreover, literacy rate for males were higher than the females.



Source: Philippine Statistics Authority



Mostly of the senior are skilled agricultural forestry and fishery workers



Majority of the senior citizens in Bakun were skilled agricultural forestry and fishery workers with a total of 412 (38.8 percent). This was followed by senior citizens engaged in elementary occupations and manager with total of 169 (15.62%).



There are 647 (59.8%) seniors who engaged in non-gainful activity (dependent/pensioner/ person with disability).



In every barangay, almost all elders were skilled agricultural forestry and fishery workers.



Gambang posted the highest number of skilled agricultural forestry and fishery workers and elementary occupations.

**Table 3. Number of Senior Citizen by their Usual Activity/Occupation:
Bakun, 2015**

Municipality/ Barangay	Occupation								
	Manager	Professional	Technician and Associate Professional	Clerical Support Worker	Service and Sales Worker	Skilled Agricultural Forestry and Fishery Workers	Craft and Related Trades Workers	Plant and Machine Operator and Assembler	Elementary Occupation
BAKUN	25	4	9	2	8	412	5	13	169
Ampusongan	6	3	4	2	1	54	1	5	26
Bagu	0	1	1	0	0	45	0	0	14
Dalipey	5	0	1	0	2	74	1	2	31
Gambang	8	0	0	0	3	92	3	4	35
Kayapa	0	0	1	0	1	46	0	0	17
Poblacion (Central)	5	0	2	0	1	46	0	0	21
Sinacbat	1	0	0	0	0	55	0	2	25

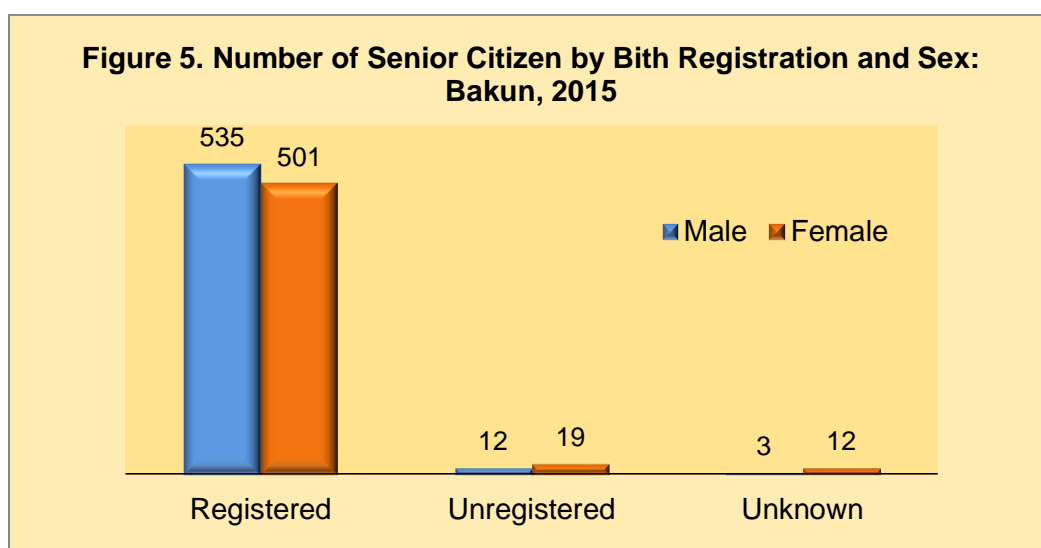
Source: Philippine Statistics Authority



There are still 31 seniors that is unregistered in Bakun



The percentage of senior citizens whose birth was registered is 1,036 (95.75%) while 31 (28.7%) were unregistered and 15 (1.39%) was unknown.



Source: Philippine Statistics Authority



TECHNICAL NOTES

The 2015 Census of Population (POPCEN 2015) was undertaken by the Philippine Statistics Authority in August 2015 as mandated by Republic Act No. 10625, otherwise known as the Philippine Statistics Act of 2013. It was the 14th Census of Population that was undertaken since the first census in 1903. POPCEN 2015 was designed to take an inventory of the total population all over the Philippines and collect information about their characteristics. Census day for the POPCEN 2015 was August 1, 2015 (12:01 am). POPCEN 2015 made use of the de jure concept of enumeration wherein households and persons are enumerated in the area where they usually reside as of the census reference date. Enumeration lasted for about 25 days, from 10 August to 6 September 2015. Enumeration was extended until 15 October 2015 for large provinces and some highly urbanized cities.

Household – a social unit consisting of a person living alone or a group of person who sleep in the same housing unit and have a common arrangement in preparation and consumption of food.

Household population – comprises of person who belong to a household.

Proportion – a part, share, or number considered in comparative relation to a whole.

Senior citizen or elderly – refers to any resident of the Philippines at least sixty (60) years old (RA 9994).

Literate – a person who can read and write simple message.

Single – a person who has never been married (unmarried).

For Inquiries:

Mail: PSA-Benguet Provincial Statistical Office
3rd Floor Unique Printing Press, Legarda Road, Baguio City

Call: Telephone Number: (074) 244-9461
Telefax Number: (074) 620-5516

Email: psabenguet011@gmail.com