



# SPECIAL RELEASE

## MUNICIPALITY OF AGUINALDO VITAL EVENTS THIRD QUARTER

Date of Release: 18 January 2023

Reference No. SR-2023-007

This special release presents statistics on vital events occurring for the 3rd quarter of 2022 in the municipality of Aguinardo, Ifugao. This publication shows the total registered birth, marriage, and death statistics by registration status, sex, legitimacy status, age, type of ceremony, and place type. The civil registry documents transmitted monthly by the Local Civil Registry Office (LCRO)-Aguinaldo to Ifugao Provincial Statistical Office for machine processing served as the source of data in preparation of this special release.

### BIRTH REGISTRATION



Live birth is defined as complete expulsion or extraction from its mother of a product of conception, irrespective of the duration of the pregnancy, which after such separation, breathes or shows any other evidence of life, such as beating of the heart, pulsation of the umbilical cord, or definite movement of voluntary muscles, whether or not the umbilical cord has been cut or the placenta is attached, each product of such a birth is considered live born.

The reported live births for the third quarter in the municipality of Aguinardo reached to 49. The month of July recorded the most at 34.69 percent. It was followed by the month of August and September, both with 32.65 percent. By sex aggregation, 48.98 percent were males and 51.02 percent were females. (Table 1)

TABLE 1. Total Registered Live Births by Month and by Sex, Aguinardo: 3<sup>rd</sup> Quarter 2022

Municipality	Month			Sex		
	Jul	Aug	Sept	Both Sexes	Male	Female
Aguinaldo	17	16	16	49	24	25

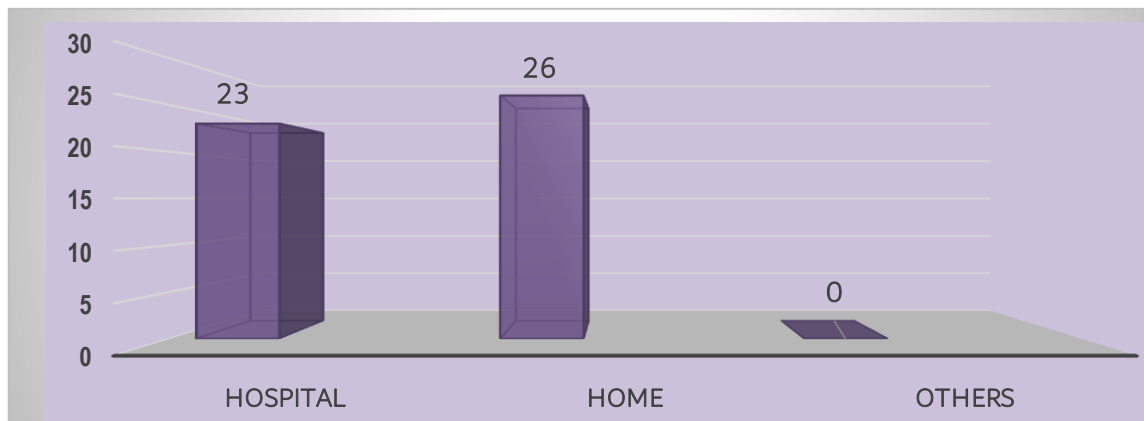
Table 2 shows that 55.10 percent were timely registered and 44.90 percent were late registered. Moreover, there were 67.35 percent recorded of the total registered births born of wedlock and 32.65 percent born out of wedlock. (Table 2)

TABLE 2. Total Registered Live Births by Registration and by Legitimacy Status, Aginaldo: 3<sup>rd</sup> Quarter 2022

Municipality	Registration Status		Legitimacy Status	
	Timely	Late	Legitimate	Illegitimate
Aginaldo	27	22	33	16

Figure 1 shows that babies born in Hospital and Home had a total of 46.94 percent and 53.06 percent, respectively. There was more occurrence of birth at Home. Moreover, there is no occurrence on other place type of registered births.

FIGURE 1. Registered Live Births by Place Type, Aginaldo: 3<sup>rd</sup> Quarter 2022



## MARRIAGE REGISTRATION



Marriage is defined as a contract of permanent union between a man and a woman entered into in accordance with law for the establishment of conjugal and family life. It is the foundation of the family and an inviolable social institution whose nature, consequences, and incidence are governed by law and not subject to stipulation, except that marriage settlements may fix the property relations during the marriage within the limits provided in

the Family Code of the Philippines.

The reported marriages for the third quarter in the municipality of Aginaldo reached to 19. The month of August recorded the most at 52.63 percent. It was followed by the month of September and July, with 31.58 percent and 15.79 percent, respectively.

By registration status, there were no marriages that were registered late. (Table 3)

**TABLE 3. Total Registered Marriages by Month and Registration Status, Aginaldo: 3<sup>rd</sup> Quarter 2022**

Municipality	Month			Registration Status	
	Jul	Aug	Sept	Timely	Late
Aginaldo	3	10	6	19	0

Figure 2 shows that among the type of ceremonies, Civil wedding rites had the highest registered marriages with 57.89 percent, followed by Roman Catholic Church and Other religious rites with 26.32 percent and 15.79 percent. Tribal religion had no reported marriage.

**FIGURE 2. Total Registered Marriages by Type of Ceremony, Aginaldo: 3<sup>rd</sup> Quarter 2022**

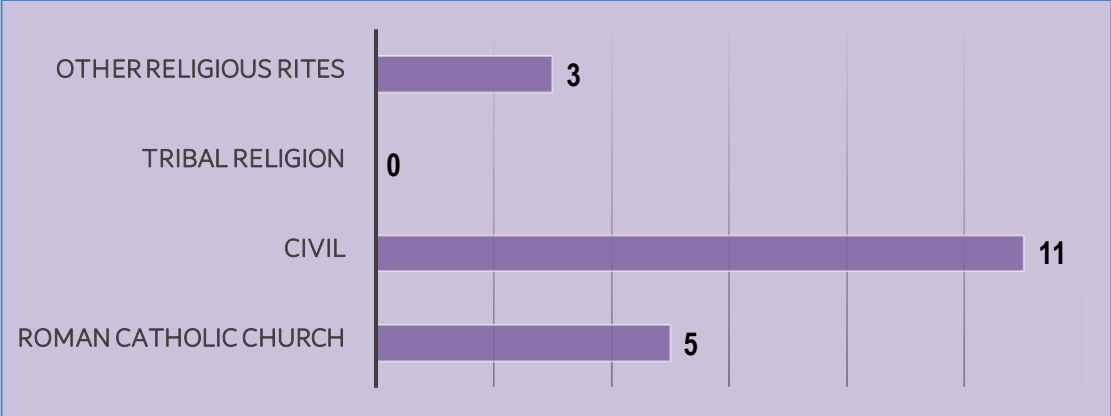
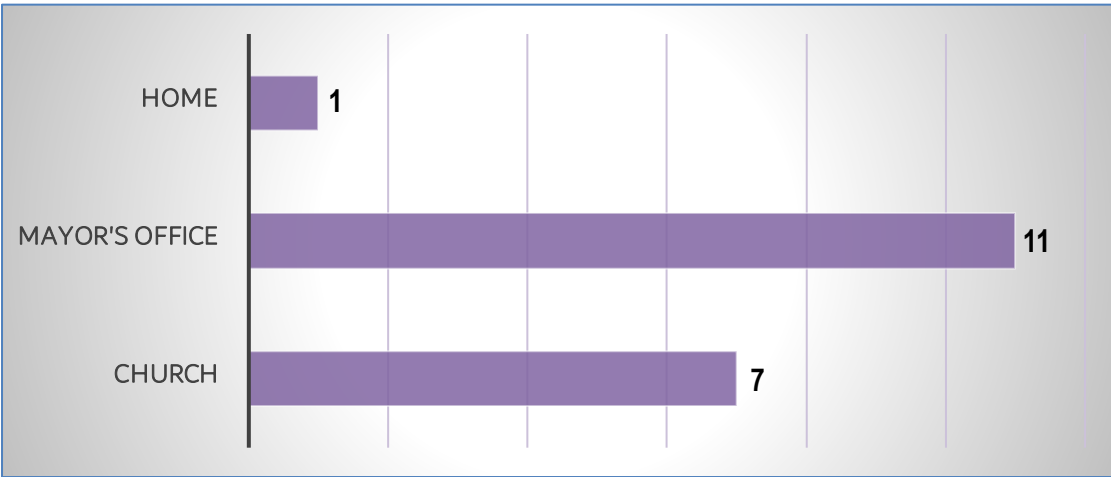


Figure 3 shows that among the place types for marriage, Mayor’s office had the highest number of weddings with 57.89 percent, followed by the Church with 36.84 percent. There is one occurrence of marriage at Home.

**FIGURE 3. Total Registered Marriages by Place Type, Aginaldo: 3<sup>rd</sup> Quarter 2022**



## DEATH REGISTRATION



Death refers to the permanent disappearance of all evidence of life at any time after live birth has taken place (postnatal cessation of vital function without capability of resuscitation).

In the third quarter, a total of 20 deaths were registered in the municipality of Aginaldo. The month of August recorded the most at 50 percent. It was followed by the month of September and July with 30 percent and 20 percent, respectively.

By sex aggregation, it is equally divided for both male and female. (Table 4)

TABLE 4. Total Registered Deaths by Month and by Sex, Aginaldo: 3<sup>rd</sup> Quarter 2022

Municipality	Month			Sex		
	Jul	Aug	Sept	Both Sexes	Male	Female
Aginaldo	4	10	6	20	10	10

Table 5 shows that registered deaths for married recorded 70 percent. It was followed by widower with 30 percent. There is no occurrence for single status. Moreover, majority were registered within the reglementary period of 30 days. (Table 5)

TABLE 5. Total Registered Deaths by Civil and Registration status, Aginaldo: 3<sup>rd</sup> Quarter 2022

Municipality	Civil Status			Registration Status	
	Single	Married	Widower	Timely	Late
Aginaldo	0	14	06	14	6

A handwritten signature in black ink, appearing to be 'Delano C. Bolislis, Jr.'.

**DELANO C. BOLISLIS, JR.**  
Chief Statistical Specialist  
Provincial Statistical Office-Ifugao