

SPECIAL RELEASE

MUNICIPALITY OF KIANGAN VITAL EVENTS THIRD QUARTER 2022

Date of Release: 17 January 2023

Reference No. SR-2023-005

This special release presents statistics on vital events occurring for the 3rd quarter of 2022 in the municipality of Kiangan, Ifugao. This publication shows the total registered birth, marriage, and death statistics by registration status, sex, legitimacy status, age, type of ceremony, and place type. The civil registry documents transmitted monthly by the Local Civil Registry Office (LCRO)-Kiangan to Ifugao Provincial Statistical Office for machine processing served as the source of data in preparation of this special release.

BIRTH REGISTRATION



Live birth is defined as complete expulsion or extraction from its mother of a product of conception, irrespective of the duration of the pregnancy, which after such separation, breathes or shows any other evidence of life, such as beating of the heart, pulsation of the umbilical cord, or definite movement of voluntary muscles, whether or not the umbilical cord has been cut or the placenta is attached, each product of such a birth is considered live born.

Table 1 shows a total of 55 live births registered in the municipality of Kiangan for the third quarter of 2022. The month of September recorded the most of 41.82%. It was followed by the month of July and August with 30.91% and 27.27%, respectively. By sex aggregation, 50.91% were males and 49.09% were females.

TABLE 1. Total Registered Live Births by Month and by Sex, Kiangan: 3rd Quarter 2022

Municipality	Month			Sex		
	Jul	Aug	Sept	Both Sexes	Male	Female
Kiangan	17	15	23	55	28	27

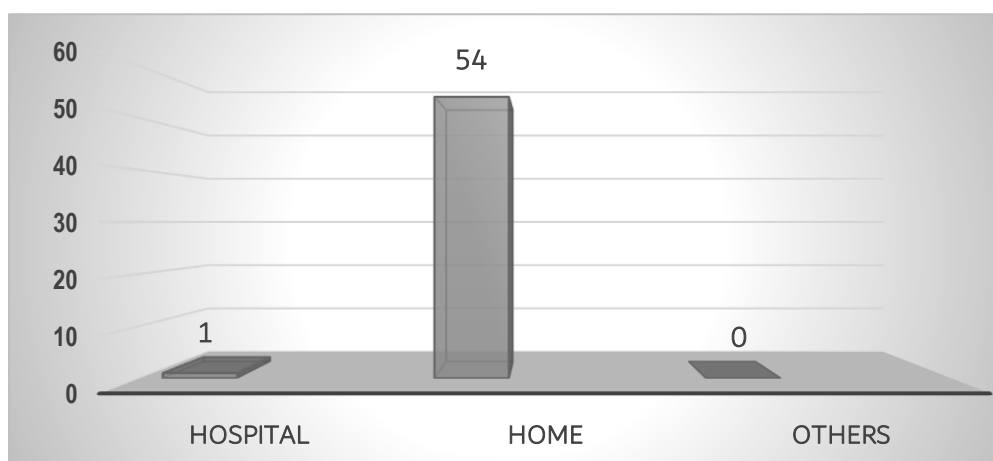
Table 2 shows that 1.82% were timely registered and 98.18% were late registered. Moreover, there were 1.82% illegitimate babies and 98.18% were legitimate babies. Most babies were born of wedlock.

TABLE 2. Total Registered Live Births by Registration and by Legitimacy Status, Kiangon: 3rd Quarter 2022

Municipality	Registration Status		Legitimacy Status	
	Timely	Late	Legitimate	Illegitimate
Kiangon	1	54	54	1

Figure 1 shows that babies born at Home had a total of 98.18%. Babies born in Hospital had a total of 1.82%. There is no occurrence on other place type of registered births.

FIGURE 1. Registered Live Births by Place Type, Kiangon: 3rd Quarter 2022



MARRIAGE REGISTRATION



Marriage is defined as a contract of permanent union between a man and a woman entered into in accordance with law for the establishment of conjugal and family life. It is the foundation of the family and an inviolable social institution whose nature, consequences, and incidence are governed by law and not subject to stipulation, except that marriage settlements may fix the property relations during the marriage within the limits provided in the Family Code of the Philippines.

In the third quarter, a total of 19 marriages were registered in the municipality of Kiangon. The months of July and September recorded the most, both with 36.84%. It was followed by the month of August with 26.32%. Table 3 shows that majority of recorded marriages were registered within the reglementary period of 30 days.

TABLE 3. Total Registered Marriages by Month and Registration Status, Kiangan: 3rd Quarter 2022

Municipality	Month			Registration Status	
	Jul	Aug	Sept	Timely	Late
Kiangan	7	5	7	19	0

Figure 2 shows that among the type of ceremonies, Other religious rites had the highest registered marriages with 42.11%, followed by Civil wedding rites and Roman Catholic with 36.84% and 21.05%, respectively.

FIGURE 2. Total Registered Marriages by Type of Ceremony, Kiangan: 3rd Quarter 2022

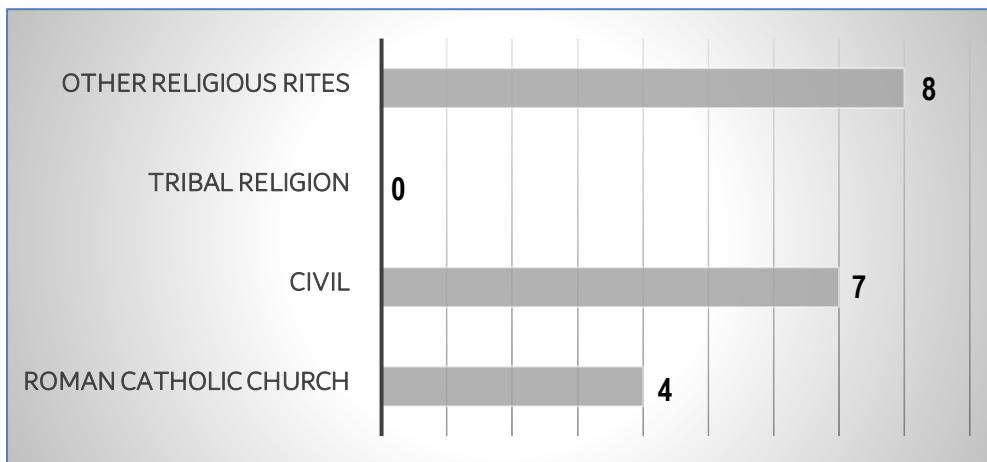
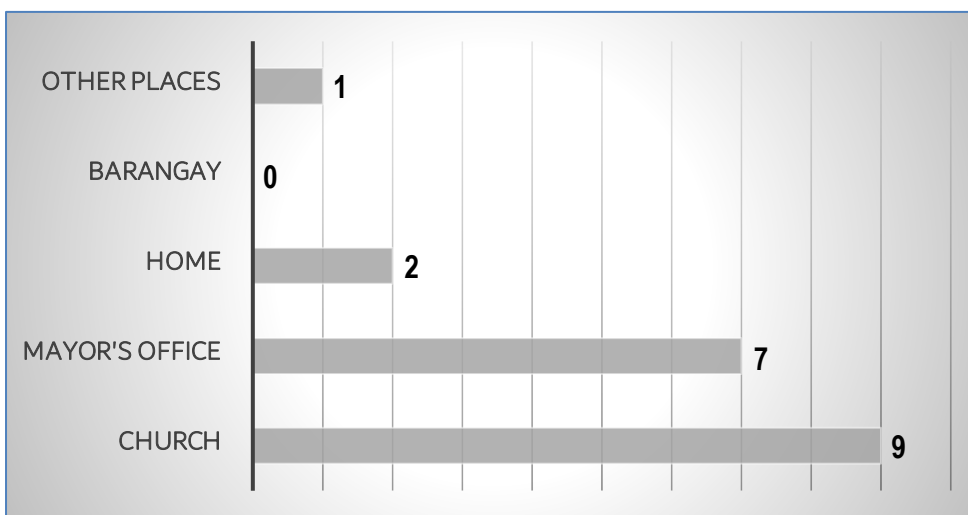


Figure 3 shows that among the place types for marriage, the Church had the highest number of weddings with 47.37%, followed by the Mayor’s Office with 36.84%, Home with 10.53% and Other places with 5.26%.

FIGURE 3. Total Registered Marriages by place Type, Kiangan: 3rd Quarter 2022



DEATH REGISTRATION



Death refers to the permanent disappearance of all evidence of life at any time after live birth has taken place (postnatal cessation of vital function without capability of resuscitation).

In the third quarter, a total of 26 deaths were registered in the municipality of Kiangán. The months of July and September recorded the most, both with 34.62%. It was followed by the month of August with 30.77%.

Table 4 shows that by sex aggregation, 61.54% were males and 38.46% were females.

TABLE 4. Total Registered Deaths by Month and by Sex, Kiangán: 3rd Quarter 2022

Municipality	Month			Sex		
	Jul	Aug	Sept	Both Sexes	Male	Female
Kiangán	9	8	9	26	16	10

Table 5 shows that by civil status, married deaths recorded the highest with 50%. It was followed by single and widower with 26.9% and 23.1%, respectively. Moreover, majority were registered within the reglementary period of 30 days.

TABLE 5. Total Registered Deaths by Civil and Registration Status, Kiangán: 3rd Quarter 2022

Municipality	Civil Status			Registration Status	
	Single	Married	Widower	Timely	Late
Kiangán	7	13	6	21	5

DELANO C. BOLISLIS, JR.

Chief Statistical Specialist

Provincial Statistical Office-Ifugao

2nd Floor RTK Building Corner Cuta Drive, Pob. South, Lagawe, Ifugao

CP No: 09196979606/09066865902;

Email: psa_ifugao@yahoo.com.ph

www.psa.gov.ph