



# SPECIAL RELEASE

## MUNICIPALITY OF LAMUT VITAL EVENTS THIRD QUARTER 2022

Date of Release: 17 January 2023

Reference No. SR-2023-004

This special release presents statistics on vital events occurring for the 3rd quarter of 2022 in the municipality of Lamut, Ifugao. This publication shows the total registered birth, marriage, and death statistics by registration status, sex, legitimacy status, age, type of ceremony, and place type. The civil registry documents transmitted monthly by the Local Civil Registry Office (LCRO)-Lamut to Ifugao Provincial Statistical Office for machine processing served as the source of data in preparation of this special release.

### BIRTH REGISTRATION



Live birth is defined as complete expulsion or extraction from its mother of a product of conception, irrespective of the duration of the pregnancy, which after such separation, breathes or shows any other evidence of life, such as beating of the heart, pulsation of the umbilical cord, or definite movement of voluntary muscles, whether or not the umbilical cord has been cut or the placenta is attached, each product of such a birth is considered live born.

The reported live births for the third quarter in the municipality of Lamut reached to 323. The month of September recorded the most at 34.98 percent. It was followed by the month of July and August, with 33.75 percent and 31.27 percent, respectively. By sex aggregation, 50.77 percent were males and 49.23 percent were females. (Table 1)

TABLE 1. Total Registered Live Births by Month and by Sex, Lamut: 3<sup>rd</sup> Quarter 2022

Municipality	Month			Sex		
	Jul	Aug	Sept	Both Sexes	Male	Female
Lamut	109	101	113	323	164	159

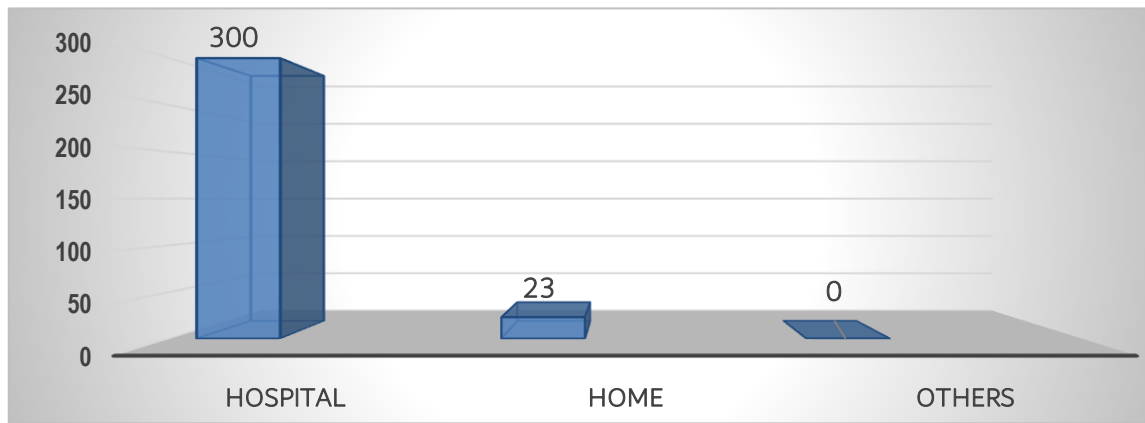
Table 2 shows that 90.09 percent were timely registered and 9.91 percent were late registered. Majority were registered within the reglementary period of 30 days. Moreover, there were 58.20 percent recorded registered births of wedlock and 41.80 percent born out of wedlock. (Table 2)

TABLE 2. Total Registered Live Births by Registration and by Legitimacy Status, Lamut: 3<sup>rd</sup> Quarter 2022

Municipality	Registration Status		Legitimacy Status	
	Timely	Late	Legitimate	Illegitimate
Lamut	291	32	188	135

Figure 1 shows that babies born in Hospital had a total of 92.88 percent. Babies born at home had a total of 7.12 percent. There is no occurrence on other place type of registered births.

FIGURE 1. Registered Live Births by Place Type, Lamut: 3<sup>rd</sup> Quarter 2022



## MARRIAGE REGISTRATION



Marriage is defined as a contract of permanent union between a man and a woman entered into in accordance with law for the establishment of conjugal and family life. It is the foundation of the family and an inviolable social institution whose nature, consequences, and incidence are governed by law and not subject to stipulation, except that marriage settlements may fix the property relations during the marriage within the limits provided in the Family Code of the Philippines.

The reported marriages for the third quarter in the municipality of Lamut reached to 17. The month of August and September recorded the most, both at 35.29 percent. It was followed by the month of July with 29.41 percent.

By registration status, majority were registered within the reglementary period of 30 days. (Table 3)

TABLE 3. Total Registered Marriages by Month and Registration Status, Lamut: 3<sup>rd</sup> Quarter 2022

Municipality	Month			Registration Status	
	Jul	Aug	Sept	Timely	Late
Lamut	5	6	6	16	1

Figure 2 shows that among the type of ceremonies, Civil wedding rites had the highest registered marriages with 52.94 percent, followed by Other religious rites and Roman Catholic with 41.18 percent and 5.88 percent, respectively. Tribal religion had no reported marriage.

FIGURE 2. Total Registered Marriages by Type of Ceremony, Lamut: 3<sup>rd</sup> Quarter 2022

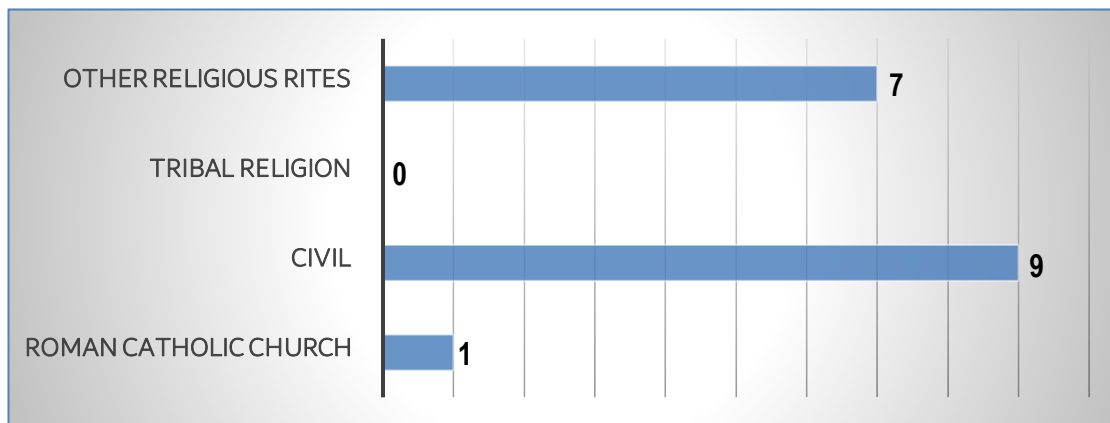
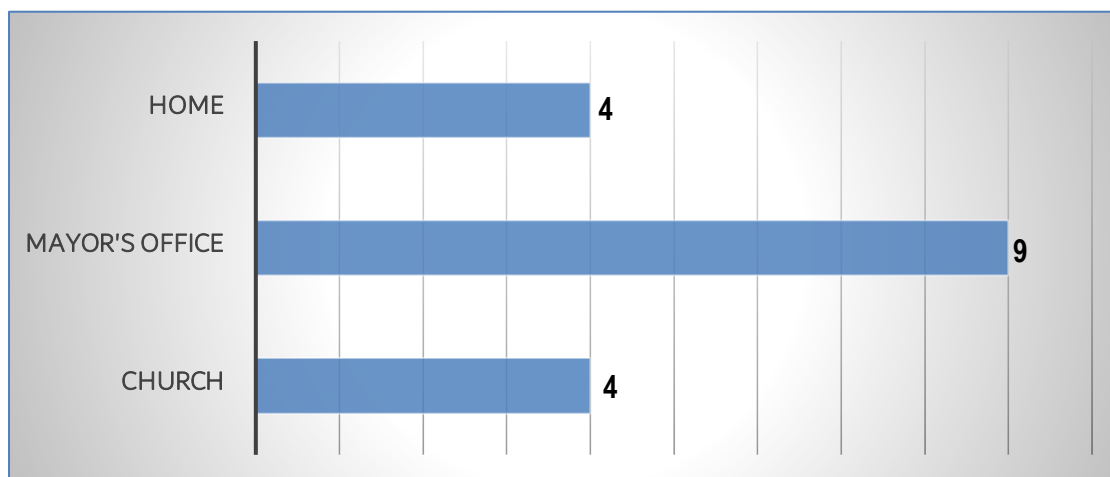


Figure 3 shows that among the place types for marriage, the Mayor's office had the highest number of weddings with 52.94 percent, followed by Church and Home, both with 23.53 percent.

FIGURE 3. Total Registered Marriages by Place Type, Lamut: 3<sup>rd</sup> Quarter 2022



## DEATH REGISTRATION



Death refers to the permanent disappearance of all evidence of life at any time after live birth has taken place (postnatal cessation of vital function without capability of resuscitation).

A total of 35 deaths were registered for the third quarter in the municipality of Lamut. The month of September recorded the most at 42.86 percent. It was followed by the month of August and July, with 37.14 percent and 20 percent, respectively.

By sex aggregation, 60 percent were males and 40 percent were females. (Table 4)

TABLE 4. Total Registered Deaths by Month and by Sex, Lamut: 3<sup>rd</sup> Quarter 2022

Municipality	Month			Sex		
	Jul	Aug	Sept	Both Sexes	Male	Female
Lamut	7	13	15	35	21	14

Table 5 shows that by civil status, deaths for married had the highest registered with 42.86 percent. It was followed by widower and single with 37.14 percent and 20 percent, respectively. Moreover, there is no occurrence for late registered deaths. (Table 5)

TABLE 5. Total Registered Deaths by Civil and Registration Status, Lamut: 3<sup>rd</sup> Quarter 2022

Municipality	Civil Status			Registration Status	
	Single	Married	Widower	Timely	Late
Lamut	7	15	13	35	0

**DELANO C. BOLISLIS, JR.**  
Chief Statistical Specialist  
Provincial Statistical Office-Ifugao