



SPECIAL RELEASE

MUNICIPALITY OF LAGAWE VITAL EVENTS THIRD QUARTER 2022

Date of Release: 12 January 2023

Reference No. SR-2023-003

This special release presents statistics on vital events occurring for the 3rd quarter of 2022 in the municipality of Lagawe, Ifugao. This publication shows the total registered birth, marriage, and death statistics by registration status, sex, legitimacy status, age, type of ceremony, and place type. The civil registry documents transmitted monthly by the Local Civil Registry Office (LCRO)-Lagawe to Ifugao Provincial Statistical Office for machine processing served as the source of data in preparation of this special release.

BIRTH REGISTRATION



Live birth is defined as complete expulsion or extraction from its mother of a product of conception, irrespective of the duration of the pregnancy, which after such separation, breathes or shows any other evidence of life, such as beating of the heart, pulsation of the umbilical cord, or definite movement of voluntary muscles, whether or not the umbilical cord has been cut or the placenta is attached, each product of such a birth is considered live born.

The reported live births for the third quarter in the municipality of Lagawe reached to 55. The month of August recorded the most at 49.09 percent. It was followed by the month of September and July, with 29.09 percent and 21.82 percent, respectively. By sex aggregation, 50.91 percent were males and 49.09 percent were females. (Table 1)

TABLE 1. Total Registered Live Births by Month and by Sex, Lagawe: 3rd Quarter 2022

Municipality	Month			Sex		
	Jul	Aug	Sept	Both Sexes	Male	Female
Lagawe	12	27	16	55	28	27

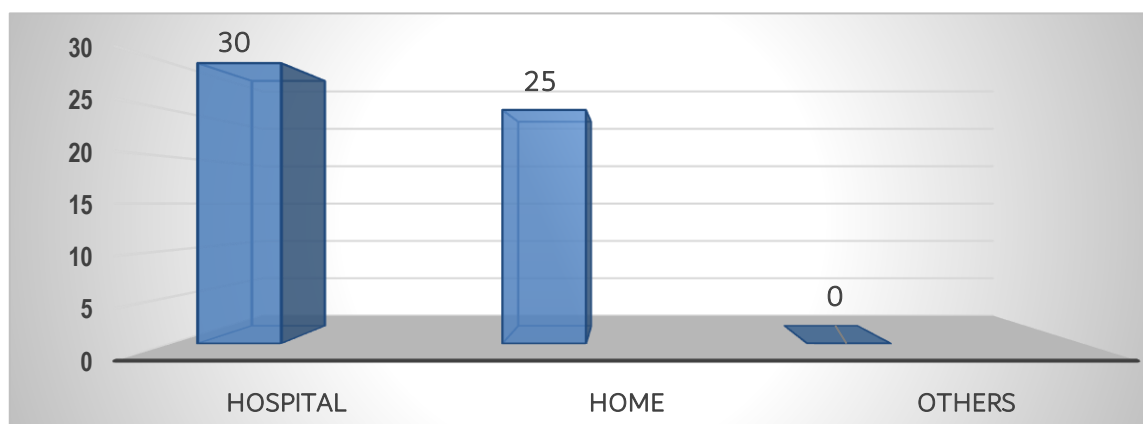
Table 2 shows that 49.09 percent were timely registered and 50.91 percent were late registered. Majority were registered within the reglementary period of 30 days. Moreover, there were 12 recorded of the total registered births born out of wedlock. (Table 2)

TABLE 2. Total Registered Live Births by Registration and by Legitimacy Status, Lagawe: 3rd Quarter 2022

Municipality	Registration Status		Legitimacy Status	
	Timely	Late	Legitimate	Illegitimate
Lagawe	27	28	43	12

Figure 1 shows that babies born in Hospital had a total of 54.55 percent. Babies born at home had a total of 45.45 percent. There is no occurrence on other place type of registered births.

FIGURE 1. Registered Live Births by Place Type, Lagawe: 3rd Quarter 2022



MARRIAGE REGISTRATION



Marriage is defined as a contract of permanent union between a man and a woman entered into in accordance with law for the establishment of conjugal and family life. It is the foundation of the family and an inviolable social institution whose nature, consequences, and incidence are governed by law and not subject to stipulation, except that marriage settlements may fix the property relations during the marriage within the limits provided in the Family Code of the Philippines.

The reported marriages for the third quarter in the municipality of Lagawe reached to 22. The month of July recorded the most at 40.91 percent. It was followed by the month of August and September, with 31.82 percent and 27.27 percent, respectively.

By registration status, there were no marriages that were registered late. (Table 3)

TABLE 3. Total Registered Marriages by Month and Registration Status, Lagawe: 3rd Quarter 2022

Municipality	Month			Registration Status	
	Jul	Aug	Sept	Timely	Late
Lagawe	9	7	6	22	0

Figure 2 shows that among the type of ceremonies, Other religious rites had the highest registered marriages with 59.09 percent, followed by Civil wedding and Roman Catholic with 36.36 percent and 4.55 percent, respectively. Tribal religion had no reported marriage.

FIGURE 2. Total Registered Marriages by Type of Ceremony, Lagawe: 3rd Quarter 2022

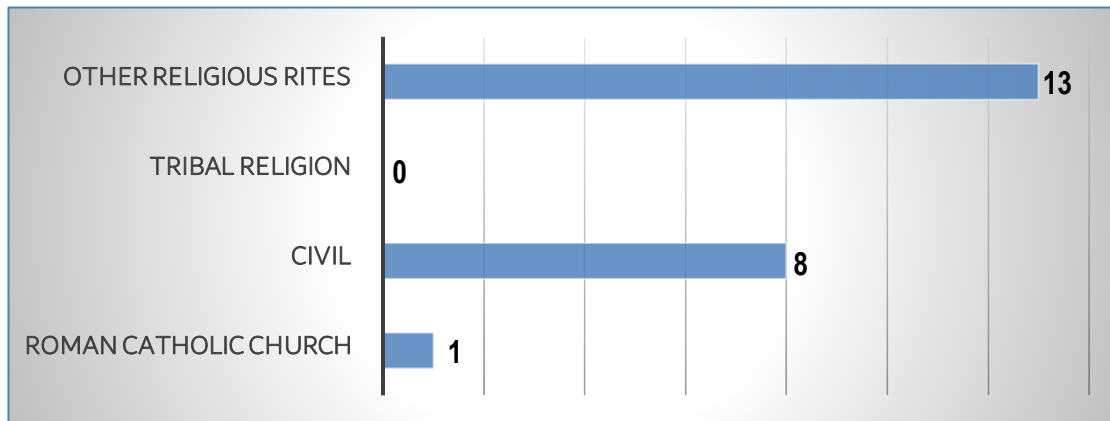
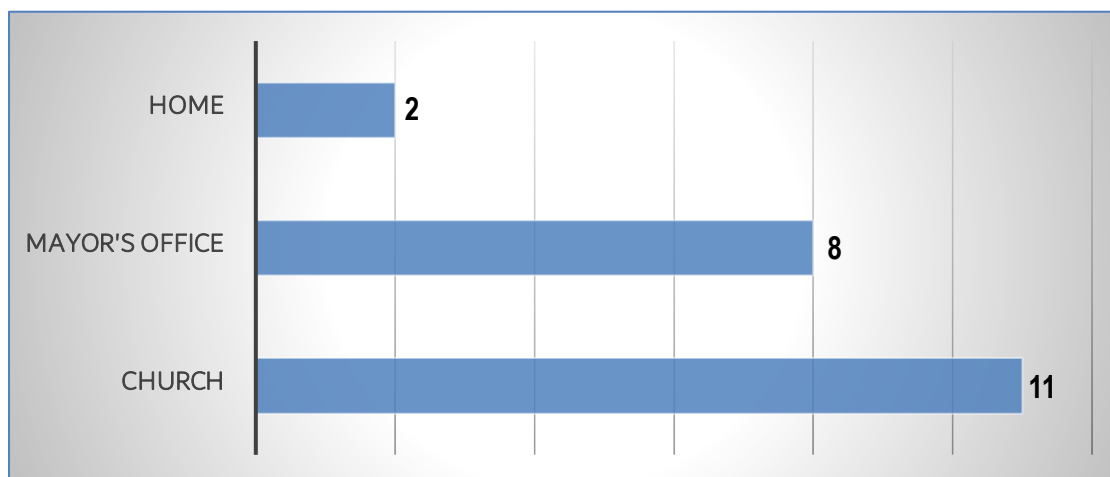


Figure 3 shows that among the place types for marriage, the Church had the highest number of weddings with 50 percent, followed by Mayor's office and Home with 36.36 percent and 9.09 percent, respectively.

FIGURE 3. Total Registered Marriages by Place Type, Lagawe: 3rd Quarter 2022



DEATH REGISTRATION



Death refers to the permanent disappearance of all evidence of life at any time after live birth has taken place (postnatal cessation of vital function without capability of resuscitation).

In the third quarter, a total of 14 deaths were registered in the municipality of Lagawe. The month of August recorded the most at 50 percent. It was followed by the month of July and September, with 28.57 percent and 21.43 percent,

respectively.

By sex aggregation, 57.14 percent were males and 42.86 percent were females. (Table 4)

TABLE 4. Total Registered Deaths by Month and by Sex, Lagawe: 3rd Quarter 2022

Municipality	Month			Sex		
	Jul	Aug	Sept	Both Sexes	Male	Female
Lagawe	4	7	3	14	8	6

Table 5 shows that registered deaths for singles and married were equally divided by civil status. Widow/widower recorded 28.57 percent of deaths. Moreover, majority were registered within the reglementary period of 30 days. (Table 5)

TABLE 5. Total Registered Deaths by Civil and Registration status, Lagawe: 3rd Quarter 2022

Municipality	Civil Status			Registration Status	
	Single	Married	Widower	Timely	Late
Lagawe	5	5	4	14	0

DELANO C. BOLISLIS, JR.
Chief Statistical Specialist
Provincial Statistical Office-Ifugao