



PRESS RELEASE

Abra's National ID System Implementation: Progress Update as of March 31, 2025

Date of Release : 25 April 2025
Reference No. : 2024CAR01-PR-016

Over 84 percent are registered in the National ID System in Abra

BANGUED, ABRA – The Philippine Statistics Authority (PSA) – Abra Provincial Statistical Office (PSO) National ID System Registry Team (NIDRT) had registered 5,267 Abreños as of 31 March 2025. These were the registrants who are one year and over under the National ID Registration. A cumulative total of 210,669 registrants or 83.94% over the total population of 250,985 registrants were successfully registered in the province since the start of National ID Registration in 2021.

Figure 1. Number of National ID System Registered by Year; ABRA



Source: PSA Abra National ID Unit Provincial Monitoring



DZPA Building, Rizal St. corner Zamora St.,
Zone 6 (Sinapangan), Bangued, Abra, Philippines 2800
Telephone: (074) 752-8031
abra@psa.gov.ph

Among the 27 municipalities of the province, Bangued had the highest percentage of completion with 101.33 percent, followed by Danglas with 97.55 percent, and Luba with 95.32 percent. The National ID Fixed Registration Center (FRC) is located at Bangued. It caters registrants coming from different municipalities. (Table 1)

Table 1. Number of National ID System Registered Individuals by Municipality; ABRA

Number of National ID System Registered Individuals by Municipality; ABRA, 2021-2025 (as of March 31)								
Municipality	Target Population (2020 CPH)	2021	2022	2023	2024	2025 (As of March 31, 2025; 1st Quarter)	Cumulative Total	Percentage of Registered over Total population
	250,985	103,849	68,587	16,134	16,832	5,267	210,669	83.94%
Bangued	50,382	27,560	6,275	8,812	6,365	2,041	51,053	101.33%
Boliney	4,551	2,836	-	274	12	-	3,122	68.60%
Bucay	17,953	4,132	8,725	663	1,071	273	14,864	82.79%
Bucloc	2,395	1,810	-	152	166	-	2,128	88.85%
Daguio	2,019	1,436	-	107	69	69	1,681	83.26%
Danglas	4,074	1,999	1,559	60	356	-	3,974	97.55%
Dolores	11,512	3,572	4,369	405	707	-	9,053	78.64%
La Paz	16,493	6,246	4,875	316	804	281	12,522	75.92%
Lacub	3,612	2,055	-	336	-	-	2,391	66.20%
Lagangilang	14,914	5,448	5,209	316	822	487	12,282	82.35%
Lagayan	4,488	1,425	1,667	434	375	-	3,901	86.92%
Langiden	3,576	2,169	352	21	395	-	2,937	82.13%
Licuan-Baay	4,566	819	1,784	487	57	215	3,362	73.63%
Luba	6,518	5,054	377	287	343	152	6,213	95.32%
Malibcong	4,027	873	1,384	435	-	172	2,864	71.12%
Manabo	11,611	1,917	6,130	392	491	239	9,169	78.97%
Peñarrubia	6,951	1,825	3,002	331	367	-	5,525	79.48%
Pidigan	12,475	3,207	4,824	342	584	145	9,102	72.96%
Pilar	10,146	3,434	3,922	164	661	236	8,417	82.96%
Sallapadan	6,389	4,013	-	566	294	-	4,873	76.27%
San Isidro	4,745	1,318	2,544	124	284	95	4,365	91.99%
San Juan	10,688	2,679	5,351	369	612	-	9,011	84.31%
San Quintin	5,705	2,301	1,608	343	222	56	4,530	79.40%
Tayum	14,869	8,466	1,763	274	960	368	11,831	79.57%
Tineg	4,977	1,785	320	0	383	65	2,553	51.30%
Tubo	5,674	3,661	56	9	234	373	4,333	76.37%
Villaviciosa	5,675	1,809	2,491	115	198	-	4,613	81.29%

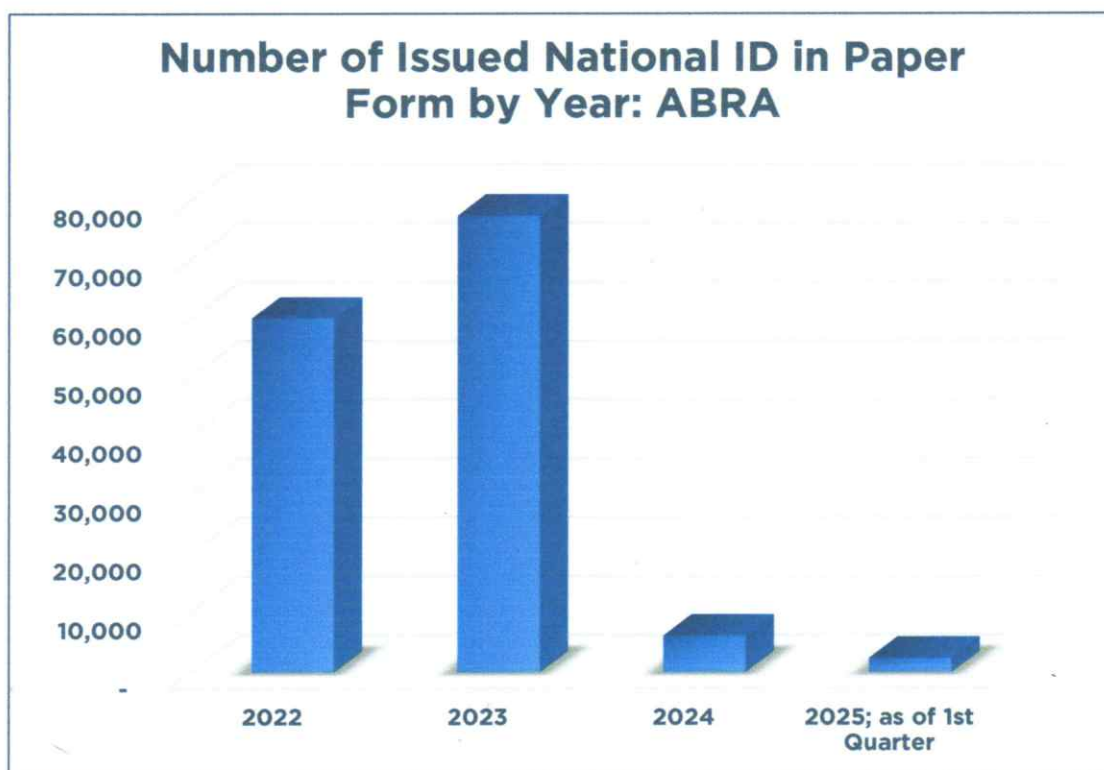
Source: PSA Abra National ID Unit Provincial Monitoring

The Abra NIDRT continued the National ID Registration and exerted all possible efforts and strategies to register the remaining unregistered individuals in compliance to the Chief Executive's directive to expedite the implementation of National ID System to achieve digital transformation of social protection systems in order to enable more efficient, effective, and just delivery of social protection programs.

The PSO-Abra Issues Over 146,000 National IDs in Paper Form Provincewide

The Abra National ID RT implemented the issuance of National ID in paper form in the province. This is a proactive strategy of the PSA that allows registrants to immediately enjoy the benefits of being National ID System-registered. The features of the ePhilID contain the registrant's National ID Card Number (NICN) and basic demographic information together with the QR code which is used for authentication. The issued National ID in paper form has the same functionality and validity as the physical card. Additionally, the issuance of National ID in paper form can now be done in real-time.

Figure 2. Number of ePhilID Issued by Year; ABRA



Source: PSA Abra National ID Unit Provincial Monitoring


The issuance of National ID in paper form started in October 2022. Abra NIDRT had issued 146,225 National IDs in paper form to registered individuals as of 31 October 2024. Based on the issuances per municipality, the municipality of Bangued had the highest number of issuances with 28,685, followed by Bucay with 12,519, and Tayum with 9,233 National IDs in paper form. Daguioman had the lowest issuance with only 1,098 National IDs in paper form. (Table 2)

Table 2. Number of National ID in Paper Form Issued by Year and Municipality; ABRA

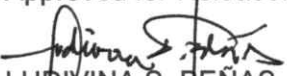
MUNICIPALITY	2022	2023	2024	2025 (As of March 31, 2025; 1st Quarter)
	60,128	137,647	143,832	146,225
Bangued	7,945	22,294	26,292	28,685
Boliney	804	2,350	3,799	3,799
Bucay	7,972	12,404	12,519	12,519
Bucloc	428	1,141	1,141	1,141
Daguioman	465	1,098	1,098	1,098
Danglas	511	1,478	1,479	1,479
Dolores	6,295	8,915	8,930	8,930
La Paz	2,892	6,721	6,781	6,781
Lacub	796	1,369	1,369	1,369
Lagangilang	4,112	6,583	6,597	6,597
Lagayan	1,133	2,086	2,132	2,132
Langiden	1,116	2,220	2,220	2,220
Licuan-Baay	312	2,364	2,364	2,364
Luba	1,838	4,356	4,356	4,356
Malibcong	268	2,118	2,118	2,118
Manabo	4,045	8,003	8,005	8,005
Penarrubia	479	3,688	3,734	3,734
Pidigan	2,711	7,095	7,168	7,168
Pilar	2,683	6,937	6,948	6,948
Sallapadan	0	1,999	1,999	1,999
San Isidro	1,830	3,883	3,883	3,883
San Juan	2,578	6,434	6,434	6,434
San Quintin	2,125	3,961	3,961	3,961
Tayum	4,324	9,075	9,233	9,233
Tineg	337	2,389	2,397	2,397
Tubo	583	2,672	2,861	2,861
Villaviciosa	1,546	4,014	4,014	4,014

Source: PSA Abra National ID Unit Provincial Monitoring

Prepared by:


ANGELLE B. PEREZ
PSO Abra Staff

Approved for Release:


LUDWINA S. BENAS
(Senior Statistical Specialist)
Officer-in-Charge