

Summary Inflation Report Consumer Price Index (2018=100)

Date of Release: June 7, 2023

Reference No. SR-2023-014

**Table 1. Year-on-Year Inflation Rates, All Items, Ifugao
In percent
(2018=100)**

Area	May 2022	April 2023	May 2023
CAR	6.9	4.3	3.9
IFUGAO	5.6	3.7	4.4

Inflation in Ifugao increased to 4.4 percent in May 2023 from 3.3 percent in April 2023. In addition, May 2023 inflation was lower by 1.2 percentage points from 5.6 percent in May 2022 and 0.7 percentage points higher from 3.7 percent in April 2023. (Table 1)

Figure 1. Inflation Rates, Ifugao, All Items (2018=100)

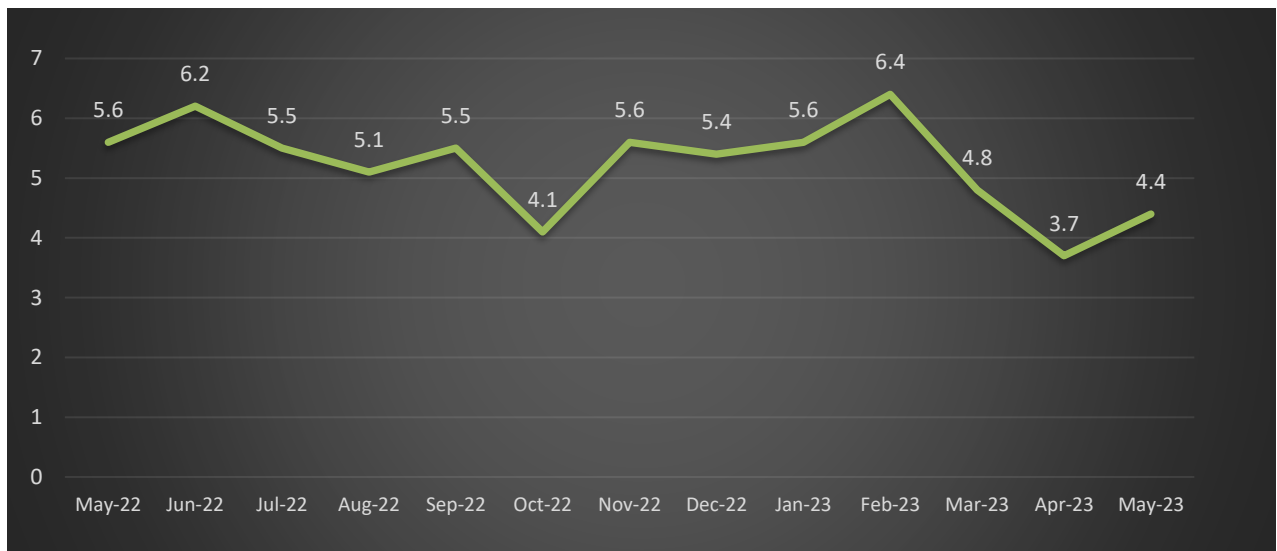
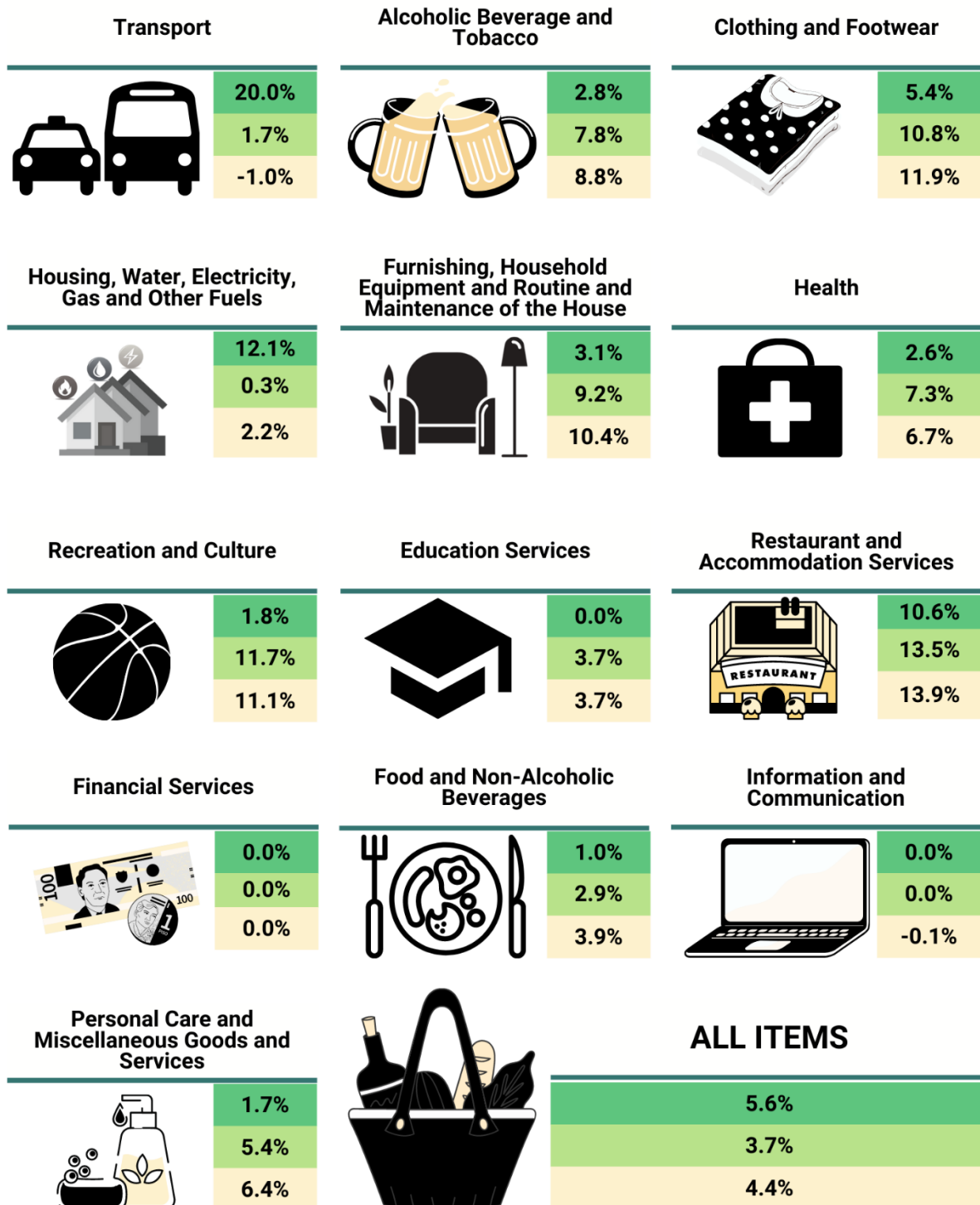


Figure 2. Year-on-Year Inflation Rates by Commodity Group: Ifugao (2018 = 100) (In Percent)



Legend:

May 2022	April 2023	May 2023
----------	------------	----------

PHILIPPINE STATISTICS AUTHORITY

2nd Floor, RTK Building, Dotal Street, Cuta Corner Drive, Poblacion South, Lagawe, Ifugao

Telephone: 09196979606/09171225473 • Email: ifugao@psa.gov.ph

www.psa.gov.ph



REPUBLIC OF THE PHILIPPINES
PHILIPPINE STATISTICS AUTHORITY
PROVINCIAL STATISTICAL OFFICE - IFUGAO

Restaurants and Accommodation Services posted the highest inflation rate among the commodity groups at 13.9 percent. It was followed by Clothing and Footwear at 11.9 percent inflation rate and Recreation, Sport and Culture at 11.1 percent.

In addition, contributing to the uptrend in the overall inflation during the period were the higher annual average growth in the indices of the following commodity groups:

- a) Furnishings, Household Equipment and Routine Household Maintenance, 10.4 percent;
- b) Alcoholic Beverages and Tobacco, 8.8 percent;
- c) Health, 6.7 percent;
- d) Personal Care, and Miscellaneous Goods and Services, 6.4 percent;
- e) Food and Non-Alcoholic Beverages, 3.9 percent;
- f) Education Services, 3.7 percent;
- g) Housing, Water, Electricity, Gas and Other Fuels, 2.2 percent;














**Table 2. Consumer Price Index for All Items,
Ifugao (2018=100)**

Area	May 2022	April 2023	May 2023
CAR	114.1	118.5	118.5
Ifugao	115.2	119.1	120.3

Survey of Retail Prices of Commodities conducted by Philippine Statistics Authority (PSA) has generated a Consumer Price Index (CPI) of 120.3 in Ifugao as of May 2023, using 2018 as the base year. This indicates that the average cost of a basket of goods and services commonly purchased by a typical Filipino household in the different municipalities of Ifugao increased during the reference month.

In Figure 3, all the Commodity Groups increased in Consumer Price Index except Recreation, Sport and Culture, Health, Education Services, Financial Services, Information and Communication, and Transport.

Figure 3. Consumer Price Index for All Income Households by Commodity Group, Ifugao (2018=100)

		May 2022	April 2023	May 2023
Restaurants and Accommodation Services		129.8	146.1	147.9
Alcoholic Beverages and Tobacco		124.3	133.5	135.3
Clothing and Footwear		120.0	131.8	134.3
Transport		129.4	128.2	128.1
Recreation, Sport and Culture		114.8	127.8	127.6
Health		118.4	126.5	126.3
Housing, Water, Electricity, Gas and Other Fuels		119.4	119.8	122.0
Furnishings, Household Equipment and Routine Household Maintenance		110.0	119.6	121.4
Personal Care, and Miscellaneous Goods and Services		109.6	115.0	116.6
Food and Non-Alcoholic Beverages		110.1	113.4	114.4
Education Services		107.1	111.1	111.1
Financial Services		100.0	100.0	100.0
Information and Communication		100.0	100.0	99.9

PHILIPPINE STATISTICS AUTHORITY

2nd Floor, RTK Building, Dotal Street, Cuta Corner Drive, Poblacion South, Lagawe, Ifugao

Telephone: 09196979606/09171225473 • Email: ifugao@psa.gov.ph

www.psa.gov.ph

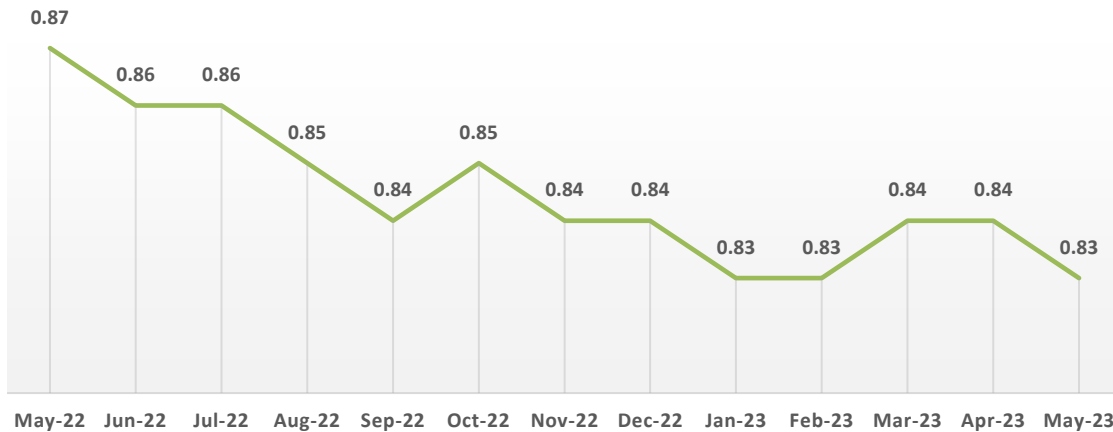


The Purchasing Power of the Peso (PPP) is inversely related to Inflation Rate. Thus, as the Inflation Rate increases, the PPP declines.

The value of 1 peso in the 2018 was 83 centavos in May 2023. It dropped by 4 centavos from the 87-centavo worth of the peso May 2022.

In the same manner, a hundred pesos in 2018 was worth 83 pesos in May 2023.

Figure 4. Monthly Purchasing Power of Peso in Ifugao: May 2023 (2018 = 100)





TECHNICAL NOTES

Consumer Price Index (CPI)

The CPI is an indicator of the changes in the average retail prices of a fixed basket of goods and services that most people buy for their day-to-day consumption relative to a base year.

Uses of CPI

The CPI is most widely used to calculate inflation rate and the purchasing power of peso. It is a major statistical series used for economic analysis and as monitoring indicator of government economic policy. It is also used to adjust other economic series for price changes. For example, CPI components are used as deflators for most personal consumption expenditures (PCE) in the calculation in the Gross National Product (GNP). Another major importance of the CPI is its use as basis to adjust wages in labor management contracts as well as pensions and retirement benefits. Increases in wages through collective bargaining agreements used the CPI as one of their bases.

Computation of the CPI

The computation of the CPI involves consideration of the following important points:

a. Base Period.

The reference date or period is the benchmark or reference date or period at which the index is taken as equal to 100

b. Market Basket

A sample of the thousands of varieties of goods purchased for consumption and services availed by the households in the country was selected to represent the composite price behavior of all goods and services purchased by consumers.

c. Weighting System

The weighting pattern uses the expenditures on various consumer item purchased by households as proportion to total expenditure.

d. Formula

The formula used in computing the CPI is the weighted arithmetic mean of price relatives, the Laspeyre's formula with a fixed base year period (2012) weights.

e. Geographic Coverage

CPI values are computed at the national, regional, and provincial levels, and for selected cities.

Inflation Rate (IR)

The Inflation Rate is the rate of change or the year-on-year change of the CPI. Inflation is interpreted in terms of declining purchasing power of peso.

a. Headline Inflation

Headline inflation refers to the rate of change in CPI. It captures the changes in the cost of living based on the movements of prices of items in the basket of commodities and services consumed by the typical Filipino households.

b. Core Inflation

Core inflation measures the change in average consumer prices after excluding from the CPI certain items with volatile price movements. By stripping out the volatile components of the CPI, core inflation allows us to see the broad underlying trend in consumer prices. Core inflation is often used as an indicator of the long-term inflation trend and as indicator of future inflation. It is usually affected by the amount of money in the economy relative to production, or by monetary policy.

Purchasing Power of the Peso (PPP)

The purchasing power of the peso (PPP) shows how much peso in the base period is worth in the current period. It is computed as the reciprocal of the CPI for the period under review multiplied by 100.

DELANO C. BOLISLIS JR.

Chief Statistical Specialist