

## Summary Inflation Report Consumer Price Index (2018=100)

**Date of Release:** July 7, 2023

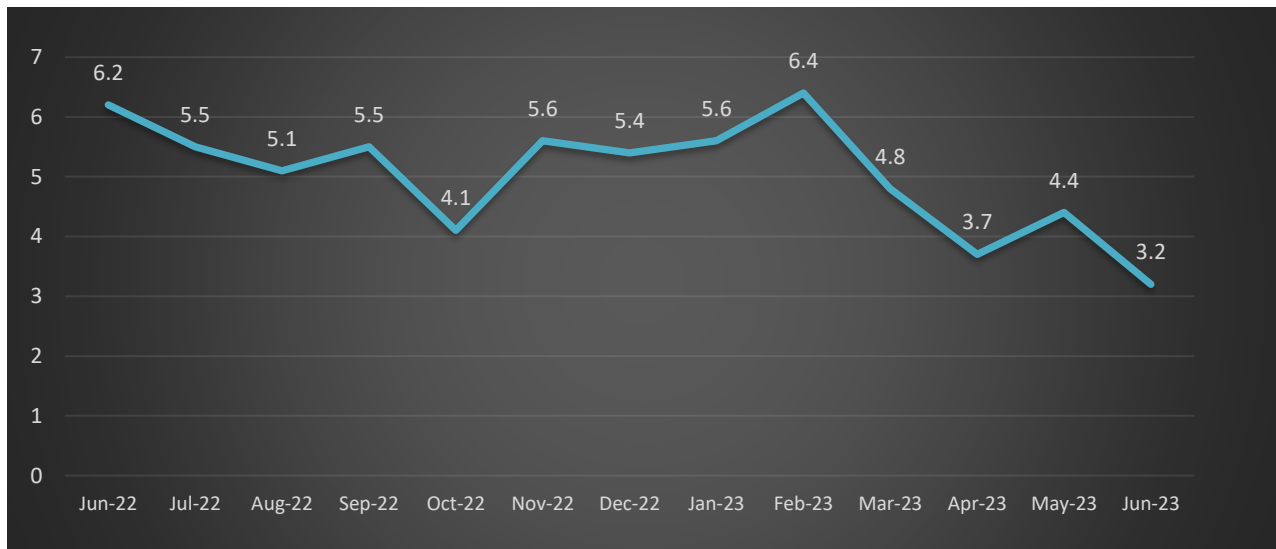
**Reference No.** SR-2023-043

**Table 1. Year-on-Year Inflation Rates, All Items, Ifugao  
In percent  
(2018=100)**

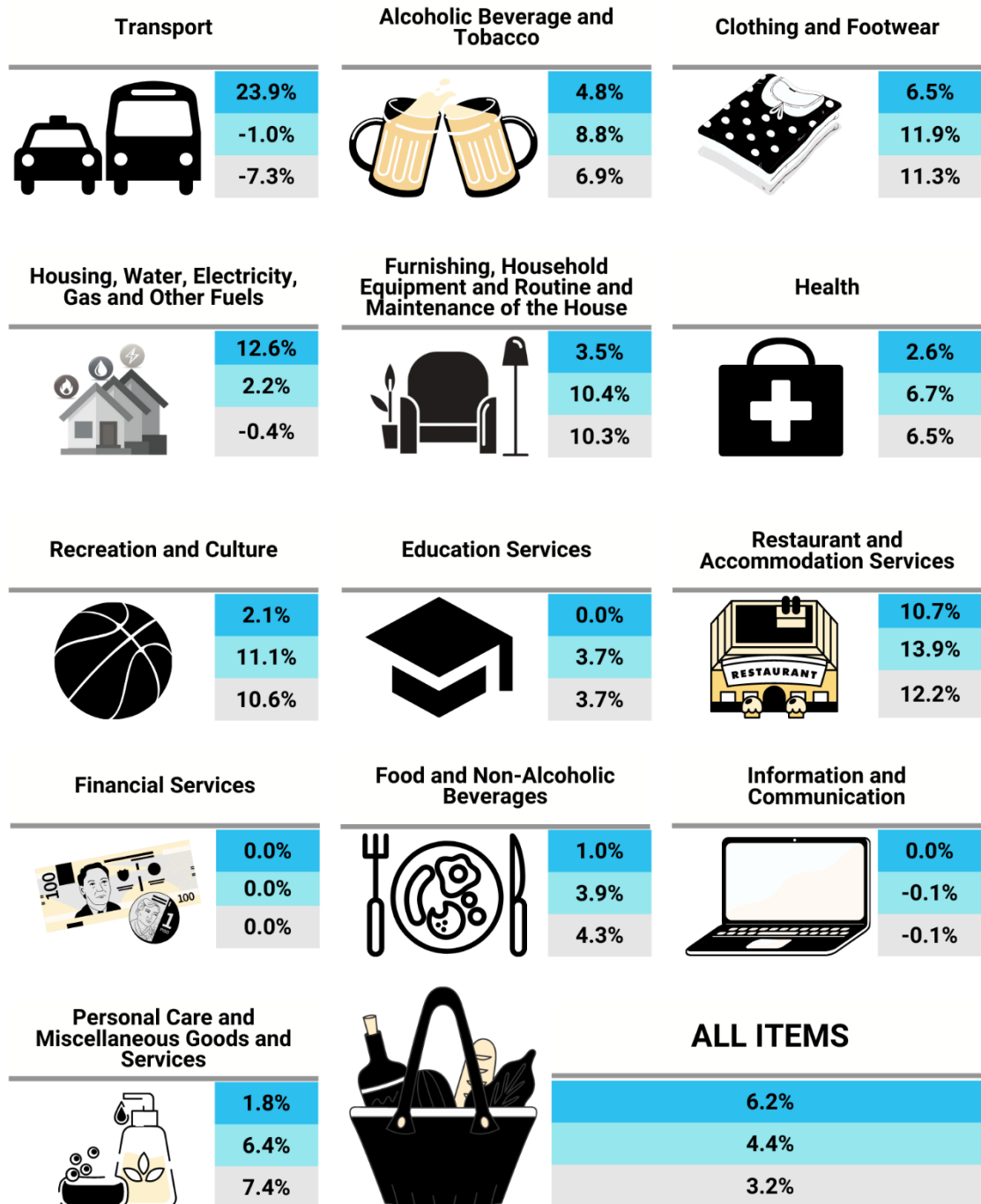
Area	June 2022	May 2023	June 2023
<i>CAR</i>	<b>7.5</b>	<b>3.9</b>	<b>3.2</b>
<i>IFUGAO</i>	<b>6.2</b>	<b>4.4</b>	<b>3.2</b>

Inflation in Ifugao decreased to 3.2 percent in June 2023 from 4.4 percent in May 2023. In addition, June 2023 inflation was lower by 3.0 percentage points from 6.2 percent in June 2022 and 1.2 percentage points lower from 4.4 percent in May 2023. (Table 1)

**Figure 1. Inflation Rates, Ifugao, All Items (2018=100)**



**Figure 2. Year-on-Year Inflation Rates by Commodity Group: Ifugao (2018 = 100) (In Percent)**



Legend:

June 2022	May 2023	June 2023
-----------	----------	-----------



REPUBLIC OF THE PHILIPPINES  
**PHILIPPINE STATISTICS AUTHORITY**  
PROVINCIAL STATISTICAL OFFICE - IFUGAO

Restaurants and Accommodation Services posted the highest inflation rate among the commodity groups at 12.2 percent. It was followed by Clothing and Footwear at 11.3 percent inflation rate and Recreation, Sport and Culture at 10.6 percent.

In addition, contributing to the uptrend in the overall inflation during the period were the higher annual average growth in the indices of the following commodity groups:

- a) Furnishings, Household Equipment and Routine Household Maintenance, 10.3%;
- b) Personal Care, and Miscellaneous Goods and Services, 7.4%;
- c) Alcoholic Beverages and Tobacco, 6.9%;
- d) Health, 6.5%;
- e) Food and Non-Alcoholic Beverages, 4.3%;
- f) Education Services, 3.7%;














**Table 2. Consumer Price Index for All Items,  
Ifugao (2018=100)**

<i>Area</i>	<b>June 2022</b>	<b>May 2023</b>	<b>June 2023</b>
<i>CAR</i>	<b>114.9</b>	<b>118.5</b>	<b>118.6</b>
<i>Ifugao</i>	<b>116.3</b>	<b>120.2</b>	<b>120.0</b>

Survey of Retail Prices of Commodities conducted by Philippine Statistics Authority (PSA) has generated a Consumer Price Index (CPI) of 120 in Ifugao as of June 2023, using 2018 as the base year. This indicates that the average cost of a basket of goods and services commonly purchased by a typical Filipino household in the different municipalities of Ifugao decreased during the reference month.

In Figure 3, all the Commodity Groups increased in Consumer Price Index except Education, Services, Financial Services, Information and Communication, Recreation, Sport and Culture, Housing, Water, Electricity, Gas and Other Fuels, Transport.

**Figure 3. Consumer Price Index for All Income Households by Commodity Group, Ifugao (2018=100)**

		June 2022	May 2023	June 2023
Restaurants and Accommodation Services		123.1%	147.9%	148.5%
Alcoholic Beverages and Tobacco		122.1%	135.3%	135.5%
Clothing and Footwear		117.4%	134.3%	135.4%
Recreation, Sport and Culture		114.2%	127.6%	127.4%
Health		117.1%	126.3%	126.5%
Transport		116.4%	128.1%	125.0%
Furnishings, Household Equipment and Routine Household Maintenance		108.1%	121.4%	122.2%
Housing, Water, Electricity, Gas and Other Fuels		115.0%	122.0%	120.0%
Personal Care, and Miscellaneous Goods and Services		108.9%	116.6%	118.0%
Food and Non-Alcoholic Beverages		112.7%	114.4%	114.8%
Education Services		107.1%	111.1%	111.1%
Financial Services		100.0%	100.0%	100.0%
Information and Communication		100.0%	99.9%	99.9%

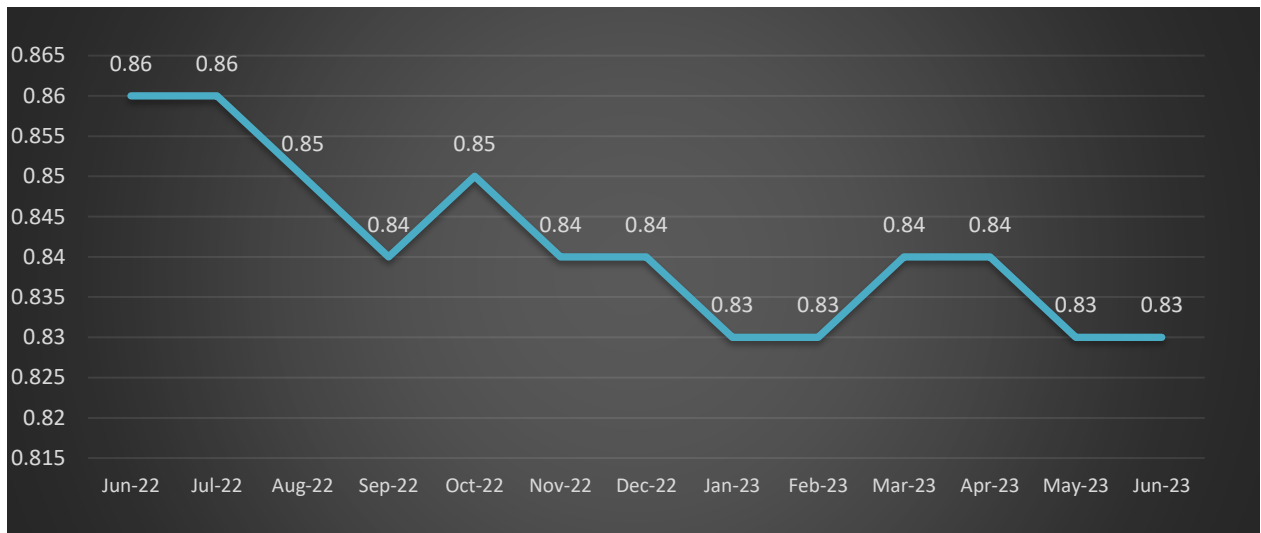


The Purchasing Power of the Peso (PPP) is inversely related to Inflation Rate. Thus, as the Inflation Rate increases, the PPP declines.

The value of 1 peso in the 2018 was 83 centavos in June 2023. It dropped by 3 centavos from the 86-centavo worth of the peso June 2022.

In the same manner, a hundred pesos in 2018 was worth 83 pesos in June 2023.

**Figure 4. Monthly Purchasing Power of Peso in Ifugao: June 2023 (2018 = 100)**





## TECHNICAL NOTES

### Consumer Price Index (CPI)

The CPI is an indicator of the changes in the average retail prices of a fixed basket of goods and services that most people buy for their day-to-day consumption relative to a base year.

### Uses of CPI

The CPI is most widely used to calculate inflation rate and the purchasing power of peso. It is a major statistical series used for economic analysis and as monitoring indicator of government economic policy. It is also used to adjust other economic series for price changes. For example, CPI components are used as deflators for most personal consumption expenditures (PCE) in the calculation in the Gross National Product (GNP). Another major importance of the CPI is its use as basis to adjust wages in labor management contracts as well as pensions and retirement benefits. Increases in wages through collective bargaining agreements used the CPI as one of their bases.

### Computation of the CPI

The computation of the CPI involves consideration of the following important points:

**a. Base Period.**

The reference date or period is the benchmark or reference date or period at which the index is taken as equal to 100

**b. Market Basket**

A sample of the thousands of varieties of goods purchased for consumption and services availed by the households in the country was selected to represent the composite price behavior of all goods and services purchased by consumers.

**c. Weighting System**

The weighting pattern uses the expenditures on various consumer item purchased by households as proportion to total expenditure.

**d. Formula**

The formula used in computing the CPI is the weighted arithmetic mean of price relatives, the Laspeyre's formula with a fixed base year period (2012) weights.

**e. Geographic Coverage**

CPI values are computed at the national, regional, and provincial levels, and for selected cities.

### Inflation Rate (IR)

The Inflation Rate is the rate of change or the year-on-year change of the CPI. Inflation is interpreted in terms of declining purchasing power of peso.

**a. Headline Inflation**

Headline inflation refers to the rate of change in CPI. It captures the changes in the cost of living based on the movements of prices of items in the basket of commodities and services consumed by the typical Filipino households.

**b. Core Inflation**

Core inflation measures the change in average consumer prices after excluding from the CPI certain items with volatile price movements. By stripping out the volatile components of the CPI, core inflation allows us to see the broad underlying trend in consumer prices. Core inflation is often used as an indicator of the long-term inflation trend and as indicator of future inflation. It is usually affected by the amount of money in the economy relative to production, or by monetary policy.

### Purchasing Power of the Peso (PPP)

The purchasing power of the peso (PPP) shows how much peso in the base period is worth in the current period. It is computed as the reciprocal of the CPI for the period under review multiplied by 100.

**DELANO C. BOLISLIS JR.**

Chief Statistical Specialist