

Summary Inflation Report Consumer Price Index (2018=100)

Date of Release: May 9, 2023

Reference No. SR-2023-009

**Table 1. Year-on-Year Inflation Rates, All Items, Ifugao
In percent
(2018=100)**

Area	April 2022	March 2023	April 2023
CAR	6.3	5.6	4.3
IFUGAO	5.4	4.8	3.7

Inflation in Ifugao decreased to 3.7 percent in April 2023 from 4.8 percent in March 2023. In addition, April 2023 inflation was lower by 1.7 percentage points from 5.4 percent in April 2022 and 1.1 percentage points lower from 4.8 percent in March 2023. (Table 1)

Figure 1. Inflation Rates, Ifugao, All Items (2018=100)

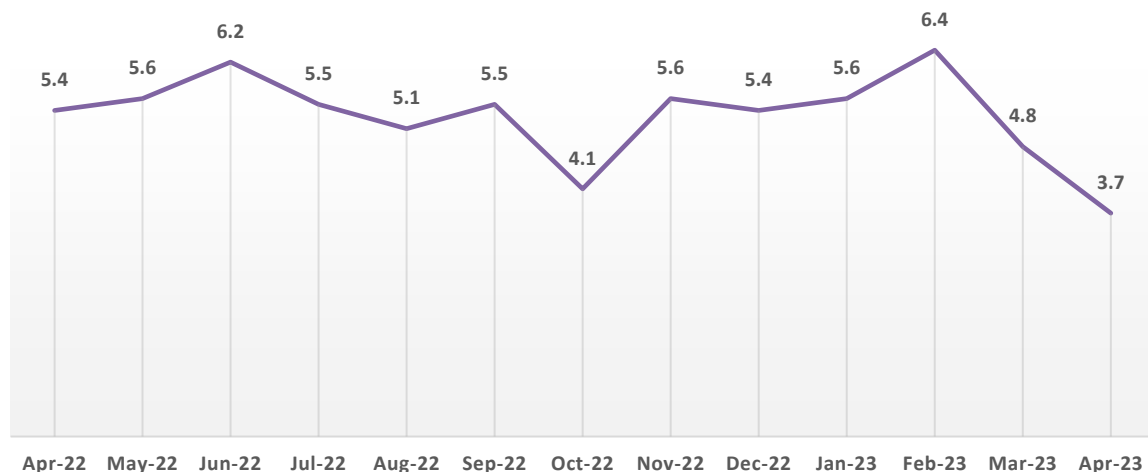
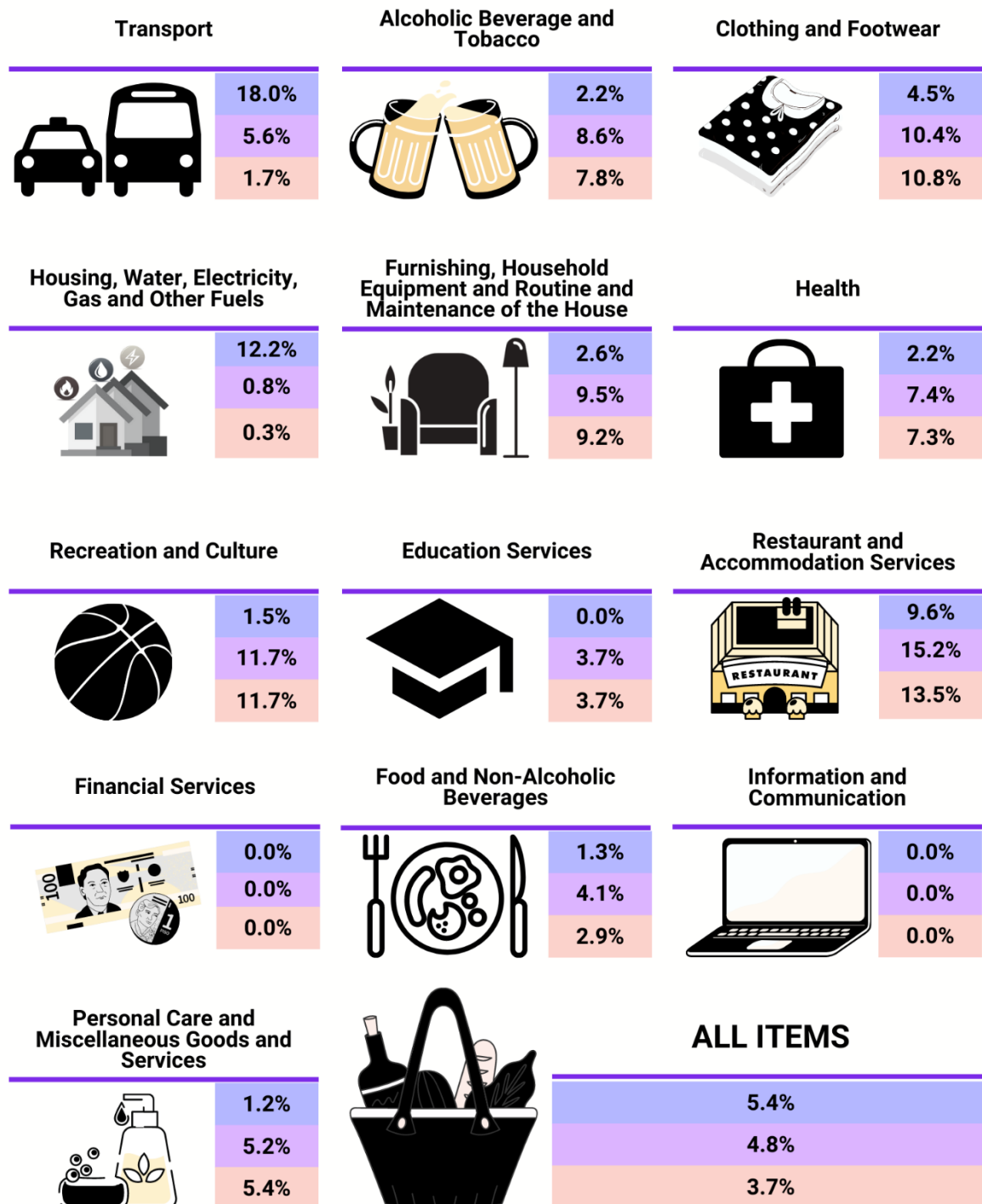
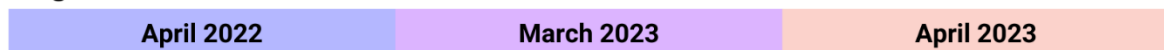


Figure 2. Year-on-Year Inflation Rates by Commodity Group: Ifugao (2018 = 100) (In Percent)



Legend:





REPUBLIC OF THE PHILIPPINES
PHILIPPINE STATISTICS AUTHORITY
PROVINCIAL STATISTICAL OFFICE - IFUGAO

Restaurants and Accommodation Services posted the highest inflation rate among the commodity groups at 13.5 percent. It was followed by Recreation, Sport and Culture at 11.7 percent inflation rate and Clothing and Footwear at 10.8 percent.

In addition, contributing to the uptrend in the overall inflation during the period were the higher annual average growth in the indices of the following commodity groups:

- a. Furnishings, Household Equipment and Routine Household Maintenance, 9.2 percent;
- b. Alcoholic Beverages and Tobacco, 7.8 percent;
- c. Health, 7.3 percent;
- d. Personal Care, and Miscellaneous Goods and Services, 5.4 percent;
- e. Education Services, 3.7 percent;
- f. Food and Non-Alcoholic Beverages, 2.9 percent;
- g. Transport, 1.7 percent;
- h. Housing, Water, Electricity, Gas and Other Fuels, 0.3 percent;

**Table 2. Consumer Price Index for All Items,
Ifugao (2018=100)**

Area	April 2022	March 2023	April 2023
Philippines	113.4	121.1	120.9
CAR	113.6	118.9	118.5
Ifugao	114.8	119.6	119.1














Survey of Retail Prices of Commodities conducted by Philippine Statistics Authority (PSA) has generated a Consumer Price Index (CPI) of 119.1 in Ifugao as of April 2023, using 2018 as the base year. This indicates that the average cost of a basket of goods and services commonly purchased by a typical Filipino household in the different municipalities of Ifugao decreased during the reference month.

In Figure 3, all the Commodity Groups increased in Consumer Price Index except Transport, Housing, Water, Electricity, Gas, and Other Fuels and Food and Non-Alcoholic Beverages which decreased at 1.3 index points.

PHILIPPINE STATISTICS AUTHORITY

2nd Floor, RTK Building, Dotal Street, Cuta Corner Drive, Poblacion South, Lagawe, Ifugao
Telephone: 09196979606/09171225473 • Email: ifugao@psa.gov.ph
www.psa.gov.ph

Figure 3. Consumer Price Index for All Income Households by Commodity Group, Ifugao (2018=100)

		April 2022	March 2023	April 2023
Restaurants and Accommodation Services		114.8	146.1	146.1
Alcoholic Beverages and Tobacco		128.7	133.4	133.5
Clothing and Footwear		123.8	130.8	131.8
Transport		119.0	129.5	128.2
Recreation, Sport and Culture		126.1	127.7	127.8
Health		114.4	126.6	126.5
Housing, Water, Electricity, Gas and Other Fuels		117.9	119.2	119.8
Furnishings, Household Equipment and Routine Household Maintenance		119.4	119.5	119.6
Personal Care, and Miscellaneous Goods and Services		109.5	114.8	115.0
Food and Non-Alcoholic Beverages		109.1	114.7	113.4
Education Services		110.2	111.1	111.1
Information and Communication		107.1	100.0	100.0
Financial Services		100.0	100.0	100.0

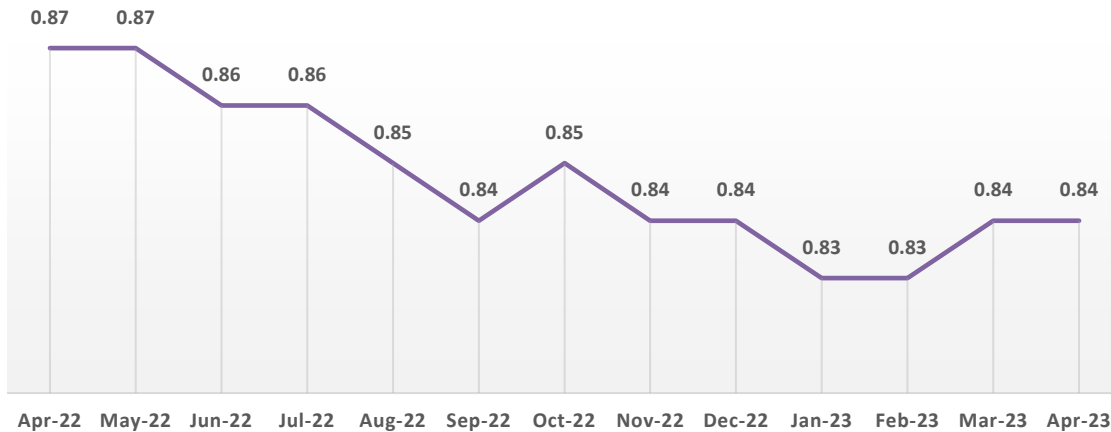


The Purchasing Power of the Peso (PPP) is inversely related to Inflation Rate. Thus, as the Inflation Rate increases, the PPP declines.

The value of 1 peso in the 2018 was 84 centavos in April 2023. It dropped by 3 centavos from the 87-centavo worth of the peso April 2022.

In the same manner, a hundred pesos in 2018 was worth 84 pesos in April 2023.

Figure 4. Monthly Purchasing Power of Peso in Ifugao: April 2023 (2018 = 100)





TECHNICAL NOTES

Consumer Price Index (CPI)

The CPI is an indicator of the changes in the average retail prices of a fixed basket of goods and services that most people buy for their day-to-day consumption relative to a base year.

Uses of CPI

The CPI is most widely used to calculate inflation rate and the purchasing power of peso. It is a major statistical series used for economic analysis and as monitoring indicator of government economic policy. It is also used to adjust other economic series for price changes. For example, CPI components are used as deflators for most personal consumption expenditures (PCE) in the calculation in the Gross National Product (GNP). Another major importance of the CPI is its use as basis to adjust wages in labor management contracts as well as pensions and retirement benefits. Increases in wages through collective bargaining agreements used the CPI as one of their bases.

Computation of the CPI

The computation of the CPI involves consideration of the following important points:

a. Base Period.

The reference date or period is the benchmark or reference date or period at which the index is taken as equal to 100

b. Market Basket

A sample of the thousands of varieties of goods purchased for consumption and services availed by the households in the country was selected to represent the composite price behavior of all goods and services purchased by consumers.

c. Weighting System

The weighting pattern uses the expenditures on various consumer item purchased by households as proportion to total expenditure.

d. Formula

The formula used in computing the CPI is the weighted arithmetic mean of price relatives, the Laspeyre's formula with a fixed base year period (2012) weights.

e. Geographic Coverage

CPI values are computed at the national, regional, and provincial levels, and for selected cities.

Inflation Rate (IR)

The Inflation Rate is the rate of change or the year-on-year change of the CPI. Inflation is interpreted in terms of declining purchasing power of peso.

a. Headline Inflation

Headline inflation refers to the rate of change in CPI. It captures the changes in the cost of living based on the movements of prices of items in the basket of commodities and services consumed by the typical Filipino households.

b. Core Inflation

Core inflation measures the change in average consumer prices after excluding from the CPI certain items with volatile price movements. By stripping out the volatile components of the CPI, core inflation allows us to see the broad underlying trend in consumer prices. Core inflation is often used as an indicator of the long-term inflation trend and as indicator of future inflation. It is usually affected by the amount of money in the economy relative to production, or by monetary policy.

Purchasing Power of the Peso (PPP)

The purchasing power of the peso (PPP) shows how much peso in the base period is worth in the current period. It is computed as the reciprocal of the CPI for the period under review multiplied by 100.

DELANO C. BOLISLIS JR.

Chief Statistical Specialist