

SPECIAL RELEASE

2024 1ST QUARTER REGISTERED BIRTHS IN KALINGA

Date of Release: 02 May 2024

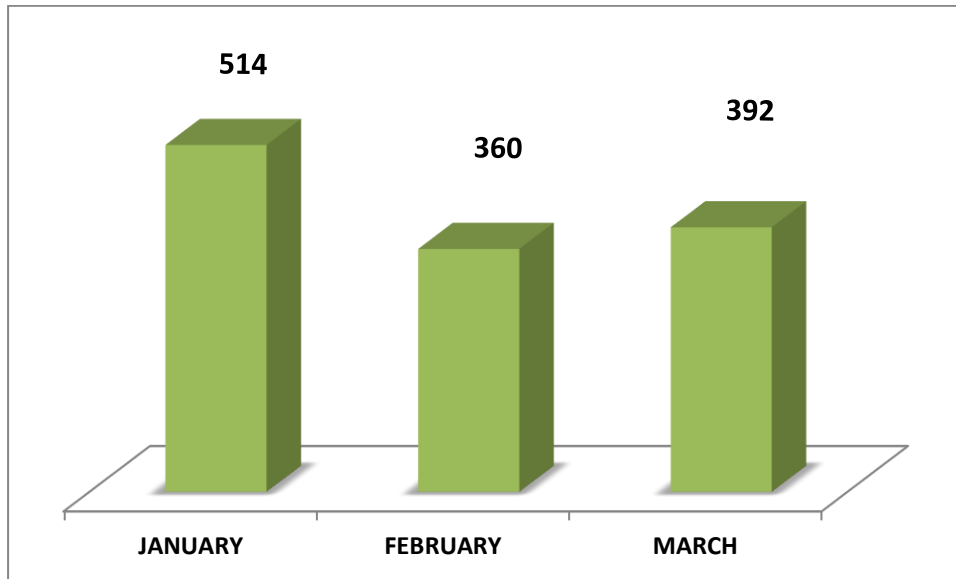
Reference No. 24CAR32-735

In the first quarter of 2024, there were a total of 1266 registered births in the province of Kalinga. Among the city and municipalities, the City of Tabuk recoded the highest number of births with 866 birth occurrences or 68.40% of the total registered births. On the other hand, municipality of Pasil had the lowest number of documented births with only 20 birth occurrences, followed by Tanudan and Balbalan with 23 and 39 birth occurrences, respectively.

Table1. Number of Births Registered by Municipality and by Month: Kalinga 1st Quarter, 2024

Place of Registration	Month			Total
	Jan	Feb	Mar	
Balbalan	11	8	20	39
Lubuagan	23	8	12	43
Pasil	4	7	9	20
Pinukpuk	34	54	63	151
Rizal	24	20	21	65
Tabuk City	385	244	237	866
Tanudan	3	9	11	23
Tinglayan	30	10	19	59
TOTAL	514	360	392	1266

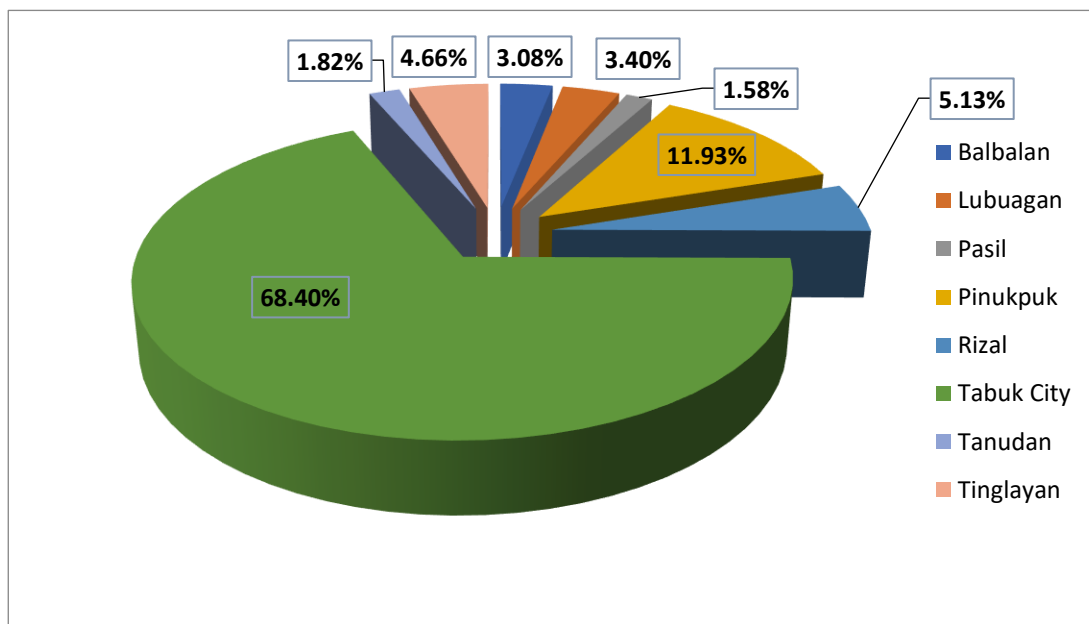
Figure1. Number of Registered Births by Month: Kalinga, 1st Quarter 2024



Source: Vital Events Information System

The month of January recorded the highest number of registered births with 514 in the 1st quarter 2024 followed by March with 392 and the least was February with 360 registered births.

Figure2. Percentage Distribution of Live Births by Municipality: Kalinga, 1st Quarter 2024

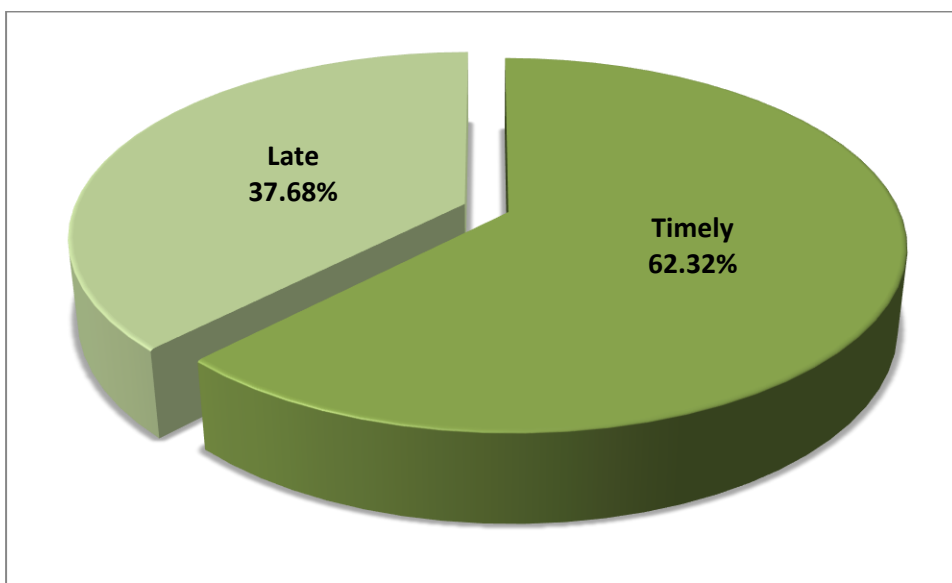


Source: Vital Events Information System

Almost two-thirds or 68.40 percent of the total number of registered births in Kalinga for the 1st Quarter 2024 were from City of Tabuk. The remaining 31.6 percent came from the 7 municipalities of the province. Pasil have the least with 1.58 percent of the total number of registered live births in Kalinga.

In the province, almost two-thirds (62.32 percent) of the babies born were registered on time (789) compared to 37.68 percent (477) registered late.

Figure3. Percentage of Registration Status: Kalinga, 1st Quarter 2024



Source: Decentralized Vital Statistics System 2011

Table2. Number of Births Registered by Municipality, by Registration Status: January, 2024

Place of Registration	JANUARY	
	Timely	Late
Balbalan	6	5
Lubuagan	9	14
Pasil	0	4
Pinukpuk	3	31
Rizal	19	5
Tabuk City	327	58
Tanudan	0	3
Tinglayan	6	24



In January 2024, there were more registered timely than late with 370 out of 514 registered. Tabuk City has higher number of registered timely than late with 327. The municipalities of Lubuagan, Pinukpuk, and Tinglayan have higher number of registered late than timely. Pasil and Tanudan have not recorded any timely registration.

Table3. Number of Births Registered by Municipality, by Registration Status:
February, 2024

Place of Registration	FEBRUARY	
	Timely	Late
Balbalan	2	6
Lubuagan	2	6
Pasil	1	6
Pinukpuk	4	50
Rizal	15	5
Tabuk City	193	51
Tanudan	0	9
Tinglayan	1	9


During February 2024, most municipalities had a higher rate of timely registration than late registration, with the exception of Tabuk City and Rizal. Tanudan had no timely registration.



Table4. Number of Births Registered by Municipality, by Registration Status:
March, 2024

Place of Registration	MARCH	
	Timely	Late
Balbalan	0	20
Lubuagan	7	5
Pasil	0	9
Pinukupuk	9	54
Rizal	12	9
Tabuk City	168	69
Tanudan	1	10
Tinglayan	4	15

Tabuk City and Rizal have a higher number of timely registered individuals than late registration. There are no registered timely in the municipalities of Balbalan and Pasil.



MARIBEL M. DALAYDAY
Chief Statistical Specialist

/jld

